

1
STOPE BOOK
Mountain Con Mine

NORTH

P-27

012345678

P
27
1

Mt CONN Buffalo
ACTHNEY 70

Mt CON
Mt Conn
300

Mt CON
Madison
200

Mt CON
Buffalo
40

Buffalo
400

WHEEL
1119

LITTLE MINN
150

P
27
1

289 290 291 292 293 294 295 296 297 298 299 300

359

358

357

356

355

354

353

352

M
MCCONN
Buffalo
ACTHINET
70

MCCONN
MCCONN
Buffalo
200

MCCONN
Buffalo
40

Buffalo
400

WHEELER
1111

LITTLE MINN
150

27 278 279 280 281 282 283 284 285 286 287 288 289

1
2
1

289 290 291 292 293 294 295 296 297 298 299 300

359

358

357

356

355

354

353

352

M McCORMACK BUFFALO
ACTHINETT 70

M McCORMACK
WICOMINGO 200

M McCORMACK
MADISON 200

M McCORMACK
BUFFALO 40

BUFFALO
400

WHEATFIELD
1400

LITTLE MINN
150

27 278 279 280 281 282 283 284 285 286 287 288 289

P
21
1

289 290 291 292 293 294 295 296 297 298 299 300

M McCORMACK BUFFALO
 ACTHINETT 70
 359
 M McCORMACK
 WICCONIAGO 200
 358
 M McCORMACK
 WICCONIAGO 200
 357
 M McCORMACK
 BUFFALO 40
 356
 BUFFALO 400
 355
 WHEATFIELD 100
 354
 LITTLE MINN 150
 353
 352

278 279 280 281 282 283 284 285 286 287 288 289

P
27
1

289 290 291 292 293 294 295 296 297 298 299 300

359

358

357

356

355

354

353

352

Mt. CONN Buffalo
ACTIVITY TO

Mt. CON
Mt. CON Buffalo
Mt. CON

300
Mt. CON
Buffalo
40

Buffalo
400

Little Minn
150

LITTLE MINN
150

27 278 279 280 281 282 283 284 285 286 287 288 289

P
Z
1

289 290 291 292 293 294 295 296 297 298 299 300

359

358

357

356

355

354

353

352

Mt. CONN
ACTIVITY

Mt. CON
Buffalo
Mt. CON
Buffalo

300
Mt. CON
Buffalo

Mt. CON
Buffalo

Buffalo
400

Little Minn
150

Little Minn
150

280

281

282

283

284

285

286

287

P
Z
1

289

290

291

292

293

294

295

296

297

298

299

300

359

358

357

356

355

354

353

352

Mt. CONN
ACTHINETT
TO

Mt. CON
WILCON
300

300
MADISON
300

Mt. CON
400
BUFFALO

BUFFALO
400

WHEAT
1100

LITTLE MINN
150

27 278 279 280 281 282 283 284 285 286 287 288 289

289

290

291

292

293

294

295

296

P
Z
1

289 290 291 292 293 294 295 296 297 298 299 300

359

358 8

357 7

356 3

355 5

354 4

353 3

352 2

Mt CONN Buffalo
ACTIVITY TO

Mt CON
Mt Conn
Buffalo

300
Mt Conn
Buffalo

Mt Conn
Buffalo

Buffalo
400

Little Minn
150

Little Minn
150

P
Z
1

289

290

291

292

293

294

295

296

297

298

299

300

359

358

357

356

355

354

353

352

Mt CONN
ACTHNEY
TO
Buffalo

Mt CON
WILSON
TO
Buffalo

300
MADISON
TO
Buffalo

Buffalo
400

WHEELING
TO
Buffalo

LITTLE MINN
150

278 279 280 281 282 283 284 285 286 287 288 289

P
Z
1

289 290 291 292 293 294 295 296 297 298 299 300

359 M. MONTAGNA BUFFALO ACTINOMYCE

358 M. MONTAGNA BUFFALO ACTINOMYCE

357 M. MONTAGNA BUFFALO ACTINOMYCE

356 M. MONTAGNA BUFFALO ACTINOMYCE

355 BUFFALO 400

354 M. MONTAGNA BUFFALO ACTINOMYCE

353 LITTLE MOUNTAIN 150

352

27 278 279 280 281 282 283 284 285 286 287 288 289

P
Z
1

289 290 291 292 293 294 295 296 297 298 299 300

354

358

3577

356;

3555

354

353

352

Mt CONN Buffalo
ACTINNET 70

Mt CON
Mt CON Buffalo
Mt CON 90

300
Mt CON
Mt CON Buffalo
Mt CON 40

Buffalo
40

Buffalo
400

354

LITTLE MINN
150

278 279 280 281 282 283 284 285 286 287 288 289

P
Z
1

289 290 291 292 293 294 295 296 297 298 299 300

Mt CONN
ACHTMAY

359

Mt CONN
Buffalo
70

358

Mt CONN
Mt CONN
700

357

300
Mt CONN
Madagascar
300

356

Mt CONN
Buffalo
40

Buffalo
400

355

354

1112
1113

353

LITTLE MINN
150

352

278 279 280 281 282 283 284 285 286 287 288 289

P
Z
1

289

290

291

292

293

294

295

296

297

298

299

300

359

358

357

356

355

354

353

352

Mt. CONN
AC TUNNEL

Buffalo
70

Mt. CON
Mt. CON
100
200

300
Mt. CON
Mt. CON
200

Mt. CON
Buffalo
40

Buffalo
400

1777

LITTLE MINA
150

278 279 280 281 282 283 284 285 286 287 288 289

P
Z
1

289

290

291

292

293

294

295

296

297

298

299

300

M. McCONN
AC TUNNEL
70M. McCONN
McCONN
100300
M. McCONN
McCONN
200M. McCONN
Buffalo
40Buffalo
400

150

120

LITTLE MINA
150

150

150

278 279 280 281 282 283 284 285 286 287 288 289

P
Z
1

289

290

291

292

293

294

295

296

297

298

299

300

Mt CON W Buffalo
AC TUNNEL 70

359

Mt CON
Mt CON Buffalo
100

358

Mt CON
Mt CON Buffalo
200

357

Mt CON
Mt CON Buffalo
40

356

Buffalo
400

355

Mt CON
Mt CON Buffalo
120

354

LITTLE MINA
150

353

LITTLE MINA
200

352

P
Z
1

289 290 291 292 293 294 295 296 297 298 299 300

Mt CON Buffalo
AC FUNNEL 70

Mt CON Buffalo
Mt CON Buffalo
300 Mt CON

300 Mt CON
Mt CON Buffalo
200 40

Buffalo
400

300 Mt CON
Mt CON Buffalo
1200

300 Mt CON
LITTLE MINA
150

359
358
357
356
355
354
353
352

278

279

280

281

282

283

284

285

286

287

288

289

P
Z
1

289 290 291 292 293 294 295 296 297 298 299 300

Mt. CON. Buffalo
AC TUNNEL 70
Mt. CON. Buffalo
Mt. CON. Buffalo
300
Mt. CON. Buffalo
200
Mt. CON. Buffalo
40
Buffalo
400
Buffalo
150
LITTLE MINA
150

359
358
357
356
355
354
353
352

277

280

281

282

283

284

285

286

287

P
Z
1

289 290 291 292 293 294 295 296 297 298 299 300

M
N
CON
W
BUFFALO
AC
TUNNEL
70

M
CON
W
CON
W
CON
BUFFALO
100

M
CON
W
CON
BUFFALO
200

M
CON
W
CON
BUFFALO
40

BUFFALO
400

LITTLE
MINA
150

359
358
357
356
355
354
353
352

278 279 280 281 282 283 284 285 286 287 288 289

277

276

275

274

273

272

271

270

269

P
Z
1

289 290 291 292 293 294 295 296 297 298 299 300

Mt. CONK Buffalo
AC TUNNEL 70

Mt. CONK Buffalo
Mt. CONK 100

Mt. CONK Buffalo
Mt. CONK 200

Mt. CONK Buffalo
Mt. CONK 400

Buffalo
400

Little MINA
150

2

359

358

357

356

355

354

353

352

278 279 280 281 282 283 284 285 286 287 288 289

P
Z
1

289 290 291 292 293 294 295 296 297 298 299 300

Mt. CON. W Buffalo
AC TUNNEL 70

Mt. CON. W Buffalo
Mt. CON. W Buffalo 100

Mt. CON. W Buffalo
Mt. CON. W Buffalo 200

Mt. CON. W Buffalo
Mt. CON. W Buffalo 40

Buffalo 400

Little Mina 150

359

358

357

356

355

354

353

352

278 279 280 281 282 283 284 285 286 287 288 289

(1)

P
Z
1

289 290 291 292 293 294 295 296 297 298 299 300

Mt. CON W Buffalo
AC TUNNEL 70

Mt. CON W Buffalo
Mt. CON Buffalo 100

Mt. CON W Buffalo
Mt. CON Buffalo 200

Mt. CON W Buffalo
Mt. CON Buffalo 400

Buffalo 400

Buffalo 150

LITTLE MINA 150

359

358

357

356

355

354

353

352

278 279 280 281 282 283 284 285 286 287 288 289

##(2)

P
Z
1

289 290 291 292 293 294 295 296 297 298 299 300

Mt CON
AC TUNNEL

359

Buffalo
70

358

Mt CON
Mt Conitico
100
200

357

Mt CON
300
Mt Conitico
200

356

Mt CON
40
Buffalo

Buffalo
400

355

354

4
4
Little Mima
150

353

3
Little Mima
150

352

2

278 279 280 281 282 283 284 285 286 287 288 289

277

278

279

280

281

282

283

284

285

Mt. Con
Shaff. N°2

P
Z
1

280 290 291 292 293 294 295 296 297 298 299 300

H

Mt. Con shaft

359

358

357

356

355

354

353

352

Tunnel Level

Mt. Con
AC Tunnel

Buffalo
70

Mt. Con
Mt. Con
100
200

300
Mt. Con
Middle
200

Mt. Con
Buffalo
40

Buffalo
400

3
4
5
6
7
8
9
10
11
12
13
14
15
16
17
18
19
20
21
22

LITTLE MIRA
150

278 279 280 281 282 283 284 285 286 287 288 289

27
MTCOY
TUNNIA

Name 01

MTCOY
Shell N°2

P
Z
1

289 290 291 292 293 294 295 296 297 298 299 300

LEPDK Mt. Con
Shalt

359 Mt. Con W Buffalo DOTUNNELL 70

358 Mt. Con Mt. Con Buffalo 100 200

357 Mt. Con Buffalo 200 40

356 Buffalo 400

355 Buffalo 400

354 Buffalo 400

353 Little Mina 150

352

Mtn. Con. 100-12th Floor.

27
MTCOY
TUNNIA

P
Z
1

/// 284

MTCOY
Staff N°2

289 290 291 292 293 294 295 296 297 298 299 300

Mt. Con Shaft
Elex Collar G13579

Mt. Con W Buffalo 70
Mt. Con Mt. Con 100 Pm
Mt. Con 300
Mt. Con 200
Buffalo 40
Buffalo 400
5
4
3
Little Mina 150
2
2

359
358
357
356
355
354
353
352

278 279 280 281 282 283 284 285 286 287 288 289

MITCON
Tunnel

///

MITCON
J.PraH#2

1
2
3

289

290

291

292

293

294

295

296

297

298

299

25

300

4 Mt. Con
3540 half



Mt. Con
DOTUNELL
359
70
Mt. Con
Mt. Con
358
100
300
Mt. Con
357
200
Buffalo
40
356
Buffalo
400
355
5
354
3
353
Little Mina
150
352

Mtn. Con. 100-10th Floor.
Green Mtn. 200-13th "

Mt. Con
40' TUNNEL

Mt. Con No. 2
Shaft
Elev. 2100.00

#

289

290

291

292

293

294

295

296

297

298


299

26

300



Mt Con.
Shaft
E1.6105.70



W Buffalo 70
Mt Con 100
Mt Con 200
Mt Con 300
Mt Con 400
Buffalo 400
Buffalo 100
Buffalo 200
Buffalo 300
Buffalo 400
Little Mina 150

Mtn. Con. 100 - 9th Floor.
Green Mtn. 200 12th "

Mt. Con
40' Tunnel

Mt. Con
No. 2 Sh.

#

1
2
3
4
5
6
7
8
9
10
11
12
13
14
15
16
17
18
19
20
21
22
23
24
25
26
27
28
29
30
31
32
33
34
35
36
37
38
39
40

289 290 291 292 293 294 295 296 297 298 299 300



Mt. Cor.
TELE Shaft

359

358

357

356

355

354

353

352

W Buffalo 70
 Mt. Cor. 100
 Mt. Cor. 200
 Mt. Cor. 300
 Mt. Cor. 400
 Buffalo 400
 Buffalo 400
 Little Mina 150

Mtn. Cor. 100 - 8th Floor
 Green Mtn. 200 11th "

273 279 280 281 282 283 284 285 286 287 288 289

Mt. Con
40' TUNNEL

#

Mt. Con
Shaft N°2

1
2
3
4
5
6
7
8
9
10
11
12
13
14
15
16
17
18
19
20
21
22
23
24
25
26
27
28
29
30
31
32
33
34
35
36
37
38
39
40

289 290 291 292 293 294 295 296 297 298 299 300



62
Mt. Con
Shaft

359
W Buffalo 70
Mt. Con 100
Mt. Con 200
358
Mt. Con 300
Mt. Con 200
357
Mt. Con 40
Buffalo
356
Buffalo 400
355
354
353
352
Little Mina 150

Mtn. Con. 100-7th Floor:
Green Mtn. 200 10th "

278 279 280 281 282 283 284 285 286 287 288 289

Mt. CON
40' TUNNEL

*See
next page*

##

Mt. Con
Draft No 2

1
2

289 290 291 292 293 294 295 296 297 298 299 300

Leasers




Mt. Con. Shaft

359 W Buffalo 70
 358 Mt. Con. 100
 357 Mt. Con. 200
 356 Buffalo 40
 355 Buffalo 400
 354
 353 Little Minn 150
 352

Mtn. Con. 100-6th Floor.
Green Mtn 200 9th "

278 279 280 281 282 283 284 285 286 287 288 289

Mt. CON
40' TUNNEL

 Buffalo
Shaft
Collar El. 6092.94

 Mt. Con
Shaft N°2

#

1
2
3

289

290

291

292

293

294

295

296

297

298

299

300

6076



Mt. Con. Shaft

359

358

357

356

355

354

353

352

W Buffalo
70

Mt. Con.
Mt. Con. Shaft
100
200

300
Mt. Con.
Mt. Con. Shaft
200

Mt. Con.
Buffalo
40

Buffalo
400


200
100


Little Minn.
150

*Mtn. Con. 100 - 5th Floor.
Green Mtn. 200 8th "*

278 279 280 281 282 283 284 285 286 287 288 289

Mt. Con
40' TUNNEL

 Buffalo Shaft

 Mt. Con Shaft No. 2



1
2
3
4
5
6
7
8
9
10

289 290 291 292 293 294 295 296 297 298 299 300




Mt. Con
Shaft


359
W Buffalo
70
Mt. Con
100
Buffalo
358
Mt. Con
300
Mt. Con
200
Buffalo
40
357
Buffalo
400
356
Buffalo
400
355
Buffalo
400
354
Buffalo
400
353
Little Minn
150
352

Mtn. Con. 100-4th Floor.
Green Mtn. 200 7th "

278 279 280 281 282 283 284 285 286 287 288 289

Mr. Con
40' TUNNEL

 Buffalo Shaft

 Mr. Con Shaft N°2

#

1
2
1

289 290 291 292 293 294 295 296 297 298 299 300



Mt. Con
Shatt

359 W Buffalo 70
 358 Mt. Con 100
 357 Mt. Con 200
 356 Buffalo 40
 355 Buffalo 400
 354 Little Minn 150
 353
 352


Mtn. Con. 100 - 3rd Floor.
Green Mtn. 200 6th "


278 279 280 281 282 283 284 285 286 287 288 289

Mr. Con
40' TUNNEL

0.50

0.60
70'

 Buffalo Shaft

 Mr. Con Shaft No 2

0.70

0.80

0.90

1.00

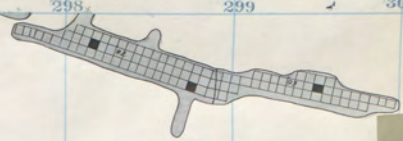
1.10

1.20

W. Buffalo

70.5111

289 290 291 292 293 294 295 296 297 298 299 300



 Mt. Con.
Shaft

W Buffalo
70

Mt. Con.
Mt. Con. Shaft
100
2nd

300
Mt. Con.
Mt. Con. Shaft
200

40
Buffalo

400
Buffalo

5

4
354

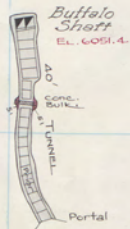
3
353
Little Minn
150

2
352

Mtn. Con. 100 - 2nd Floor
Green Mtn. 200 5th "

278 279 280 281 282 283 284 285 286 287 288 289

W. BUFFALO
Mt. Con
40' TUNNEL
70

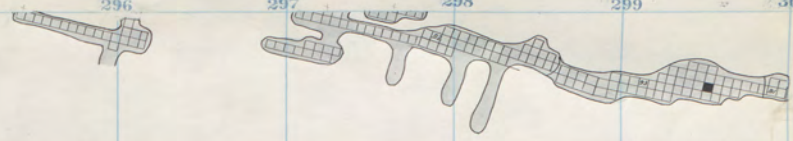


Mt. Con
Shaft No. 2

Buffalo 200-150

280 Buffalo 200-150

289 290 291 292 293 294 295 296 297 298 299 300



 Mt. Con. Shott

359
358
357
356
355
354
353
352

Mt. Con
Mt. Con
Mt. Con
Mt. Con
Buffalo
Buffalo
Little Mtn

100
200
300
400
400
150

Mtn. Con 100-1st Floor.
Green Mtn. 200 4th "

278 279 280 281 282 283 284 285 286 287 288 289

W BUFFALO
70


BUFFALO
40

Buffalo
Shaft

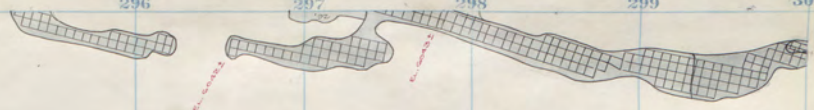
Mt. Con
Shaft N°2

#

289 290 291 292 293 294 295 296 297 298 299 300



Mt Con. Shaft
ELEV 6034.63



359

358

357

356

355

354

353

352

Mt Con
100
200
300
400
500
600
700
800
900
1000

Mountain Con. 100 Sill.
Green Mtn. 200- 3rd Floor.


278 279 280 281 282 283 284 285 286 287 288 289


Mt. CON
40' TUNNEL

W. BUFFALO
70

Mt. CON
100

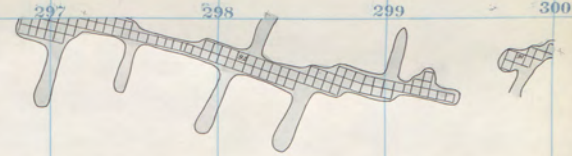
BUFFALO
40

 Buffalo Shaft

 Mt. Con Shaft No. 2

#

289 290 291 292 293 294 295 296 297 298 299 300



11111 Mt. Con. Staff

359
358
357
356
355
354
353
352

Mt. Con. 400
 Buffalo 200
 Mt. Con. 300
 Mt. Con. 200
 Buffalo 400
 Little Minn. 150

Mtn. Con. 200-19th Floor.
Green Mtn. 200-2nd "


278 279 280 281 282 283 284 285 286 287 288 289


MT. CON
40 TUNNEL

W. BUFFALO
70

MT. CON
100

BUFFALO
40

 Buffalo
Shaft

 Mt. Con
Shaft No. 2

#

289

290

291

292

293

294

295

296

297


298

299

37

300




 Mt. Con
 Shaft

359

358

357

356

355

354

353

352

Mtn. Con. 200 - 18th Floor.
 Green Mtn. 200 - 1st "

Mt. Con 400

Buffalo 200

Mt. Con 300

McCaig Hill 200

Buffalo 400


Green Hill 100

Little Minn 150

278 279 280 281 282 283 284 285 286 287 288 289

MT. CON
70
40 TUNNEL

BUFFALO
40

 Buffalo
Shaft

 Mt. Con
Shaft No. 2

###

289 290 291 292 293 294 295 296 297 298 299 300



Mr. Gorr
Sheet

359

358

356

355

354

353

352

Mt. Con
200

Buffalo
200

Mt. Con
300

McAdams Hill
200

Buffalo
400

Little Minn
150

Little Minn
150

Mtn. Con. 200 - 17th Floor.
Green Mountain 200 Sill

278 279 280 281 282 283 284 285 286 287 288 289

MT. CON
40' TUNNEL

MT. COX
70
100

BUFFALO
40
GREAT Mt.
200

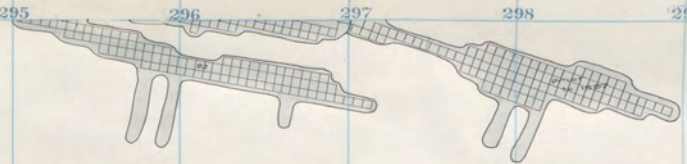
Buffalo
Shaft

Mt. Con
Shaft No 2

##

289 290 291 292 293 294 295 296 297 298 299 300

1231



Mt. Con. Shaft

359
358
357
356
355
354
353
352


Mt. Con. 400
Buffalo 200
Mt. Con. 300
Mt. Con. 200
Buffalo 400
Little Minn. 150


Mtn. Con. 200-16th Floor.
Green Mtn. 300-12th "

MT. CON
40' TUNNEL

W. BUFFALO
70
MT. CON
100

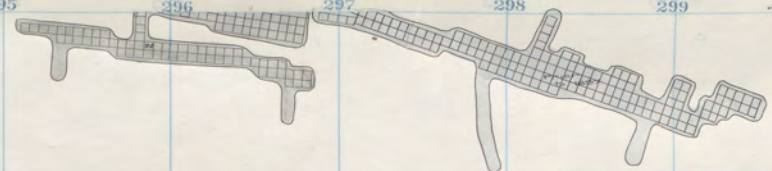
BUFFALO
40
GRACEY
200


 Buffalo
Shaft

 Mt. Con
No. 2 Shaft



289 290 291 292 293 294 295 296 297 298 299 300



 Mt. Con. Shaft

359 9
358
357 7
356 6
355 5
354 4
353 3
352 2

Mt. Con. 200
Buffalo 200
Mt. Con. 300
Mt. Con. 200
Buffalo 400
Little Minn. 150

Mtn. Con. 200-15th Floor.
Green Mtn. 300-11th "

278 279 280 281 282 283 284 285 286 287 288 289

MT. CON
40' TUNNEL

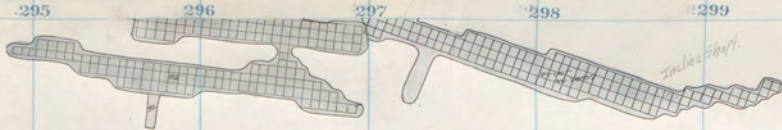
MT. CON W. BUFFALO
70
100

BUFFALO
40
200

Buffalo
Shaft

Mt. Con
No. 2 Shaft

289 290 291 292 293 294 295 296 297 298 299 300



Mt. Con. Shaft

359⁹

358

357⁷

356⁶

355⁵

354⁴

353³

352²

Mt. Con. 200

Buffalo 300

Mt. Con. 300

Mt. Con. 200

Buffalo 400

Little Minn. 150

Little Minn. 150

Mtn. Con. 200-14th Floor.
Green Mtn. 300-10th "


278 279 280 281 282 283 284 285 286 287 288 289


MT. CON
40' TUNNEL

MT. CON
70
100

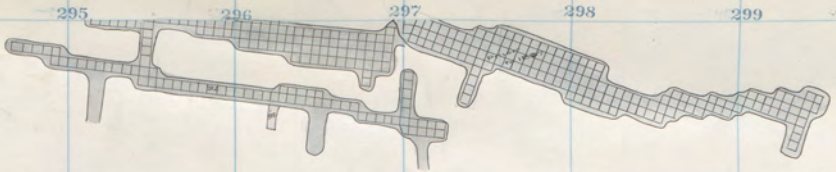
BUFFALO
40
200

ASSAINE

 Buffalo
Shaft

 Mt. Con
No. 2 Shaft

289 290 291 292 293 294 295 296 297 298 299 300



 Mt. Cor. Shaft

359⁹
358
357⁷
356⁶
355⁵
354⁴
353³
352²

Mt. Cor. 200
Buffalo 200
Mt. Cor. 300
Mt. Cor. 200
Buffalo 400
Little Minn. 150


Mtn. Cor. 200 - 13th Floor
Green Mtn. 300 - 9th "


278 279 280 281 282 283 284 285 286 287 288 289

MT. CON
40' TUNNEL

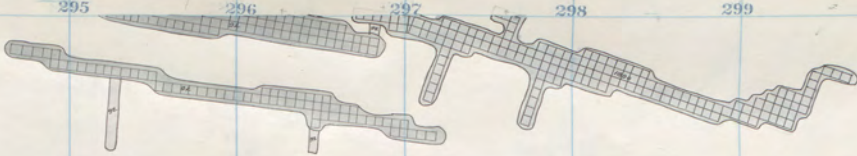
MT. COX
70


BUFFALO
200

 Buffalo Shaft

 Mt. Con
No. 2 Shaft

289 290 291 292 293 294 295 296 297 298 299 300



 Mt. Cori
Shaft

359.9
358
357.7
356.6
355.5
354.4
353.3
352.2

Mt. Cori
Buffalo
Mt. Cori
Mt. Cori
Buffalo
LITTLE MINA

Mtn. Cori 200 - 12th Floor
Green Mtn. 300 - 8th "

278 279 280 281 282 283 284 285 286 287 288 289

Mt. Con
40' Tunnel

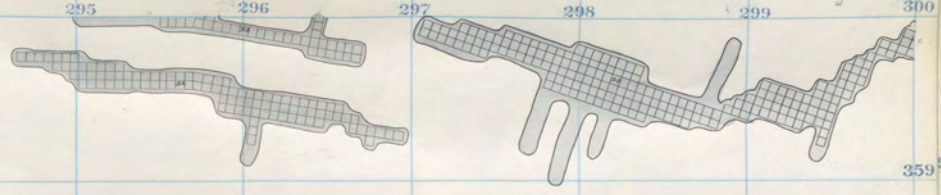
Mt. Con W. Buffalo
70


Buffalo
40' Great Mt
200

Buffalo
Shift

Mt. Con
No. 2 Shift

289 290 291 292 293 294 295 296 297 298 299 300



 Mt. Con
Shaft

359
358
357
356
355
354
353
352

Mt. Con
Buffalo
Mt. Con
Mt. Con
Buffalo
Mt. Con
Little Mina


Mtn. Con. 200 - 11th Floor.
Green Mtn. 300 - 7th "


278 279 280 281 282 283 284 285 286 287 288 289

MT. CON
40' TUNNEL

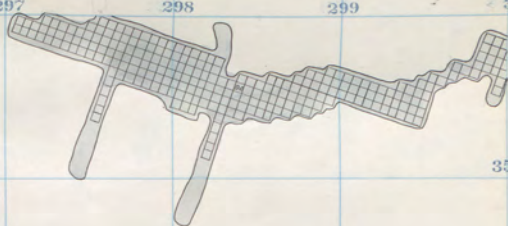
MT. CON
W. BUFFALO
70
100

BUFFALO
40
GREAT MT
200

 Buffalo
Shaft

 Mt. Con
Shaft - No 2

289 290 291 292 293 294 295 296 297 298 299 300



Mt. Cor.
Shatt

359 9

358

357 7

356 6

355 5

354 4

353 3

352 2

Mt. Cor.
400
Buffalo
200
Mt. Cor.
300
Mt. Cor.
200
Buffalo
400
Little Mina
150

Mtn. Cor. 200 - 10th Floor.
Green Mtn. 300 - 6th "

278 279 280 281 282 283 284 285 286 287 288 289

Mt. Con
40' Tunnel

W. Buffalo
70
Mt. Con
100

Buffalo
40
Great Mt
200

Buffalo Shaft

Mt. Con Shaft No 2

Handwritten scribble

289 290 291 292 293 294 295 296 297 298 299 300



Mt. Con. Shaft

359
358
357
356
355
354
353
352

Mt. Con. 200
Buffalo 200
Mt. Con. 300
Mt. Con. 200
Buffalo 400
LITTLE MINA 150


*Mtn. Con. 200 - 9th Floor.
Green Mtn. 300 - 5th "*


278 279 280 281 282 283 284 285 286 287 288 289

MT. CON
40' TUNNEL

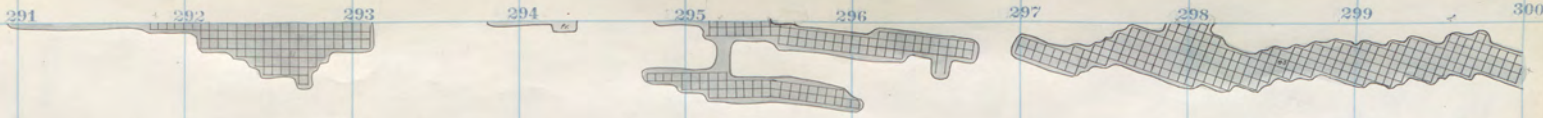
W. BUFFALO
70
MT. CON
100

BUFFALO
40
GREAT MT.
200

 Buffalo Shaft

 Mt. Con Shaft N°2

289 290 291 292 293 294 295 296 297 298 299 300



Mt. Con. Shaft

3599
358
3577
3566
3555
3544
3533
3522

Mt. Con. 200
Buffalo 200
Mt. Con. 300
Mt. Con. 200
Buffalo 400
LITTLE MINA 150

*Mtn. Con. 200-8th Floor.
Green Mtn. 300-4th "*

278 279 280 281 282 283 284 285 286 287 288 289

Mt. CON
40 TUNNEL

W. BUFFALO
70

Mt. CON
100

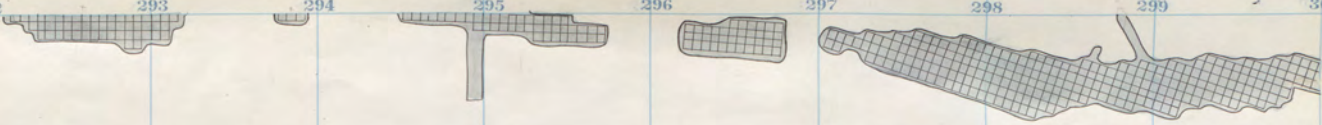
BUFFALO
40
GRICH M.
200

Buffalo Shaft

Mt. Con Shaft No 2

Handwritten notes and markings in the top right corner, including small rectangular boxes and lines.

289 290 291 292 293 294 295 296 297 298 299 300



Mt. Con Shaft

3599

3577

3566

3555

3544

3533

3522

Mt. Con 200

Buffalo 200

Mt. Con 300

Mt. Con 200

6

Buffalo 400

54

7205

53

LITTLE MINA 150

12

Mtn. Con. 200-7th Floor.
Green Mtn. 300-3rd "

278 279 280 281 282 283 284 285 286 287 288 289

Mt. CON
40' TUNNEL

W. BUFFALO
70

Mt. CON
100

Buffalo
200

BUFFALO
40 Green Mt.
200

325

320

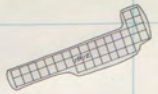
325

320

325

320

325



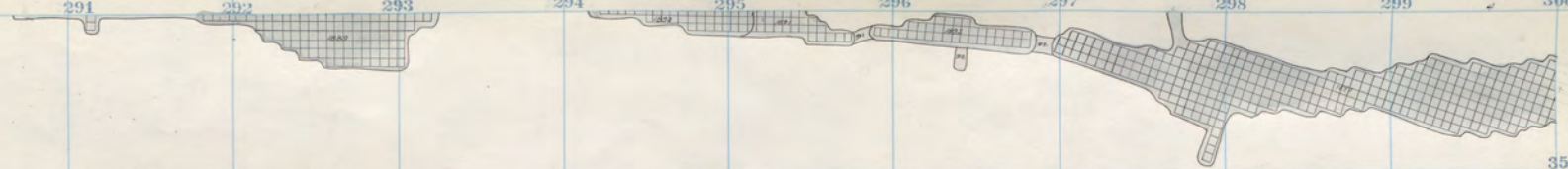
Buffalo Shaft
H.L. 533431

Mt. Con
Shaft No 2

Buffalo
Mt. Con

200-Sill
H - G

289 290 291 292 293 294 295 296 297 298 299 300



Mt. Con. Shaft

359.9
358.8
357.7
356.6
355.5
354.4
353.3
352.2

Mt. Con. 400
Mt. Con. 300
Mt. Con. 200
Buffalo 400
LITTLE MINA 150

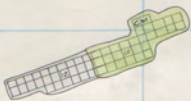
*Mtn. Con. 200 - 6th Floor.
Green Mtn. 300 - 2nd "*

Mt. Con
40 Tunnel

W. Buffalo
70

Mt. Con
Buffalo
200

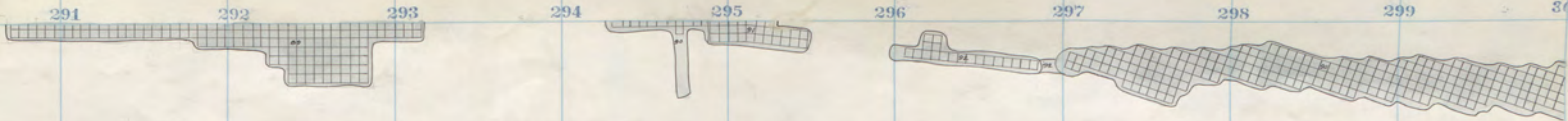
Buffalo
40 Green Mt.
200



Buffalo Shaft

Mt. Con Shaft No 2

289 290 291 292 293 294 295 296 297 298 299 300



4 2 Mt. Con. Shaft

359
358
357
356
355
354
353
352

Mt. Con. 400
Mt. Con. 300
Mt. Con. 200
Buffalo 400
LITTLE MIMA 150

Mtn. Con. 200 - 5th Floor.
Green Mtn. 300 - 1st "

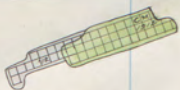
278 279 280 281 282 283 284 285 286 287 288 289

MT. CON
40' TUNNEL

W. BUFFALO
70

MT. CON
BUFFALO
100
200

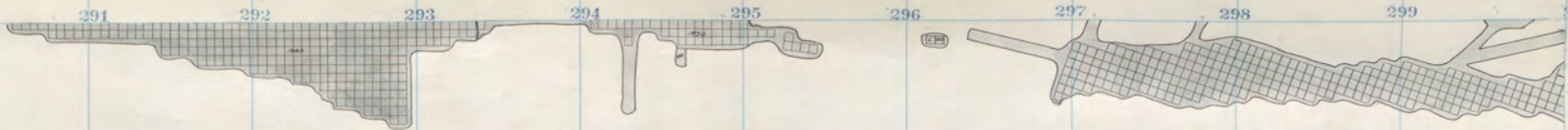
BUFFALO
40
GREEN M.
200



Buffalo Shaft

Mt. Con Shaft No. 2

289 290 291 292 293 294 295 296 297 298 299 300



*Mt. Con
Stout*

359

358

357

356

355

354

353

352

Mt. Con
400

Mt. Con
400

Mt. Con
400

Mt. Con
400

Buffalo
400

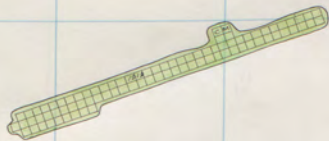
Little Minn
150


Little Minn
150


Little Minn
150

Mtn. Con. 200 - 4th Floor.
 Green Mtn. 300 - Sill.
 W. Gray Rock 400 - 2

278 279 280 281 282 283 284 285 286 287 288 289




 Buffalo Shaft

 Mt. Con Shaft No. 2

Buffalo
Mt. Con
40" TUNNEL
70
Mt. Con
100
Buffalo
200
Buffalo
40
Green Mt.
200

289 290 291 292 293 294 295 296 297 298 299 300



6 2 Mt. Cort Staff

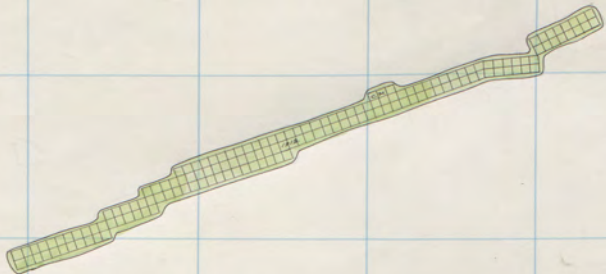


359
358
357
356
355
354
353
352

Mt. Con 200
Mt. Con 400
Mt. Con 300
Mt. Con 200
Buffalo 400
LITTLE MIMA 150

Mtn. Con. 200 - 3rd Floor.
Green Mtn. 400 - 12th "
W-Gray Rock " - 1st "

278 279 280 281 282 283 284 285 286 287 288 289



Buffalo Shaft

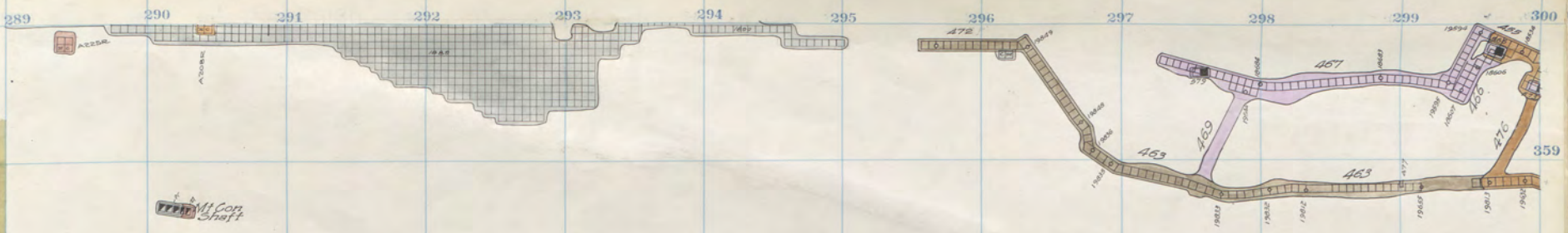
Mt. Con Shaft No 2

Mt. Con 40 Tunnel

W Buffalo 70

Mt. Con 100 Buffalo

Buffalo 40 Green Mt

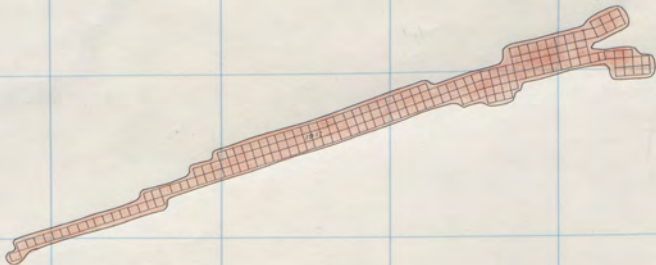


Mt. Con. Shaft

Mt. Con. 400
 Mt. Con. 400
 Mt. Con. 400
 Mt. Con. 200
 6
 Buffalo 400
 355
 354
 353
 352

Mountain Con. 200 - 2nd Floor.
 Green Mtn. 400 - 11th "
 W. Gray Rock 400 Sill.

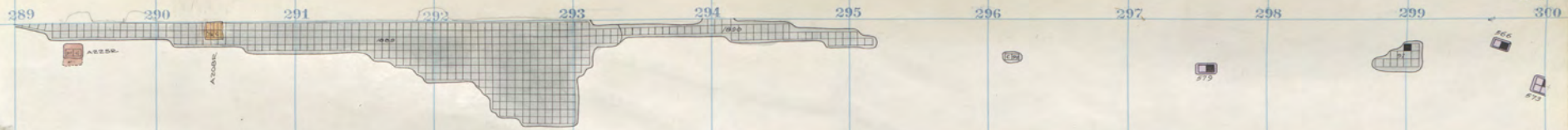
278 279 280 281 282 283 284 285 286 287 288 289



Buffalo Shaft

Mt. Con Shaft No. 2

Mt. Con 40' Tunnel
W. Buffalo 70
Buffalo 100
Buffalo 40 Green Mt.

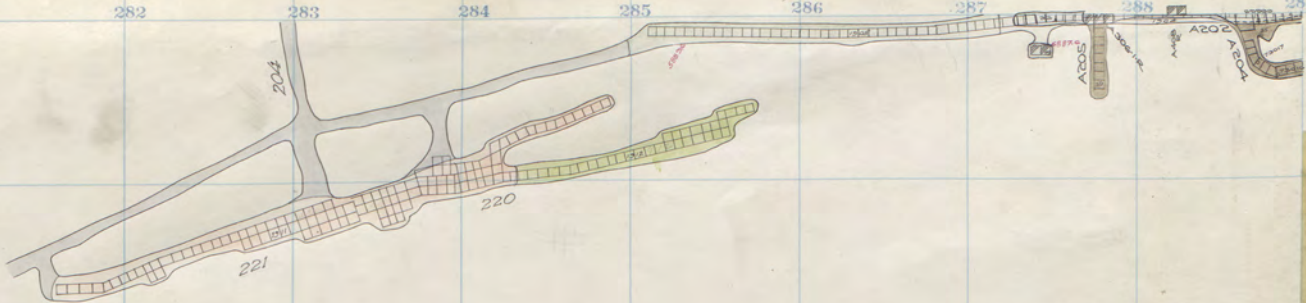


Mt. Cori
Sheff

359
Mt. Cori
400
358
Mt. Cori
400
Mt. Cori
357
Mt. Cori
200
6
356
Bufralo
400
355
54
354
53
353
LITTLE MINK
150
352

Mtn. Cori 200 - 1st Floor.
Green Mtn. 400 - 10th "
W- Gray Rock 500 - 12th "


278 279 280 281 282 283 284 285 286 287 288 289



Buffalo Shaft

Mt-Con Shaft No. 2

Mt. CON
 W. BUFFALO
 40' TUNNEL
 70
 Mt. CON
 Buffalo
 100
 BUFFALO
 Mt. CON
 71 Mt.
 200

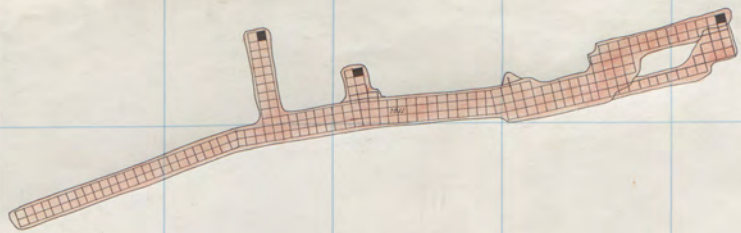



Mt. Cor.
5100 ft.
E. 5183.87


Mt. Cor. 5100
Mt. Cor. 500
Mt. Cor. 400
Mt. Cor. 300
Bufrano 400
LITTLE MINK 150

Mtn. Cor. 200 Sill
Green Mtn. 400-9th Floor
W. Gray Rock 500-11th "

278 279 280 281 282 283 284 285 286 287 288 289



 Buffalo Shaft

 Mt. Con Shaft No 2

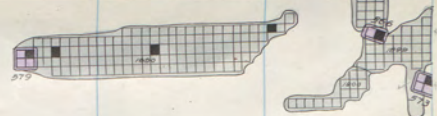
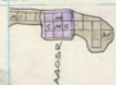
MT. CON
W. BUFFALO
40' TUNNEL

MT. CON
W. BUFFALO
70

MT. CON
Buffalo
100

BUF. MT. CON
A
200

289 290 291 292 293 294 295 296 297 298 299 300



Mt. Con Shaft

359

358

357

356

355

354

353

352

Mt. Con New 400

Mt. Con 400

Mt. Con 300

Buffalo 400

Little Mtn 1405

Little Mtn 150

Mountain Cor New 400-19

Mtn. Con 300 - 12th Floor
Green Mtn. 400 - 8th "
N-Gray Rock 500 - 10th "

278 279 280 281 282 283 284 285 286 287 288 289

MT. CON
W. BUFFALO
40' TUNNEL

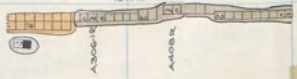
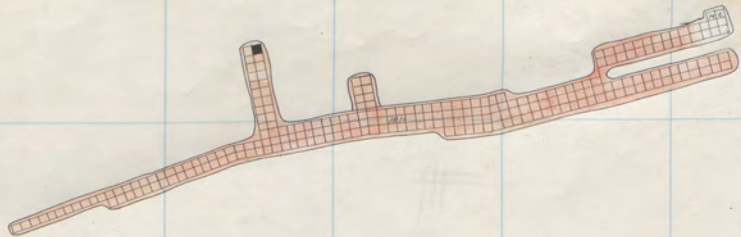
MT. CON
W. BUFFALO
70

MT. CON
Buffalo
100

MT.

BUF. MT. CON
A
200

357.5
357.0
356.5
356.0
355.5
355.0
354.5
354.0
353.5
353.0




Buffalo Shaft

Mt. Con Shaft No. 2

Silver Hill Shaft (inclined)
Approx. E.I. 6019



Buffalo Silver Hill 300-5 140-5
Approx. E.I. 5878 from contour Map



Mt. Con
Spatt

359
358
357
356
355
354
353
352

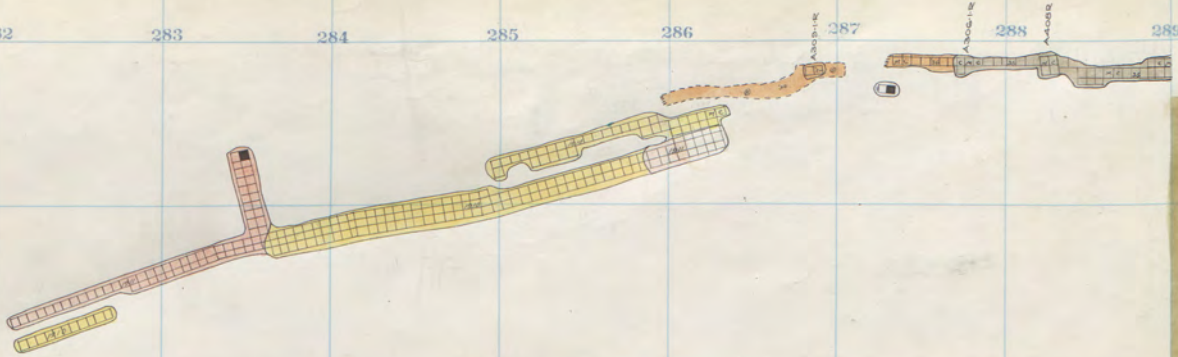
Mountain Con New 400-18

Mtn. Con 300 - 11th Floor
 Green Mtn. 400 - 7th "
 W-Gray Rock 500 - 9th "

Mt. Con 400
 Mt. Con 400
 300
 400
 Buffalo
 1400
 Little Mina 150

278 279 280 281 282 283 284 285 286 287 288 289

MT. CON. W. BUFFALO 70
Buffalo 100
Buff. Mt. Con. A 200
Buff. 1400



Buffalo Shaft

Mt. Con Shaft No 2





Mt. Con. Shaft

359
358
357
6
356
355
4
354
3
353
2
352

Mt. Con. 400
Mt. Con. 400
500
Mt. Con.
Buffalo 400
Little Miss 150

Mountain Con New 400-17

Mtn. Con. 300-10th Floor.
Green Mtn. 400-6th "
W-Gray Rock 500-8th "

278 279 280 281 282 283 284 285 286 287 288 289

MT CON
40' TUNNEL

W. BUFFALO
70

MT CON
Buffalo
100

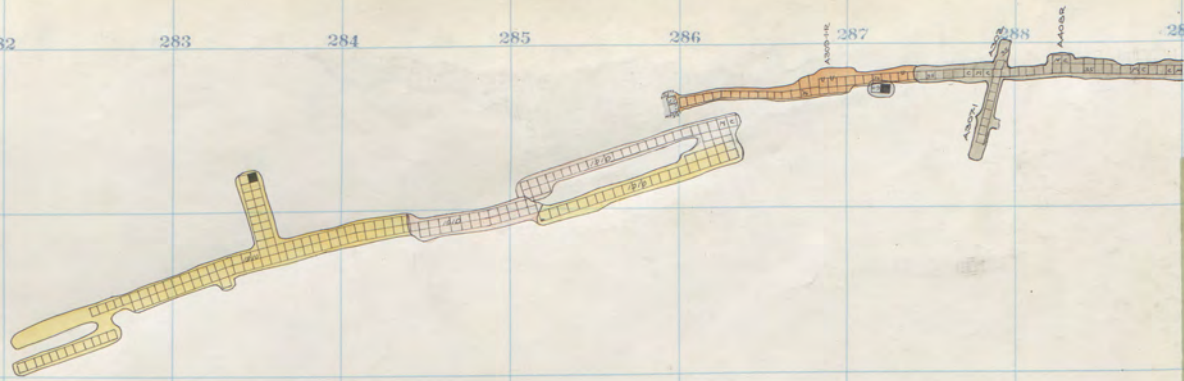
BUF MT CON
200
4

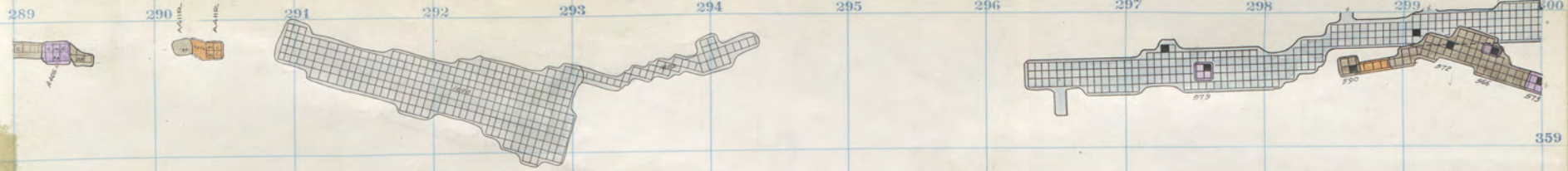
STREETS
1405



Buffalo Shaft

Mt Con No 2 Shaft





6 6 Mt. Con Shaft

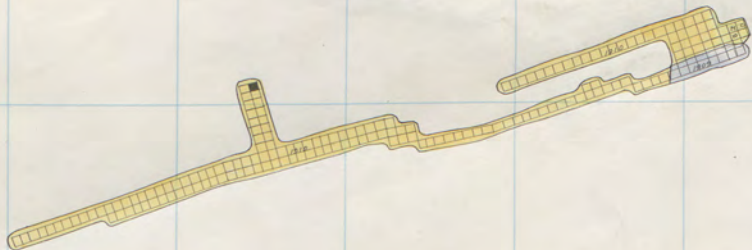
Mt. Con
 400
 Mt. Con
 400
 Mt. Con
 500
 400
 Buffalo
 400
 6
 7
 13
 LITTLE MIA
 150
 2

359
 358
 357
 356
 355
 354
 353
 352

Mountain Con New 400-16

Mtn. Con. 300 - 9th Floor.
 Green Mtn. 400 - 5th "
 W-Gray Rock 500 - 7th "

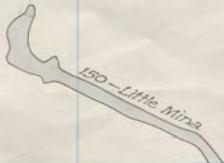
278 279 280 281 282 283 284 285 286 287 288 289



Buffalo Shaft

Mt Con No 2 Shaft

Shaft pulled in Grid Sept. 100 G. Tr.



Buffalo 300-2
Little Mina 150

In Book 027-1
Page 46

MT CON
W BUFFALO
40' TUNNEL

MT CON
W BUFFALO
70

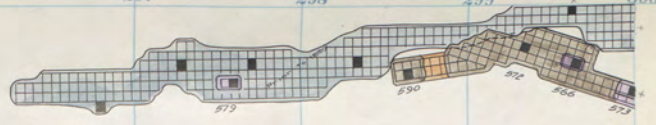
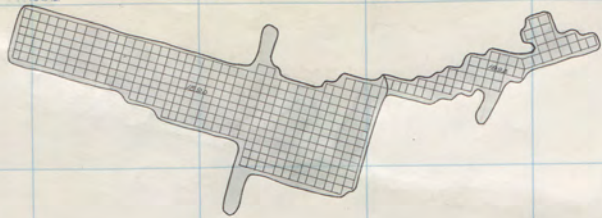
MT CON
Buffalo
100

MT CON
Buffalo
200

MT CON
Buffalo
300

LITTLE MINA
150

289 290 291 292 293 294 295 296 297 298 299 300



Mt. Con Shaft

359
358
357
6
356
355
354
353
352

Mt. Con 400
Mt. Con 400
500 Mt. Con
Burpau 400

Mountain Cor New 400-15

Mtn. Con 300-8th Floor.
Green Mtn. 400-4th "
W. Gray Rock 500-6th "

278 279 280 281 282 283 284 285 286 287 288 289

Mt. CON
40' TUNNEL

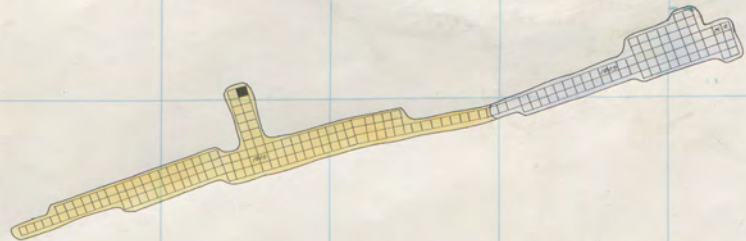
W. BUFFALO
70

Mt. CON
Buffalo 100

Buf. Mt. CON
200

SHUTE
200


LITTLE MINE
150



Buffalo Shaft

Mt. Con Shaft No. 2

Handwritten scribbles or marks in the bottom right corner.



MT. CON. Shaft

MT. CON.
400
MT. CON.
400
500
MT. CON.

Buffalo
400

Mountain Cor. New 400-14

Mtn. Con. 300 - 7th Floor.
 Green Mtn. 400 - 3rd "
 W-Gray Rock 500 - 5th "

352

353

354

355

356

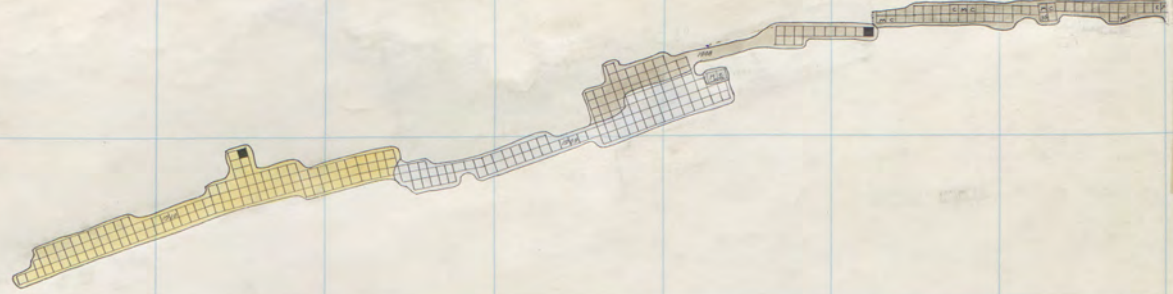
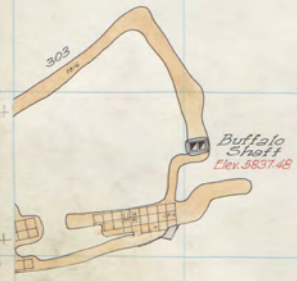
357

358

359

278 279 280 281 282 283 284 285 286 287 288 289

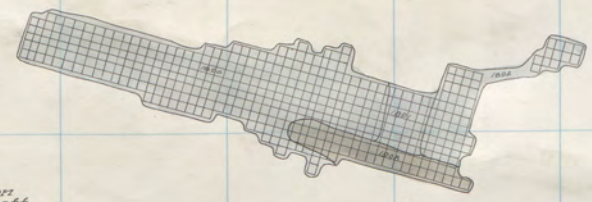
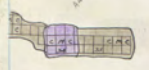
MT. CON
W. BUFFALO
70
Buffalo
100
MT.
4
200
SILVER
FIELD
LITTLE MINE
150



MT. CON
No 2 Shaft

Buffalo 300-Sill

289 290 291 292 293 294 295 296 297 298 299 300



Mt. Con Staff

359
358
357
356
355
354
353
352

Mt. Con
400
500
Buffalo

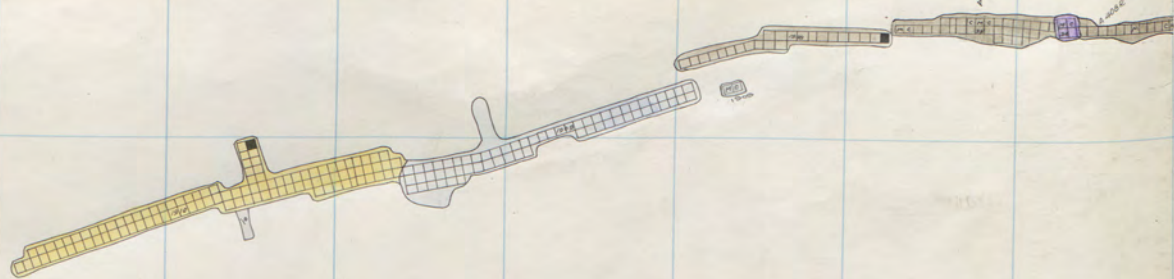
Mt. Con New 400-13
Mtn. Con 300-6th Floor.
Green Mtn. 400-2nd "
W-Gray Rock 500-4th "

278 279 280 281 282 283 284 285 286 287 288 289

Mt. CON. W. BUFFALO 70
Buffalo 100
BUFF Mt. CON 200
LITTLE MINA 150

Buffalo Shaft

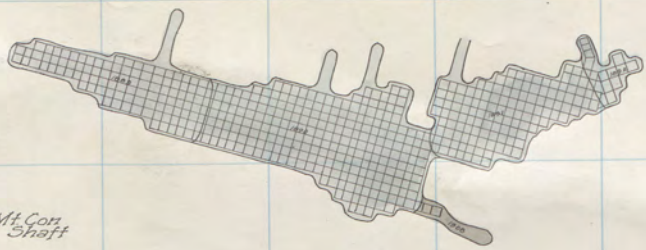
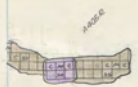
Mt. Con No 2 Shaft



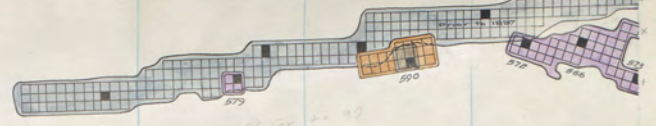
ASBOLV R

ASBOLV R

289 290 291 292 293 294 295 296 297 298 299 300



Mt. Con Shaft



359

358

357

356

355

354

353

352

Mt. Con
New 400
Mt. Con
400
Mt. Con
300

Buffalo
400

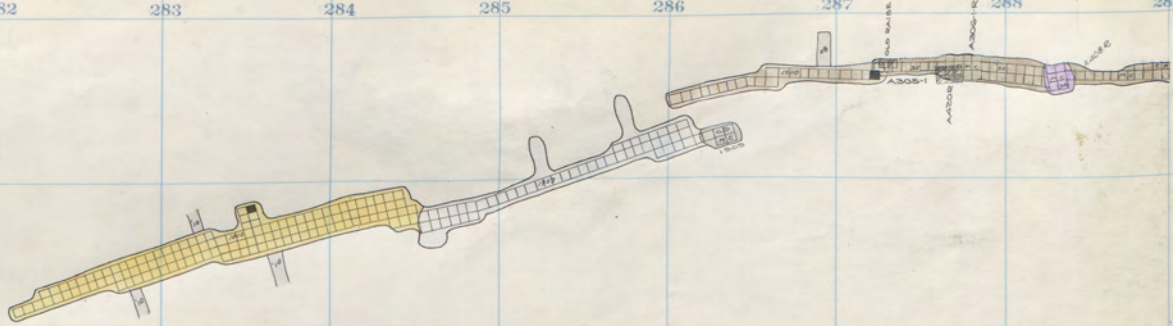
Mt. Con

New 400-12

Mtn. Con.
Green Mtn.
W. Gray Rock


300-5th Floor.
400-1st "
500-3rd "

278 279 280 281 282 283 284 285 286 287 288 289



Mt. Con
NP2 Shaft

W BUFFALO 70
 Mt. CON 100
 Buffalo 100
 BUFF Mt. CON 200
 200
 LITTLE MINE 150



Mt. Con. Shaft

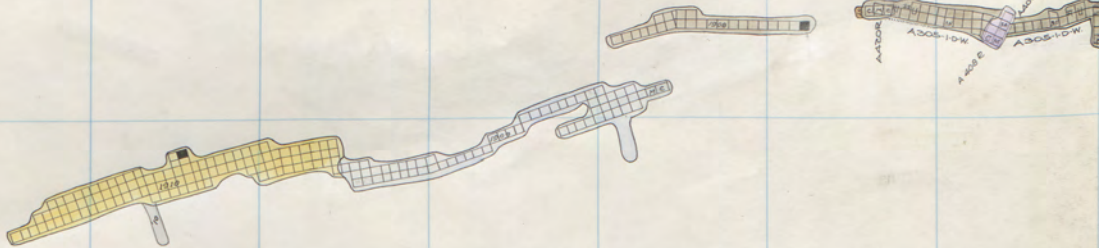
Mt. Con. New 400-11

Mtn. Con. 300-4th Floor:
 Green Mtn. 400 Sill
 W Gray Rock 500-2nd "

Mt. Con. 400
 300
 Buffalo 400

359
 358
 357
 356
 355
 354
 353
 352

278 279 280 281 282 283 284 285 286 287 288 289



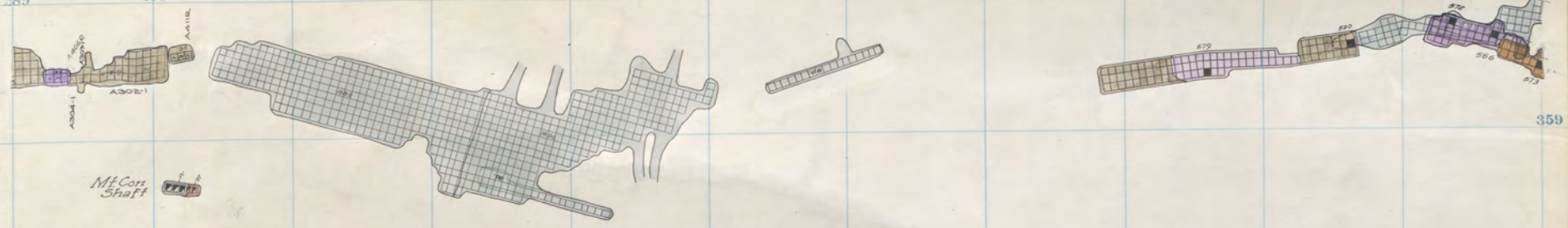
Buffalo Shaft

MtCon No 2 Shaft

Buffalo 400-10

Mt. CON 40 TUNNEL
 W. BUFFALO 70
 Mt. CON 100 Buffalo
 Mt. CON 200 7 Mt. BUFF
 Mt. CON 200
 Mt. CON 150
 LITTLE MINE 150

289 290 291 292 293 294 295 296 297 298 299 300

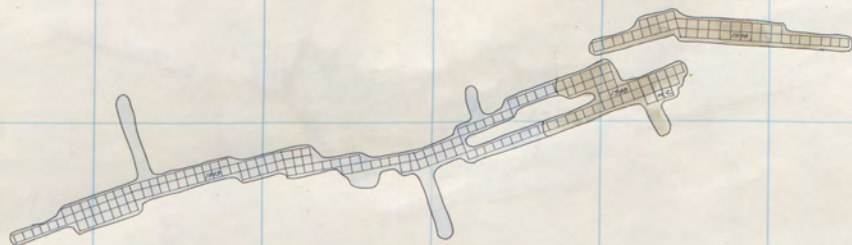


359
358
357
6
356
355
54
354
353
352


Mt. Cor. 400
Mt. Cor. 400
300 Mt. Cor.
Buffalo 400

Mt. Cor. New 400-10

Mtn. Cor.	300 - 3 rd Floor.
Green Mtn.	500 - 11 8/12 th "
W-Gray Rock	500 - 1 st "



 Buffalo Shaft

 Mt. Con No 2 Shaft

Mt. Con 40-TUNNEL


W. BUFFALO 70

Mt. Con Buffalo 100

BUFF Mt. Con 200 7.Mt.

Buffalo 100

LITTLE MINA 150



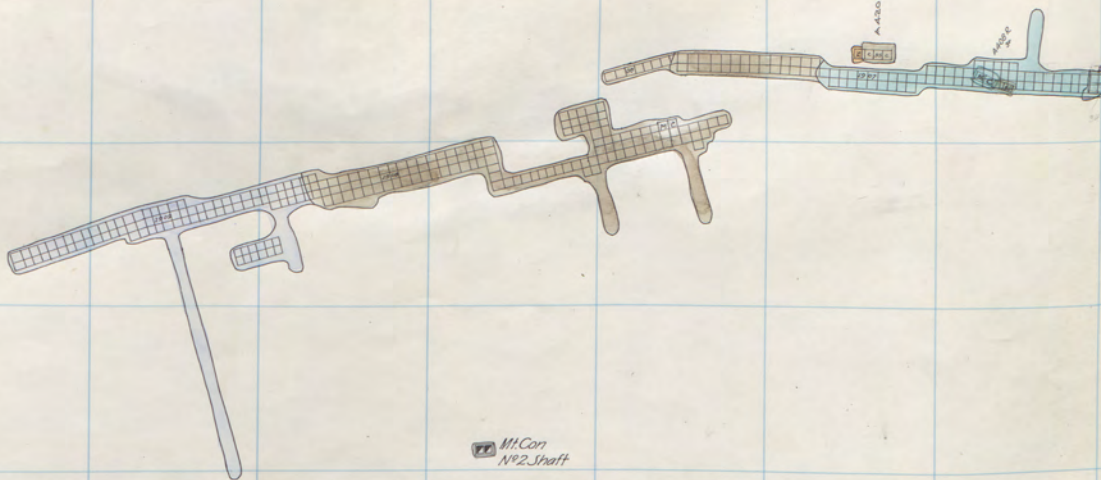
Mt. Con Shaft

A301

Mt. Con New 400-9

Mfr. Con. 300 - 2nd Floor.
 Green Mfr. 500 - 10th "
 W-Gray Rock 500 Sill.


Mt. Con
 New 400
 Mt. Con
 400
 Mt. Con
 300
 Mt. Con
 400
 Buffalo
 400



Buffalo Shaft

Mt. Con No. 2 Shaft

Mt. Con 40 Tunnel
 W. Buffalo 70
 Buffalo 100
 Mt. Con 200
 Buffalo 200
 Little Mina 150

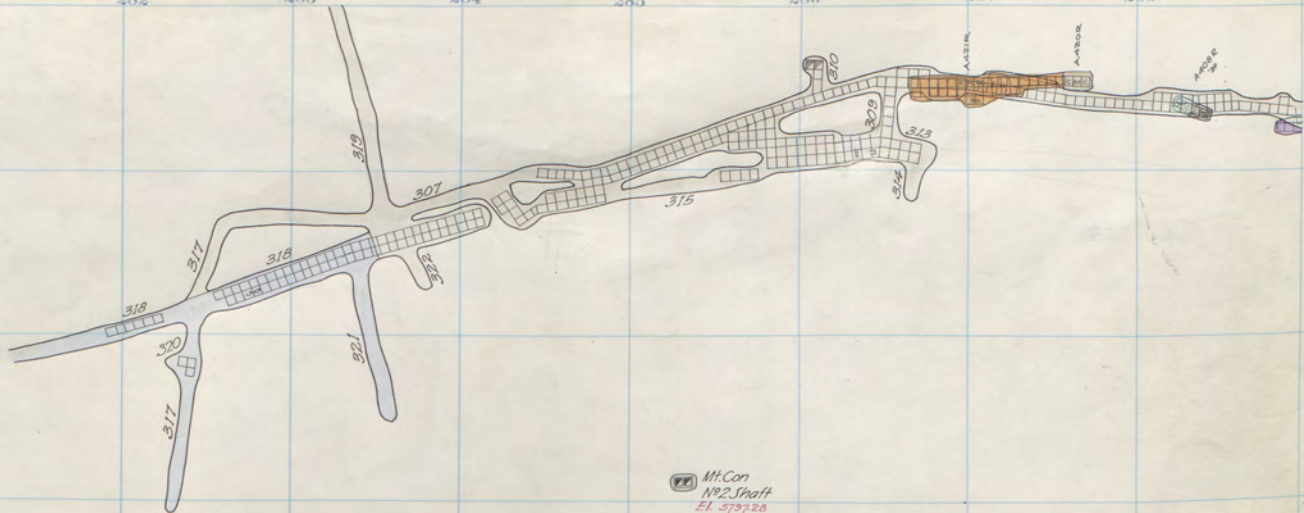


Mt. Con
New 400
Mt. Con
400
300
Mt. Con
400
Buffalo
400

Mt. Con New 400-8

Mtn. Con 300-1st Floor.
Green Mtn. 500-9th "
W. Gray Rock 700-26th "


278 279 280 281 282 283 284 285 286 287 288 289



Buffalo Shaft

Mt. Con 192 Shaft
El. 5797.28

Mt. CON
 W. BUFFALO
 70
 Buffalo 100
 BUFF Mt. CON
 A
 200
 7.Mt.
 200
 LITTLE MINA
 150



Mountain Con
Shaft
Elev. 5184.72

Mt. Con New 400-7

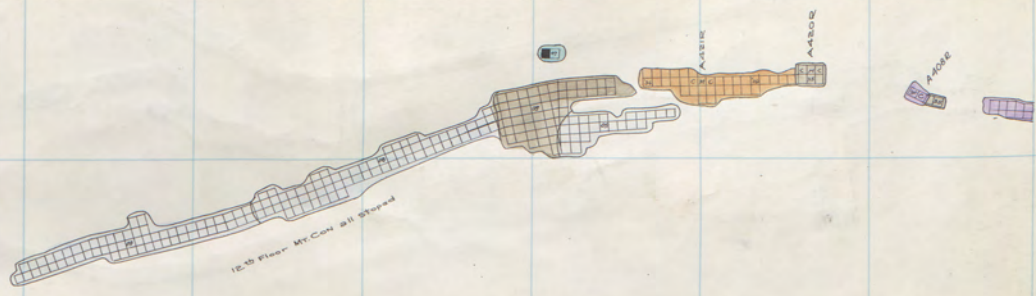
Mtn. Con 300 Sill.
Green Mtn. 500-8th Floor.
W-Gray Rock 700 25th "

Mt. Con
New 400
Mt. Con
400
Mt. Con
300
Buffalo
400

278 279 280 281 282 283 284 285 286 287 288 289

Mt. CON W. BUFFALO 70
Buffalo 100
Mt. CON 200
Buff Mt. CON 200
Buff Mt. CON 200
Buff Mt. CON 200
LITTLE MINE 150

460
380
300
220
140
60



Buffalo Shaft

Mt. Con No. 2 Shaft

289

290

291

292

293

294

295

296

297

298

299

69

300

0

359

358

357

356

355

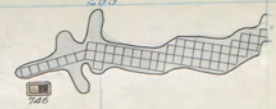
354

353

352



Mt. Con. Shaft



Mt. Con. New 400-6

Mtn. Con. 400-11-12th Floors.
Green Mtn. 500-7th "
W. Gray Rock 700-24th "

Mt. Con. 400
Mt. Con. 400
Buffalo 400

Mt. CON
40 TUNNEL

Mt. CON W. BUFFALO
70

Buffalo 100

Mt. Con

Buff Mt. CON
A 200

Buff Mt. CON
A 200

Buff Mt. CON
A 200

LITTLE MINA
150

665

665

665

665

665

665

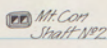
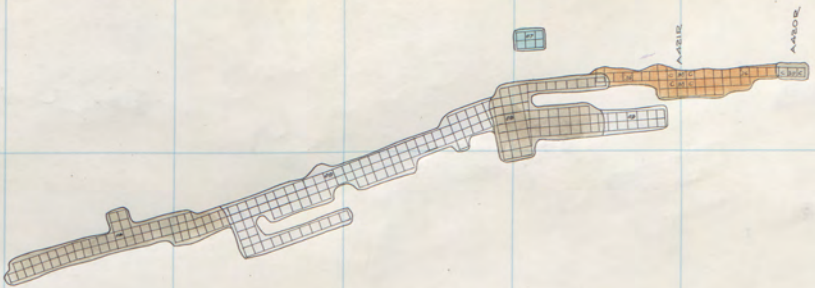
665


Buffalo Shaft

Mt. Con Shaft No. 2

A-200
A-200

A-200
A-200





Mt. Con. Sheff

700

Mt. Con. New 400-5

Mtn. Con. 400-10th Floor.
 Green Mtn. 500-6th "
 W-Gray Rock 700-23rd "

Mt. Con. 400

Buffalo 400

352

353

354

355

356

357

358

359

54

53

52

51

50

49

48

278 279 280 281 282 283 284 285 286 287 288 289

Mt. CON
40 TUNNEL

Mt. CON
W. BUFFALO
70

Buffalo
100

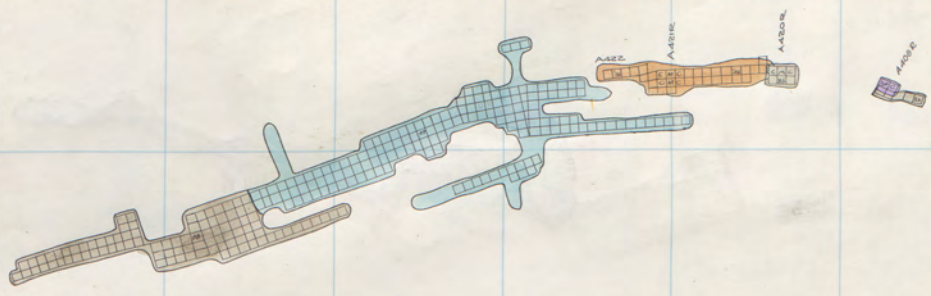
Mt. CON
200

Buff. Mt. CON
A 200

Buff. Mt. CON
200

Buff. Mt. CON
200

LITTLE MINE
150



Buffalo Shaft

Mt. Con
No 2 Shaft

289

290

291

292

293

294

295

296

297

298

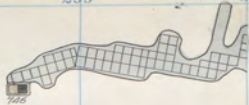
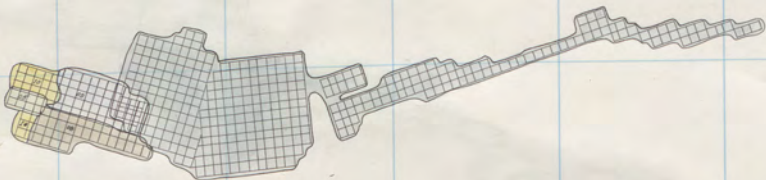
299

71

300



Mt. Con. Shaft



300

359

358

357

356

355

354

353

352

Mt. Con. New 400

Mt. Con. 400

Buffalo 400

Mt. Con. New 400-4

Mtn. Con. 400-9th Floor.
 Green Mtn. 500-5th "
 W-Gray Rock 700-22nd "

Mt. CON
40' TUNNEL

Mt. CON
W. BUFFALO
70

Buffalo
100

Mt. CON
11300

Buff Mt. CON
A 200

Buffalo
200

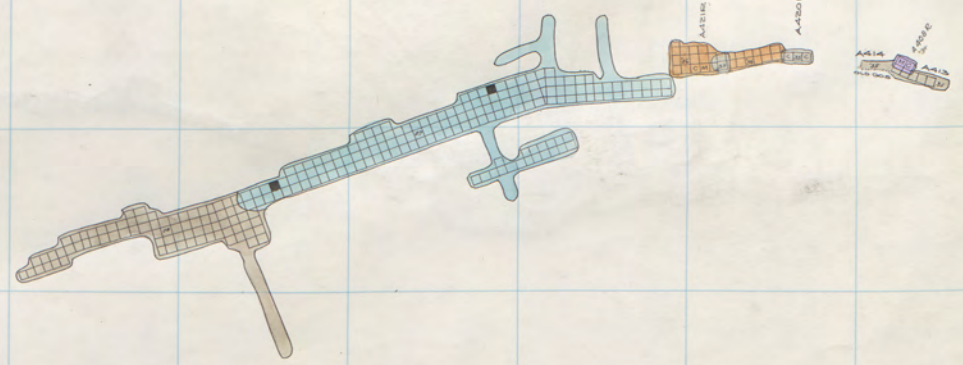
LITTLE MINA
150

368
365
362
359
356
353
350
347
344
341
338
335
332
329



Buffalo Shaft

Mt. Con
N92 Shaft



289

290

291

292

293

294

295

296

297

298

299

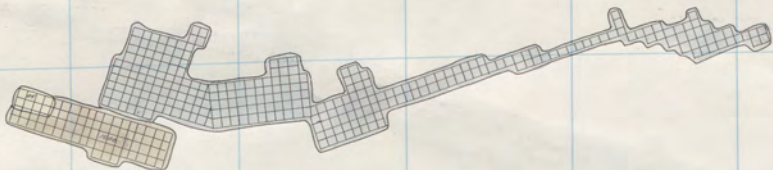
72

300

00



Mt. Con
Spott



359

59

358

8

357

7

356

6

355

5

354

4

353

3

352

2

Mt. Con New 400-3

Mtn. Con	400-8 th Floor.
Green Mtn.	500-4 th "
W-Gray Rock	700-21 st "

Mt. Con
New 400

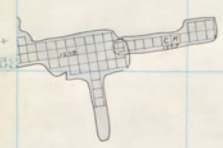
Mt. Con
400

Buffalo
400

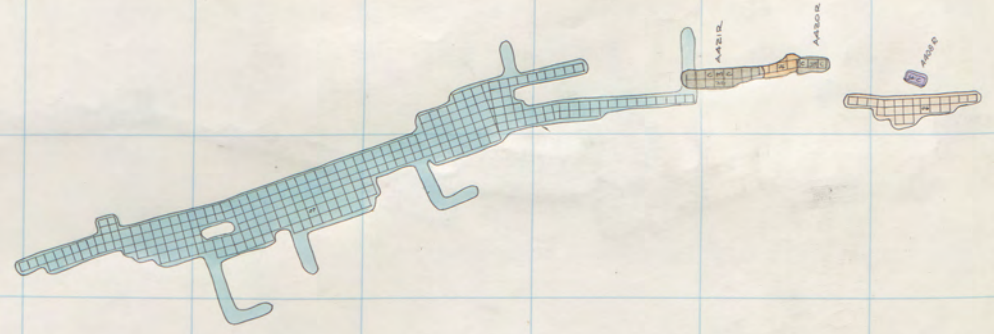
278 279 280 281 282 283 284 285 286 287 288 289

Mt. CON
40' TUNNEL
70
Buffalo 100
Mt. Con
100
Buff Mt. Con
4 200
Mt. Con
200
Little Mina
150

500
450
400
350
300
250
200

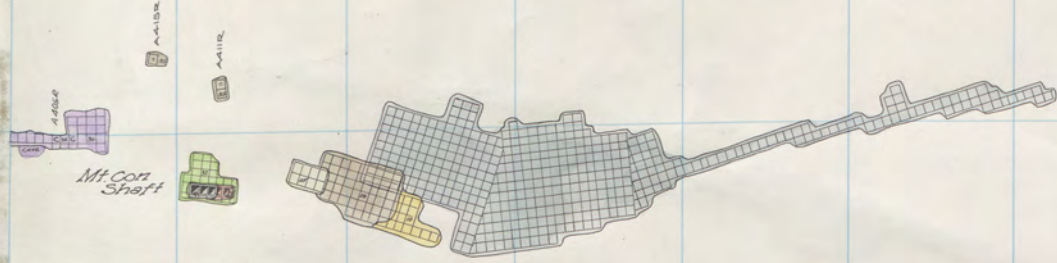


Buffalo Shaft



Mt. Con No 2 Shaft

289 290 291 292 293 294 295 296 297 298 299 300 00



9
359 59
8
358
7
357 7
6
356 6
5
355
4
354
3
353
2
352

Mt. Cor. New 400
Mt. Cor. 400
Buffalo 400

Mt. Cor. New 400-2

Mtn. Cor. 400-7th Floor.
Green Mtn. 500-3rd "
W-Gray Rock 700-20th "

278 279 280 281 282 283 284 285 286 287 288 289

Mt. CON
W. BUFFALO
70
Mt. CON
Buffalo
100
Buf. Mt. CON
A 200
A 300
Mt. Con
SHEPHERD
140.5
LITTLE MINA
150

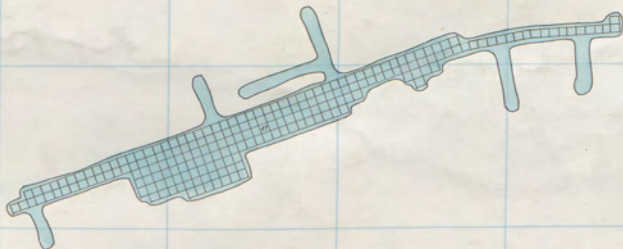
Buffalo Shaft

Mt. Con No. 2 Shaft

AASB

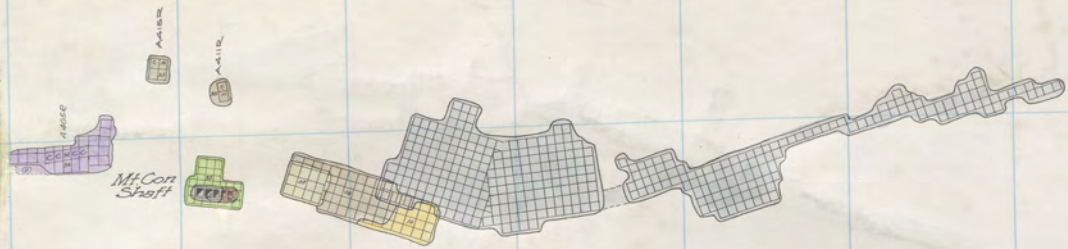
AASOR

AASB



289 290 291 292 293 294 295 296 297 298 299 300

00
359
59
358
357
57
356
16
354
1
353
352

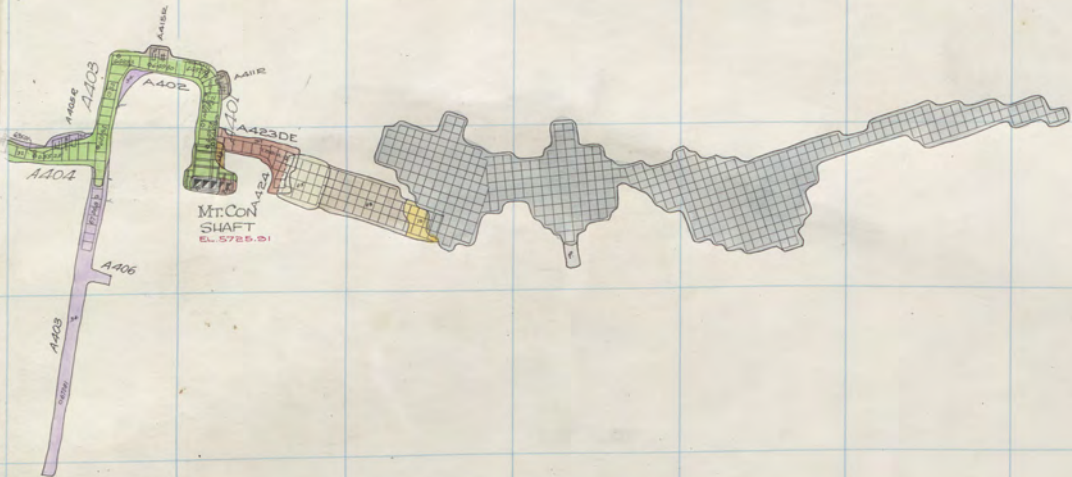


Mt. Con New 400-1

Mtn. Con.	400-6 th Floor
Green Mtn.	500-2 nd " 19
W. Gray Rock	700-20 th " 19
W. Gray Rock	700-19 th "

289 290 291 292 293 294 295 296 297 298 299 300 00

75



359 59

358

357 57

356 56

355 55

354 54

353 53

Mt. CON
New 400

Mt. CON
400

GREEN Mt.
500

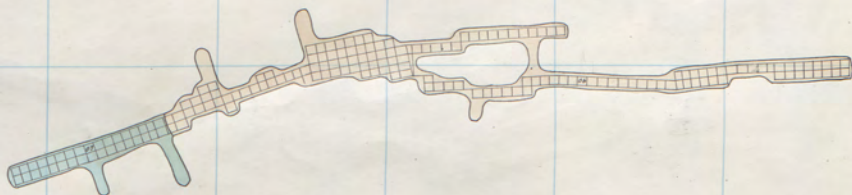
Mt. Con 400 sill (New)


Mtn. Con.	400-5 th Floor
Green Mtn	500-1 st "
W. Gray Rock	700-19 th "


75

76

278 279 280 281 282 283 284 285 286 287 288 289



 Buffalo Staff

 MKon
No 2 Staff

Mt. CON

W. BUFFALO

70

Mt. CON

Nov 400

Buffalo

Mt. CON

4 300

Buff Mt. CON

4 200

BUFFALO

400

GREEN MT.

GREEN MT.

500

LITTLE MIRA

150

289

290

291

292

293

294

295

296

297

298

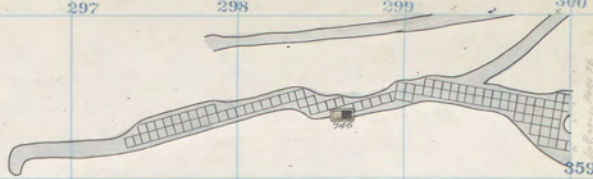
299

78

300



Mt. Con. Shaft.



358

Mt. Con
400

357

57

356

56

355

55

354

54

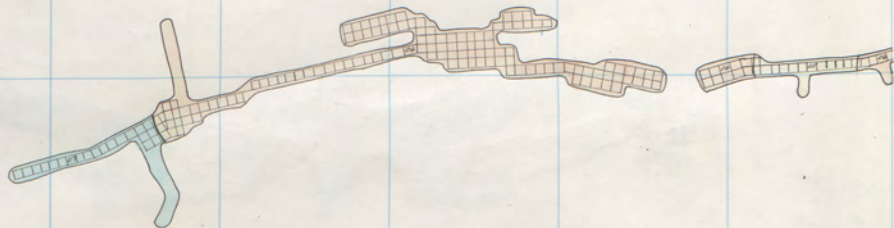
353

53

352

52

Mtn. Con 400-4th Floor.
Green Mtn. 500 Sill.
W. Gray Rock 100-17th "



Ⓜ Buffalo Shaft

Ⓜ Mt. Con No. 2 Shaft

Mt. Con

W. Buffalo

Mt. Con No. 400

Buffalo

Mt. Con No. 300

Buf Mt. Con No. 200

Buffalo No. 400

Green Mt.

Green Mt. No. 500

Little Mine No. 150

289 289 290 291 292 293 294 295 296 297 298 299 300 00

359 59

358

357 57

356 56

355 55

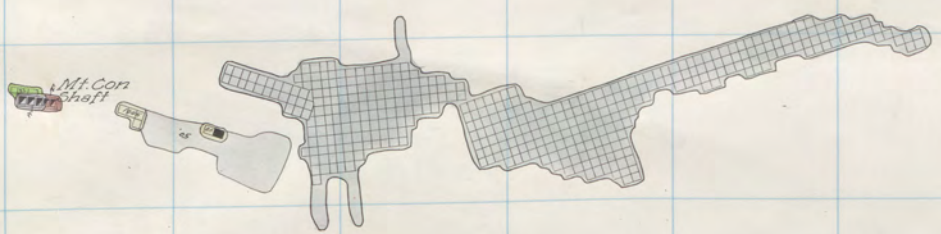
354 54

353 3

352 52

Mt. Con
400

Mtn. Con 400-3rd Floor.
X-Gray Rock 700-16th



Mt. Con
Shaft

746

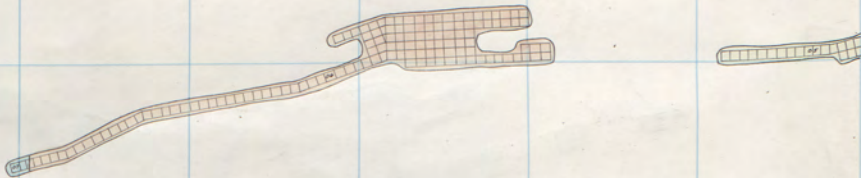
75

79

278 279 280 281 282 283 284 285 286 287 288 289

100
100

100
100



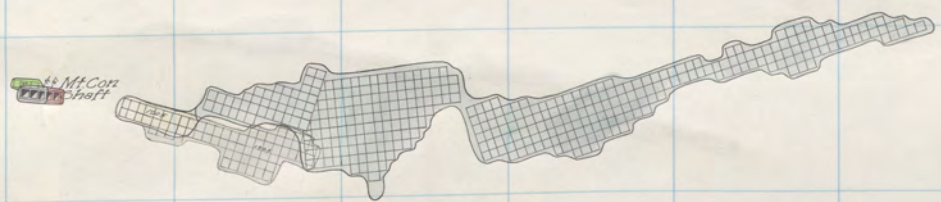
Buffalo Shaft

Mt. Con NP2 Shaft

Mt. Con
 W. Buffalo
 70
 Mt. Con
 No. 400
 Buffalo
 Mt. Con
 No. 300
 Mt. Con
 4 200
 Buffalo
 400
 Buffalo
 400
 GREEN MT.
 500
 LITTLE MINE
 150

BUFFALO 600-15

289 289 290 291 292 293 294 295 296 297 298 299 300 300



359 59

358

Mt. Con.
400

357 57

356 56

355 55

354 54

353 3

352 52

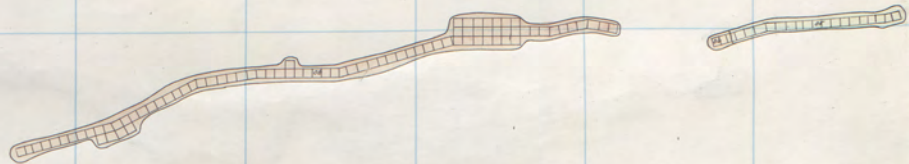
Mtn. Con. 400-2nd Floor
 W. Gray Rock 700-15th "
 6' x 6' 1/2" 9' x 15'

278 279 280 281 282 283 284 285 286 287 288 289

Mt. Con
Buffalo
Mt. Con
W. Buffalo
70
Mt. Con
No. 400
Buff
Mt. Con
4 200
Buff
400
Buff
500
Green Mt.
500
Little Mina
150

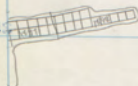
100

100



Buffalo Shaft

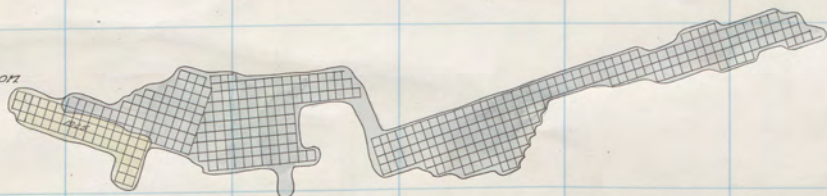
Mt. Con No. 2 Shaft



BUFFALO 500-14

289 290 291 292 293 294 295 296 297 298 299 300 00

Mt. Con
St.



745

359 59

358 58

Mt. Con
400

357 57

356 56

355 55

354 54


353 53

352 52

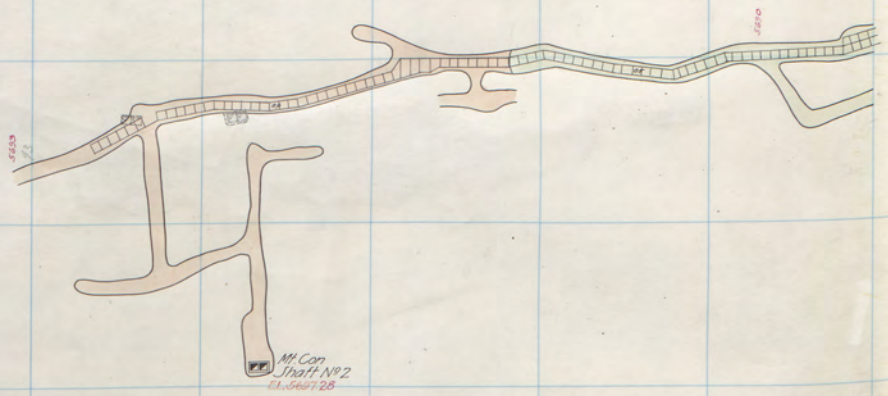
Mtn. Con. 400 - 1st Floor.
 W Gray Rock 700 - 14th "
 Diamond 600 - 6

278 279 280 281 282 283 284 285 286 287 288 289

LITTLE MINE 150
GREEN Mt. 500
BUFFALO 400
Buf Mt. CON 4 200
Buffalo Mt. CON 14 300
MT. CON 400
Buffalo Mt. CON W. BUFFALO 70
MT. CON




Buffalo Shaft




Mountain Con 400Si11

Buffalo Con 18



278 279 280 281 282 283 284 285 286 287 288 289

LITTLE MIA 150
GREEN MT. 500
BUFFALO 400
Buf Mt. CON 4 200
Buffalo Mt. CON 14 300
Mt. CON 400
Buffalo Mt. CON W. BUFFALO 70
Mt. CON



289 289 290 291 292 293 294 295 296 297 298 299 300 00

746

359 59

358 58

357 57

356 56

355 55

354 54

353 53

352 52

278 279 280 281 282 283 284 285 286 287 288 289

Mt. Con

W. BUFFALO

70

Mt. Con

400

Buffalo

Mt. Con
400

Mt. Con

300

Buf Mt. Con

4 200

BUFFALO
400

GREEN MT.

GREEN MT.
500

LITTLE MINE

150

Handwritten scribble consisting of three parallel diagonal lines.

Handwritten scribble consisting of three parallel diagonal lines.

289 289 290 291 292 293 294 295 296 297 298 299 300 100

359 59

358 58

357 57

356 56

355 55

354 54

353 53

352 52

Gray Rock

600-14

700

7

14 10

278 279 280 281 282 283 284 285 286 287 288 289

LITTLE MIA
150
GREEN MT.
500
BUFFALO
400
Buf Mt. CON
4 200
Buffalo
Mt. Con
400
Buffalo
Mt. Con
W. BUFFALO
70
Mt. Con
400

Mt. Con
No 2 Staff

289 289 290 291 292 293 294 295 296 297 298 299 300:00

359:59

358:58

357:57

356:56

355:55

354:54

353:53

352:52

Gray Rock

600-13

13 10

278 279 280 281 282 283 284 285 286 287 288 289

LITTLE MIA 150
GREEN Mt. 500
BUFFALO 400
BUF Mt. CON 4 200
Buffalo Mt. Con 400
Mt. Con 400
W. BUFFALO 70
Mt. Con

Mt. Con
No. 2 Staff

289

290

291

292

293

294

295

296

297

298

299

300

300

359

359

358

358

357

357

356

356

355

55

354

54

353

53

352

52

Gray Rock

600-12

700

278 279 280 281 282 283 284 285 286 287 288 289

Mt. Con

W. BUFFALO

70

Mt. Con

Nov 400

Buffalo

Mt. Con
400

Mt. Con

1/4 300

Buf Mt. Con

4 200

BUFFALO

400

GREEN Mt.

500

LITTLE MIA

150

Mt. Con
No 2 Shell

289 289 290 291 292 293 294 295 296 297 298 299 300 00

359 59

*W. Con
Staff*

358 58

357 57

356 56

355 55

354 54

353 53

352 52

Gray Dock

*700
600-11 ?*

278 279 280 281 282 283 284 285 286 287 288 289

LITTLE MINE 150
GREEN Mt. 500
BUFFALO 400
BUF Mt. CON 4 200
Buffalo Mt. CON 400
W. BUFFALO 70
Mt. CON

Mt. Con
No 2 Shaft

288

289

290

291

292

293

294

295

296

297

298

299

300

*Mt Con
Shalt*

359

358

357

356

355

354

353

352

Gray Dock

600-10-7

LITTLE MINA

150

GREEN MT.

500

SPRING
MOUNTAIN

BUFFALO

400

BUF Mt. CON

4 200

Buffalo

Mt. CON
400

Mt. CON

400

W. BUFFALO

70

Mt. CON

298

299

Gray Dock

700
600-9

LITTLE MINE
150

GREEN MT.
500

Spencer

BUFFALO
400

BUF Mt. CON
4 200

1/4 300
Mt. Con

Buffalo
Mt. Con
400

Mt. Con
New 400

W. BUFFALO
70

Mt. Con

P
27
1

LITTLE MINA
150

GREEN MT.
500

Buffalo

BUFFALO
400

BUF Mt. CON
4 200

Buffalo
Mt. Con
1 300


Mt. Con
400


Buffalo
Mt. Con

Mt. Con
New 400

W. BUFFALO
70

Mt. Con





LITTLE MINA

BUFFALO
400

Mt. CON
300