

MT. CON.

2

17
22

VOL.

4

P
27



For a Duplicate of This Book Give the Following

No. *8152*



21 East Quartz Street Phone 4331 BUTTE, MONTANA

289

290

291

292

293

294

295

296

297

298

299

300

359

358

357

356

355

354

353

352

MTCOMT-G88

MTCOM 1900

MTCOMT

DIA. GREEN MT. SYSTEM

289 290 291 292 293 294 295 296 297 298 299 300

MTCOY Co

359

MTCOY 1900

358

MTCOY

357

356

355

DIA. GREEN MT. SYSTEM

354

353

352

289

290

291

292

293

294

295

296

297

298

299

300

359

358

357

356

355

354

353

352

NECON Co

NECON

NECON

NECON

NECON

NECON

NECON

NECON

DIAGRAM

GREEN MT STEEL

262

278

279

280

281

282

283

284

285

286

287

288

289

289 290 291 292 293 294 295 296 297 298 299 300

359

358

357

356

355

354

353

352

NITCON Co

NITCON 1900

NITCON

NITCON

NITCON

NITCON

NITCON

NITCON

NITCON

NITCON

NITCON

NITCON

NITCON

278

279

280

281

282

283

284

285

286

287

288

289

289 290 291 292 293 294 295 296 297 298 299 300

359

358

357

356

355

354

353

352

NITCON Co

NITCON 1900

NITCON

NITCON

NITCON

NITCON


NITCON

NITCON

NITCON

NITCON

NITCON

 Buffalo
Shaft

289 290 291 292 293 294 295 296 297 298 299 300

359

358

357

356

355

354

353

352

Blank

NISSAN

NISSAN

NISSAN

NISSAN

NISSAN

NISSAN

NISSAN

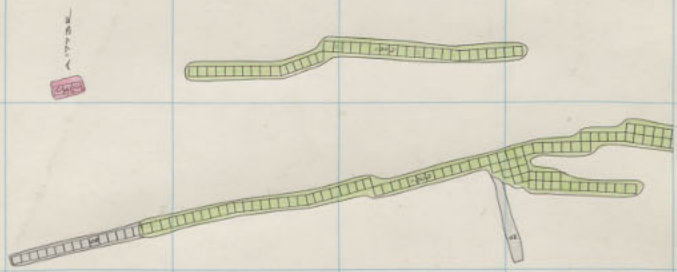
NISSAN

NISSAN

NISSAN


NISSAN

Buffalo Shaft



17000 R

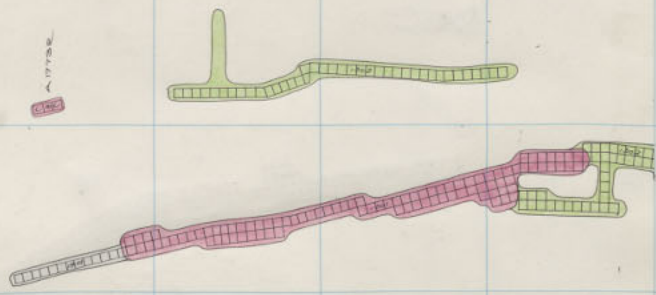




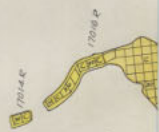
Mountain Con 1700 12th floor
 Diamond 1800 10th floor
 Green Mt. 1800 - 12

Mt. Con
 MOUNTAIN CON
 Mt. Con
 DIA. GREEN MT. 1800
 STEWART

Buffalo
Shaft



Flange



289 290 291 292 293 294 295 296 297 298 299 300

MT CON 1700
MT CON 1800
MT CON
MT CON
DIA. GREEN MT 1800
STEWART

Mr Con Shaft

17750


17750


17750

17750

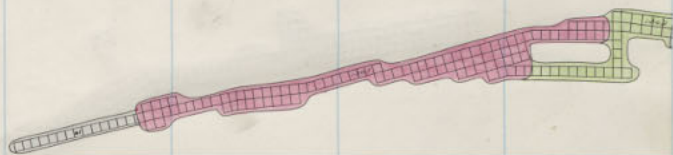
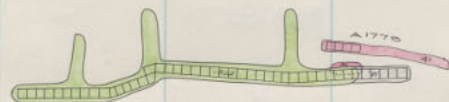
17750

Mountain Con 1700 11th Floor
Diamond 1800 9th Floor
Green Mt 1800-11



 Buffalo Shaft

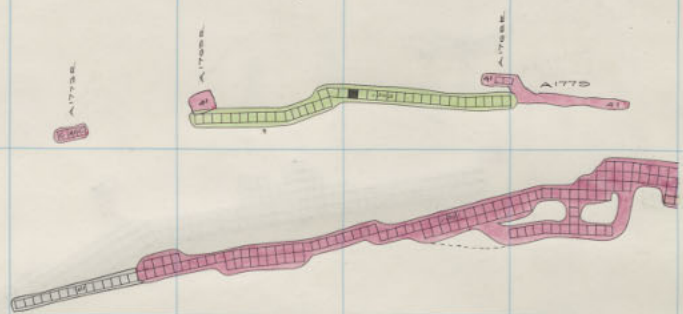
A1776



Small Tongue



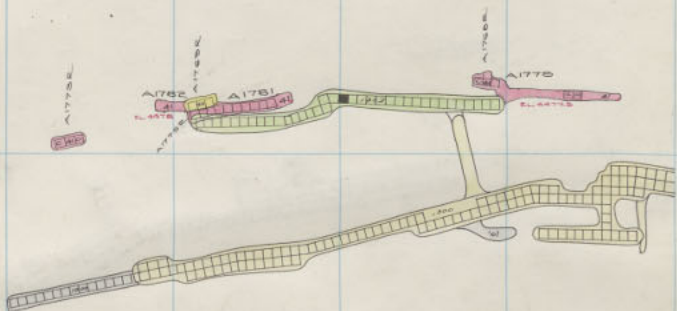
Buffalo Shaft



1750e



Buffalo Shaft



77300 E

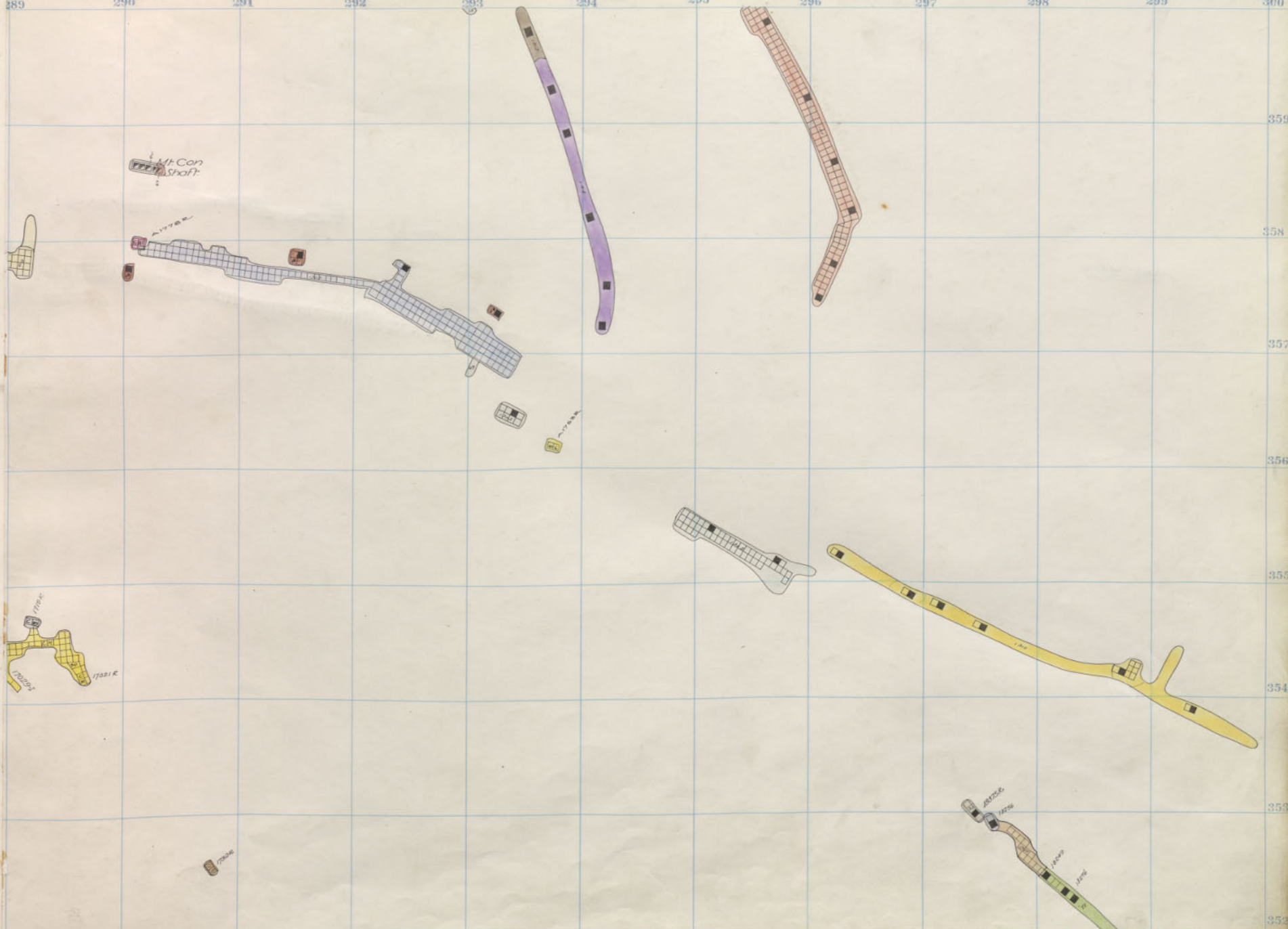


77300 E

289 290 291 292 293 294 295 296 297 298 299 300

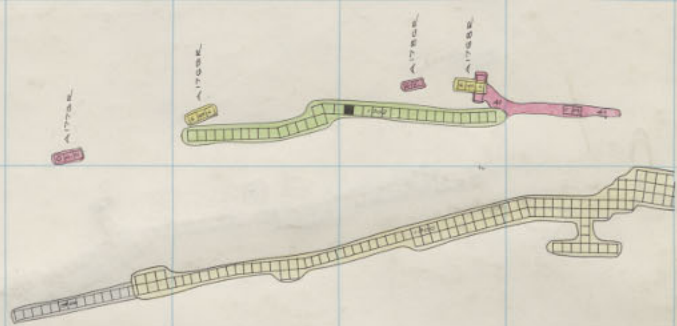
359
35N
357
356
355
354
353
352

Mt. Con 1800
Mt. Con 1800
Mt. Con
Mt. Con
Mt. Con
DIA. GREEN MT. 1800
STWARD

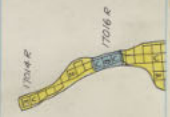


Mountain Con	1700	8 th Floor.
Diamond	1800	6 th Floor.
Green Mt.	1800-8	

Buffalo Shaft



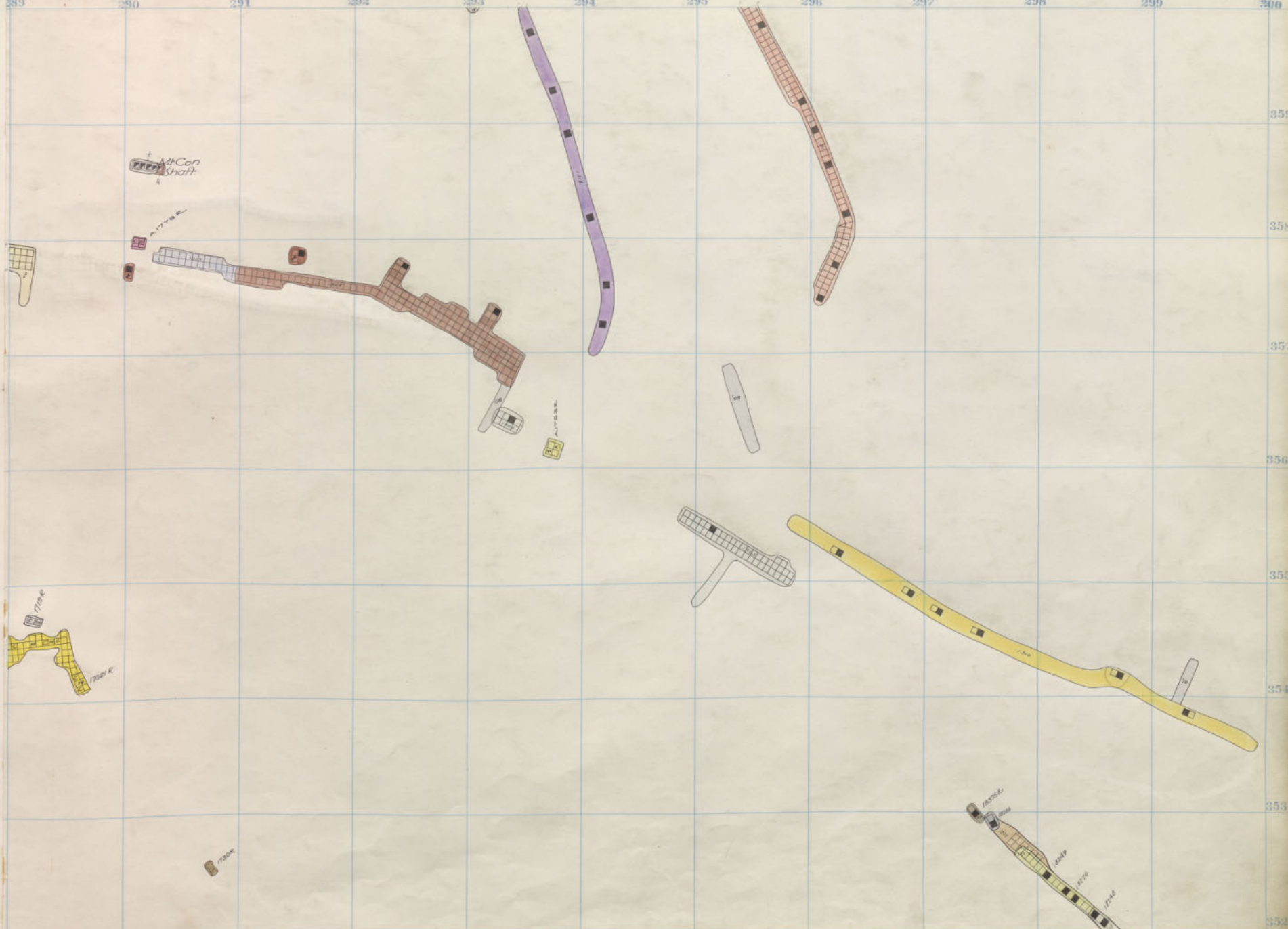
17000 e



17010 e

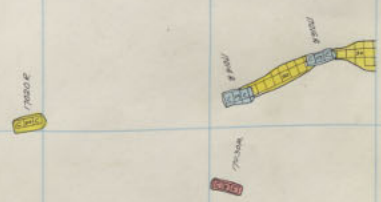
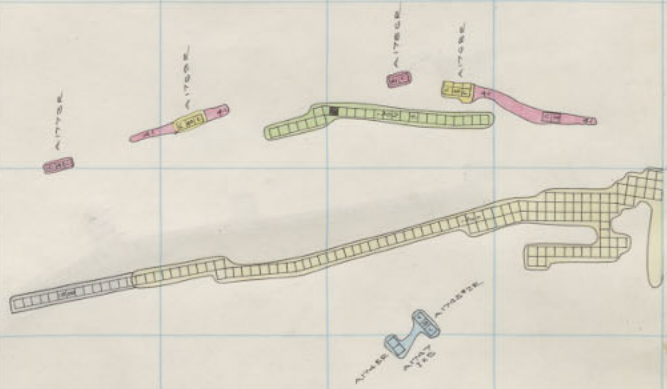
289 290 291 292 293 294 295 296 297 298 299 300

Mt. Con 1800
Mt. Con 1800
Mt. Con
Mt. Con
Mt. Con
Green Mt. 1800
Green Mt. 1800-7
Steward



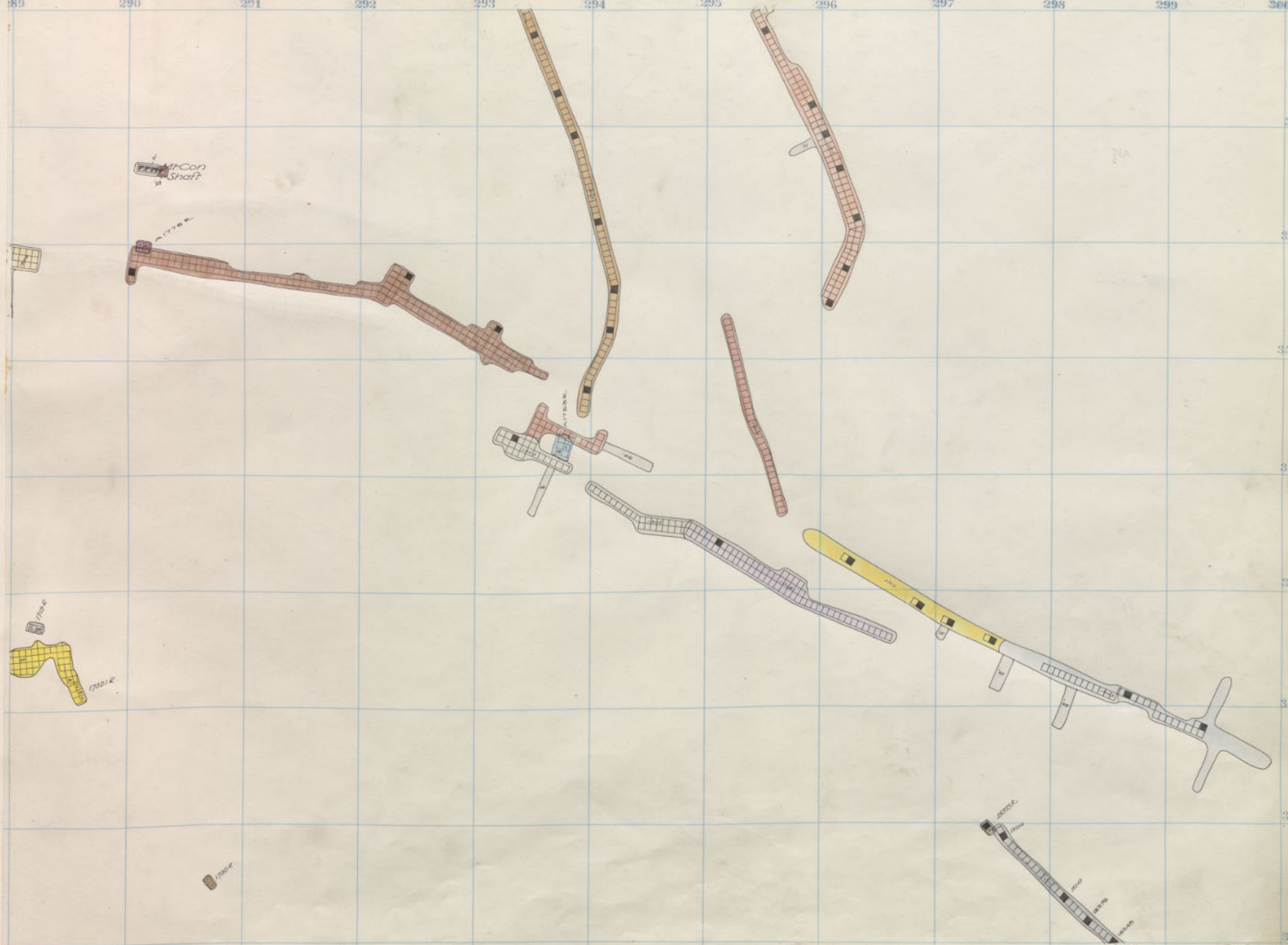
Mountain Con	1700	7 th Floor
Diamond	1800	5 th Floor
Green Mt.	1800-7	

Buffalo Shaft



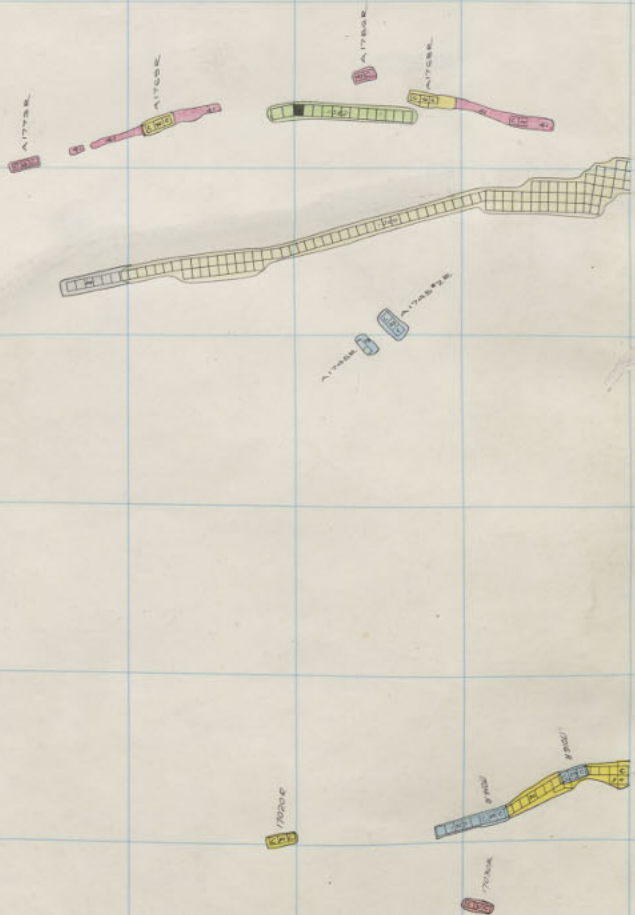
189 290 291 292 293 294 295 296 297 298 299 300

MT CON 1800
MT CON 1800
MT CON
MT CON
Mt. Con
MT CON
Gem 1800
DIA. GREEN MT 1800
STEW
STEW

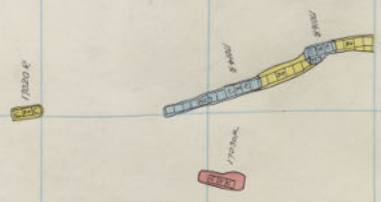
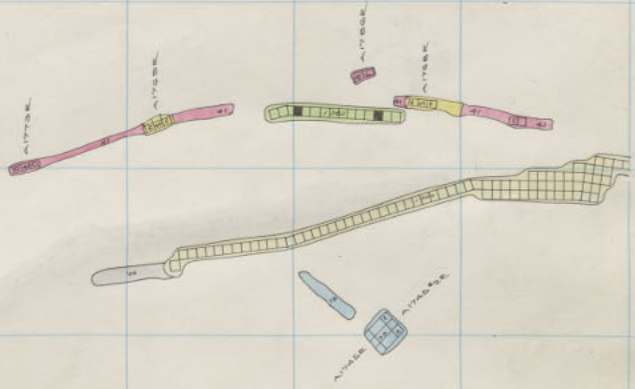


Mountain Con 1700 - 5th floor
 Diamond 1800 3rd floor
 Green Mt 1800-5

Buffalo Shaft



Buffalo Shaft



289 290 291 292 293 294 295 296 297 298 299 300

359

358

357

356

355

354

353

352

MT. CON
1700-1800

MT. CON
1800-1800

MT. CON

MT. CON

MT. CON

DIAMOND
1800-1800

GREEN MT.
1800-1800

STRIP

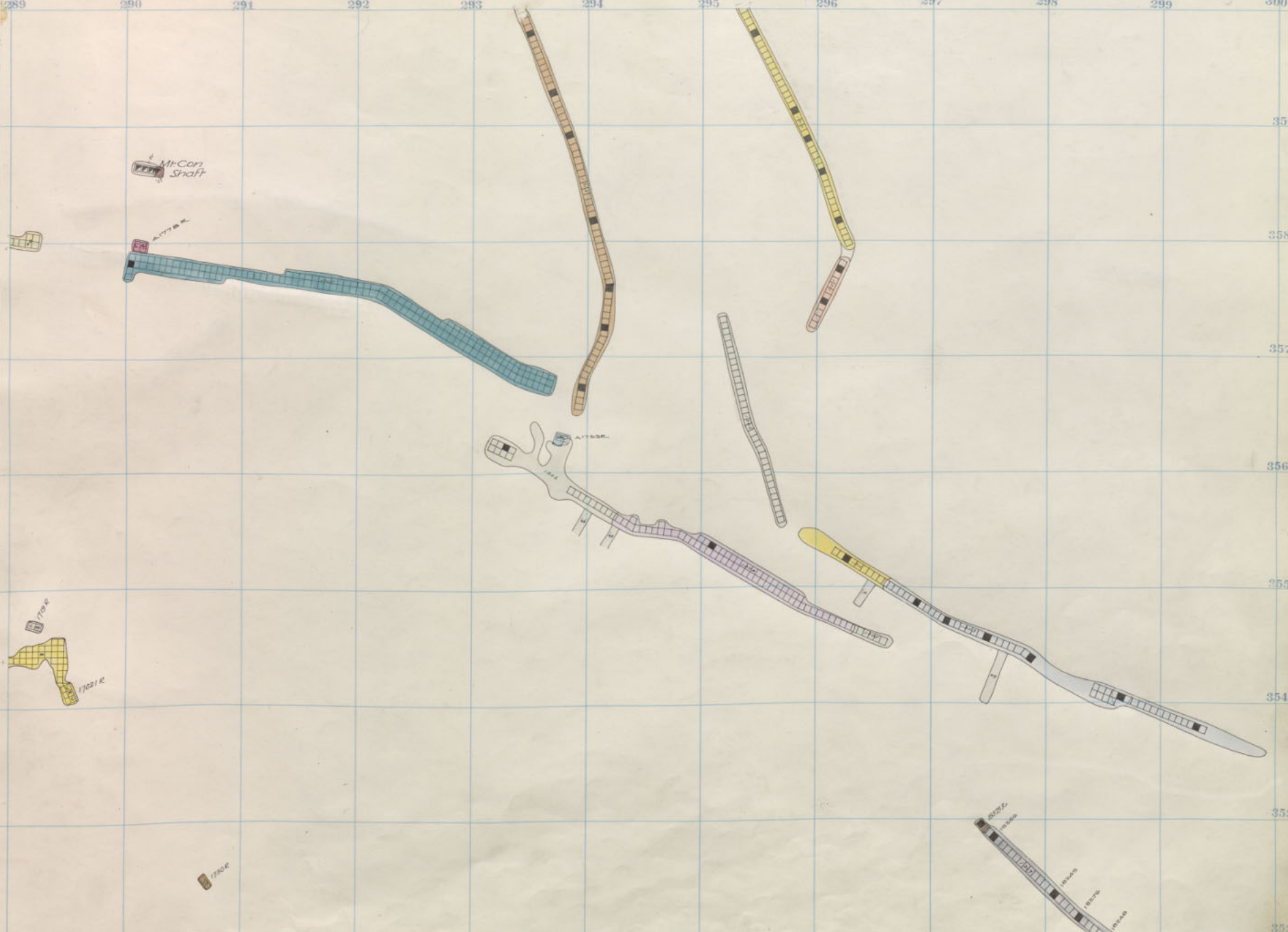
MT. CON Shaft

A 1738

1702 R

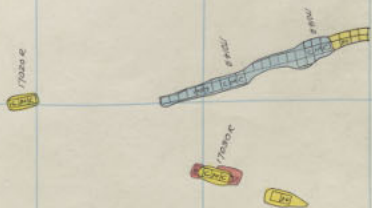
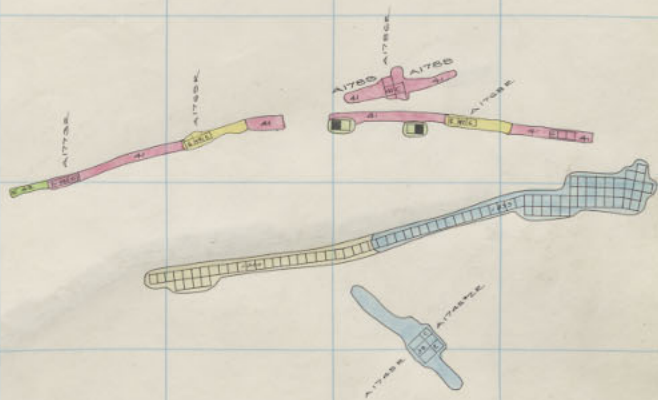
1702 R

1702 R



Mountain Con 1700 3rd Floor
 Diamond 1800 1st Floor
 Green Mt. 1800-3

Buffalo Shaft



280 290 291 292 293 294 295 296 297 298 299 300

Mt. Con 1700-1800
Mt. Con 1800
Mt. Con
Mt. Con
Mt. Con
Dia. Green Mt 1800
Green Mt 1800
Green Mt
Stewart

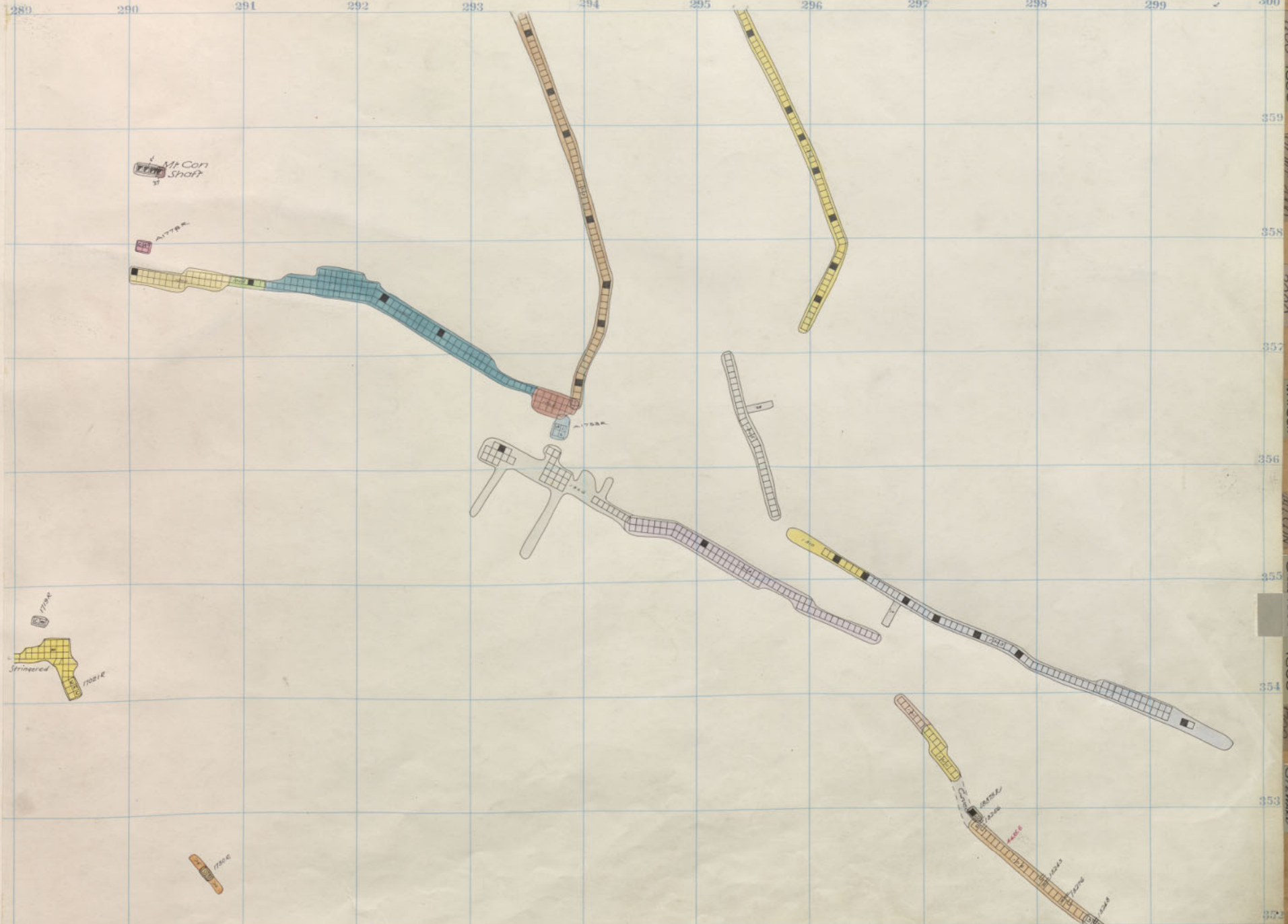
Mt. Con Shaft

1777

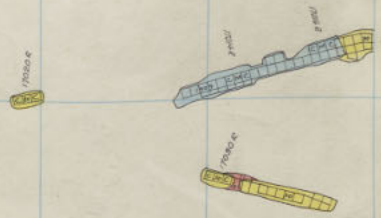
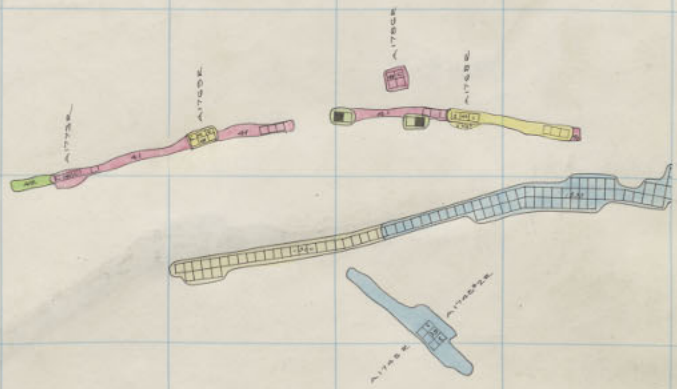
1700
Stringer

1700

Mountain Con 1700 2nd Floor
Diamond 1800 Sill
Green Mt 1800-2



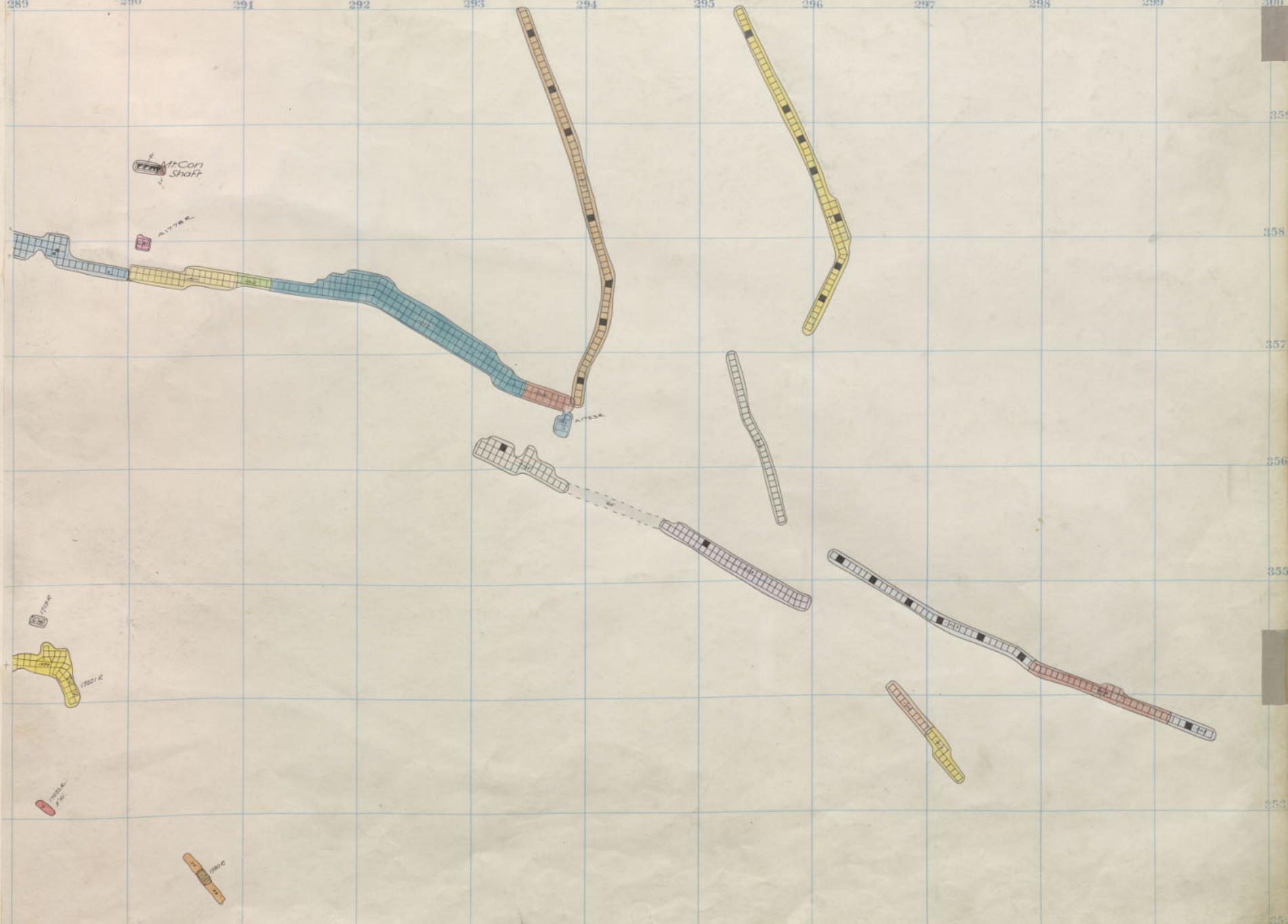
Buffalo Shaft



DIA: 1800

289 290 291 292 293 294 295 296 297 298 299 300

MT CON 1700 1800
MT CON 1900
MT CON 2000
MT CON
MT CON
GREEN MT
GREEN MT 1800
GREEN MT 1700
STEWART

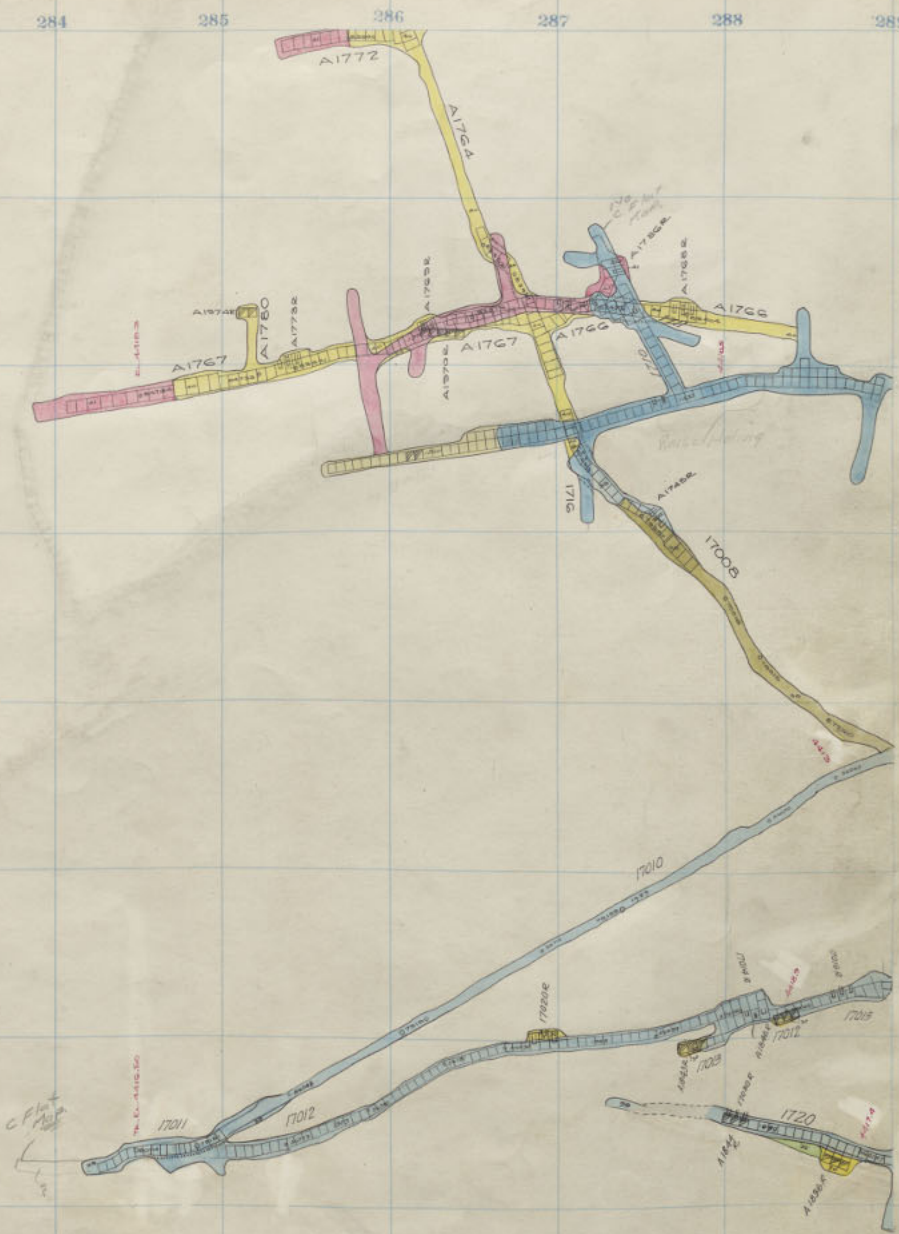


Mountain Con 1700 1st Floor
Green Mt 1800-1

Mt. Con
1700

Buffalo
Shaft


GREEN M.T.
DIA.
1800
1800





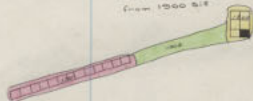
Mt. Con 1800
 MT CON 1700
 MT CON 2000
 MT CON 3000
 Mt. Con
 MT CON
 Green Mt.
 STEM FIELD
 STEWARD

Mountain Con 1700 Sill
 Green Mt. 1800 Sill

Mt. Con
1700
 Buffalo
Shaft




Note: There is
a 120 ft. fissure
from 1200 ft.

GREEN Mt. DIA.
1800 1800

289 290 291 292 293 294 295 296 297 298 299 300

Mt. Con Shaft



359

358

357

356

355

354

353

352

Mt. Con 1800

Mt. Con 1900
Green Mt. 2000

Mt. Con 2000

Mt. Con

Mt. Con

Green Mt.

Stewart

Stewart

Mt. Con
1700

Buffalo
Shaft

150742

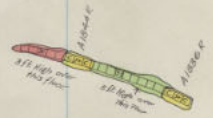
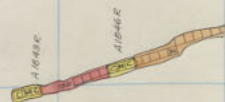
150742



150742

GREEN Mt. DIA.
1800 1800

150742

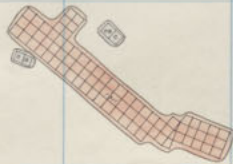
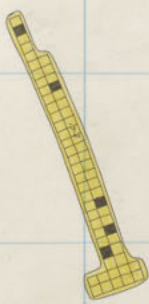


189 290 291 292 293 294 295 296 297 298 299 300

359
358
357
356
355
354
353
352

Mt. Con 1800
MTCO 1800
MTCO 2000
MTCO 2000
MTCO
MTCO
Green Mt.
STEM 1800
STEM 1800

Mt. Con Shaft



Mountain Con 1800 11th Floor
1900-24

Mt. Con
1700

Buffalo
Shaft

A-10742

A-10702
LHC



A-10742

A-10742

A-10742

A-10742

A-10742

359
358
357
356
355
354
353
352

MT. CON
1800

MT. CON
GR. MT. 2000

MT. CON
2000


MT. CON
2000

MT. CON

GREEN MT.

STEM
FIELD

STRWARD




Mt. Con
1700

Buffalo
Shaft

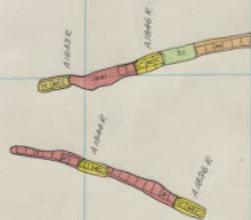
1700

1700



1700

1700



GREEN MT. DIA.
1800 1800

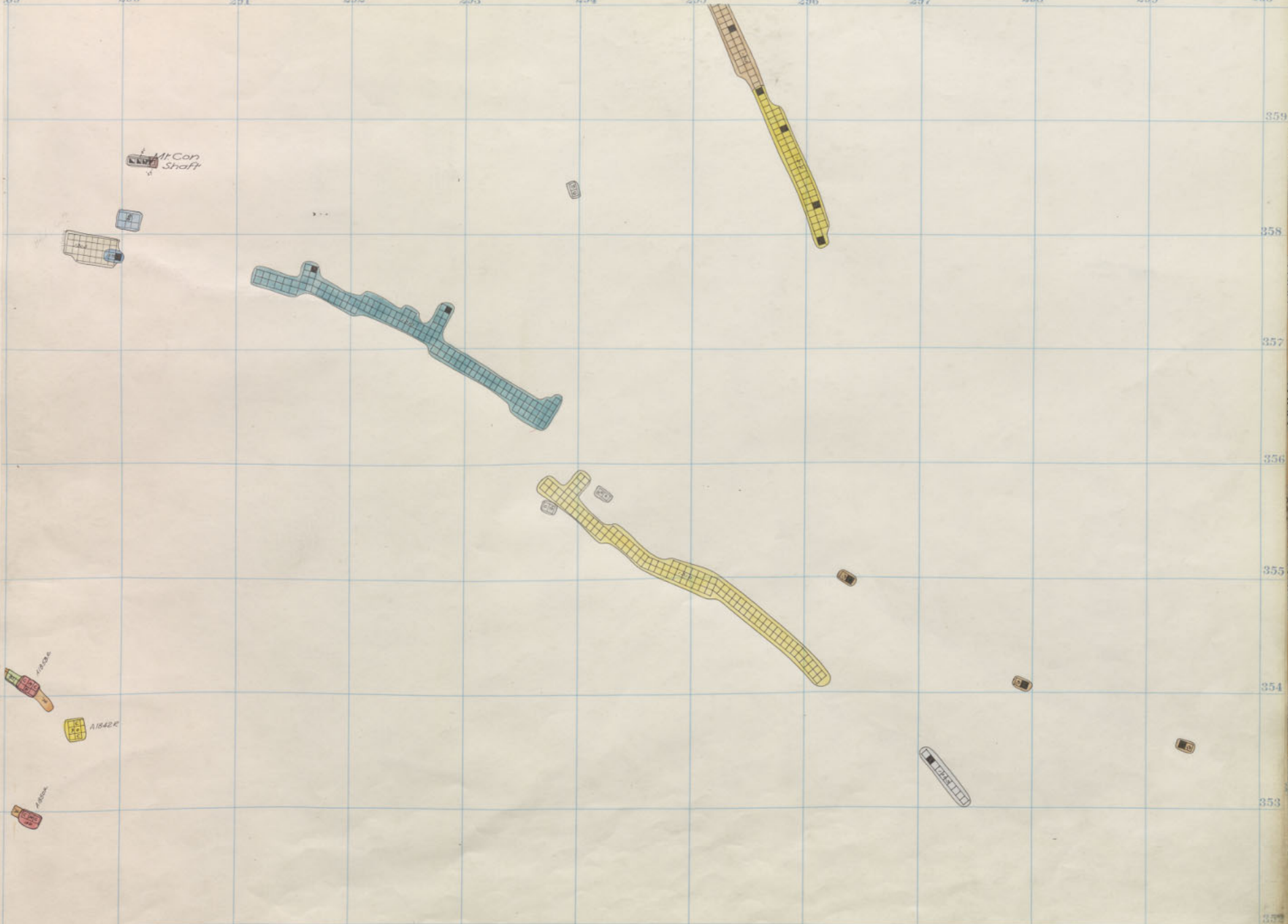
Mt. Con
Steward

1800-9 & 1900-22
1600-8

89 290 291 292 293 294 295 296 297 298 299 300

Mt. Con 1800
MTCO 1800
GREEN MT 2000
MTCO 2000
MTCO 2000
MTCO 2000
MTCO 2000
GREEN MT
STEM 1800
STEWART

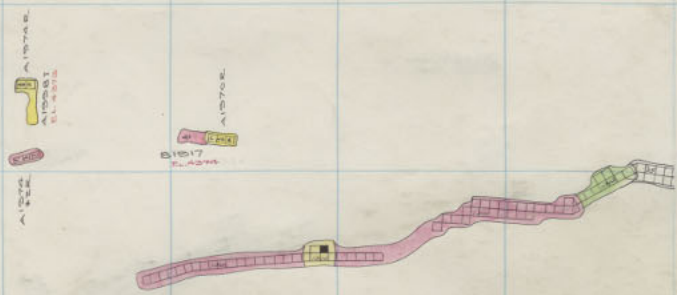
Mt. Con Shaft



Mountain Con 1800 3rd Floor.
1900-22

Mt. Con
1700

Buffalo
Shaft



GREEN MT. DIA.
1800 1800

Mt. Con
Steward 1800-8 & 1900-21
1600-7

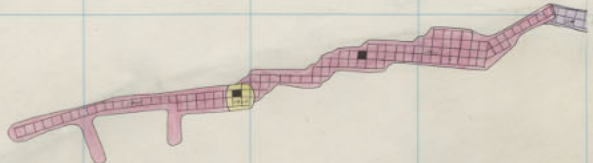
Mt. Con
1700

Buffalo Shaft
1856

ALBION

ALBION
ALBION
ALBION

ALBION

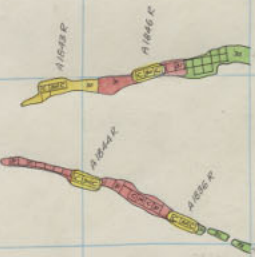


GREEN MT. DIA.
1800

1856



1856



Steward

1700-20
1600-6

Mt. Con 1800-7 & 1900-20

Mt. Con
1700

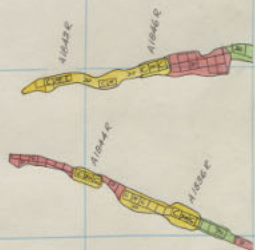
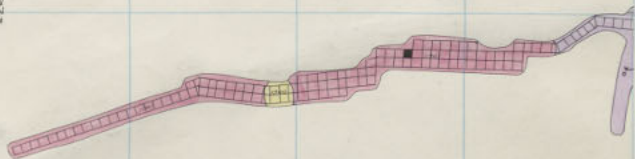
Green Mt. DIA.
1800

A 1728K

A 1727B

A 1727A
A 1727B

A 1727C




Steward
11

1700-19
1600-5

Mt. Con 1800-6 & 1900-19

Mt. Con
1700

GREEN MT. DIA.
1800




Steward

1700-18
1600-4

Mt. Con 1800-5 & 1900-18

Mt. CON
1700

GREEN MT. DIA.
1800



Steward
"

1700-17
1600-3

Mt. Con 1800-4 & 1900-17

Mt. Con
1700

GREEN MT. DIA.
1800



Steward
"

1700-16
1600-2

Mt. Con 1800-3 & 1900-16

A 1728R

A 1872R

A 1874R

A 1876R

A 1878R

A 1878R



A 1700R

A 1822R





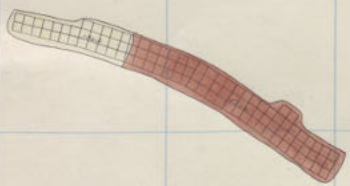
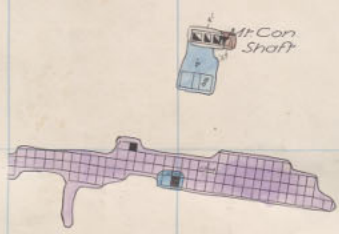
A 1840R

A 1842R

A 1844R

A 1846R

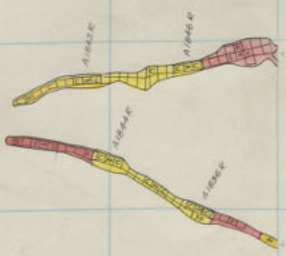
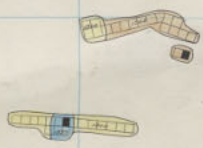
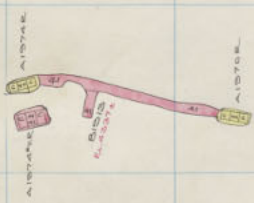

Mt. Con
 1800
 MT CON
 1900
 MT CON
 2000
 MT CON
 2100
 MT CON
 2200
 MT CON
 2300
 MT CON
 2400
 MT CON
 2500
 MT CON
 2600
 MT CON
 2700
 MT CON
 2800
 MT CON
 2900
 MT CON
 3000
 MT CON
 3100
 MT CON
 3200
 MT CON
 3300
 MT CON
 3400
 MT CON
 3500
 MT CON
 3600
 MT CON
 3700
 MT CON
 3800
 MT CON
 3900
 MT CON
 4000
 MT CON
 4100
 MT CON
 4200
 MT CON
 4300
 MT CON
 4400
 MT CON
 4500
 MT CON
 4600
 MT CON
 4700
 MT CON
 4800
 MT CON
 4900
 MT CON
 5000



Mountain Cor. 1800 3rd Floor
1900-16

Mt. Con
1700

GREEN MT. DIA.
1800



Steward
11

1700-15
1600-1

Mt. Con 1800-2 & 1900-15

289 290 291 292 293 294 295 296 297 298 299 300

359

358

357

356

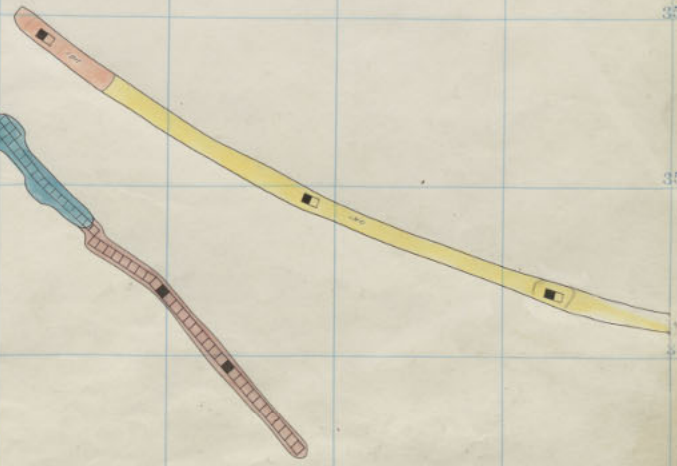
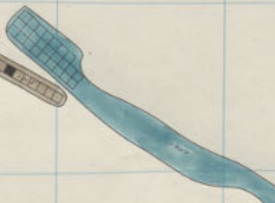
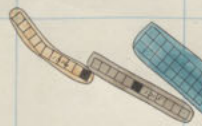
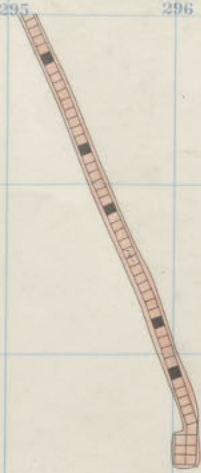
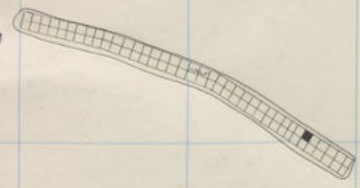
355

354

353

352

Mt Con Shaft



Mt Con 1800

Mt Con 1800

Mt Con 2000

Mt Con 2000

Mt Con 2000

Green Mt 1800

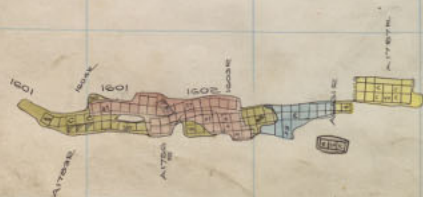
Green Mt 1800

Green Mt 1800

Mountain Con 1800 2nd floor 1900-15

Mt. Con
1700

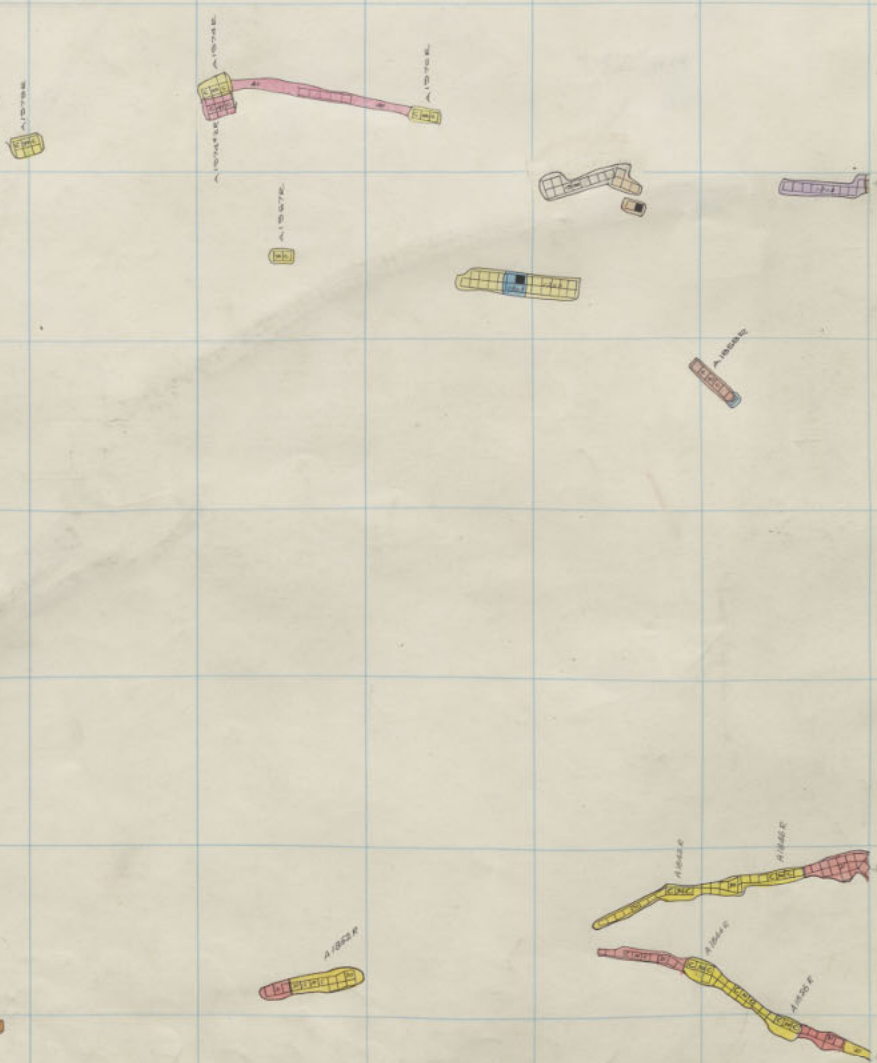
GREEN MT. DIA.
1800



Steward
Steward

1700-14
1600.SIII.

Mt. Con 1800-1 & 1900-14



MT. CON
1800

MT. CON
1900

MT. CON
2000

MT. CON
2100

MT. CON
2200

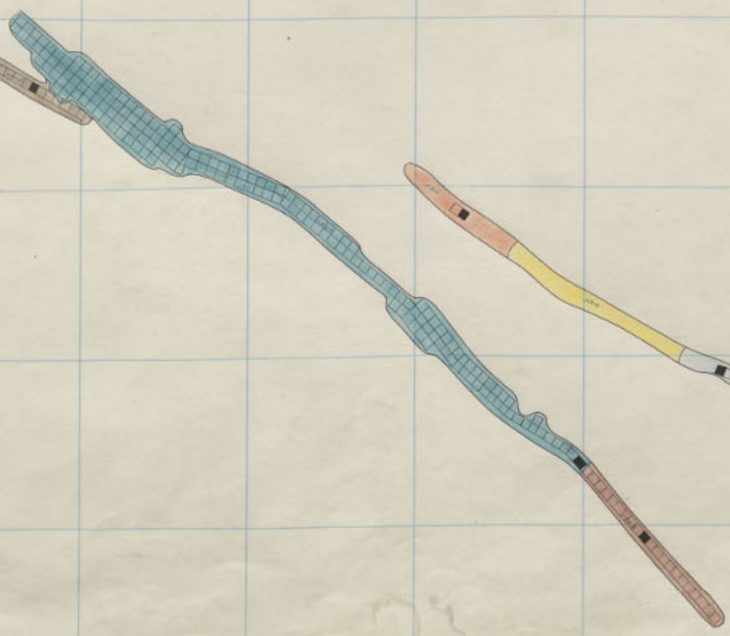
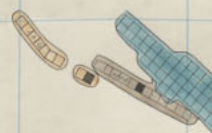
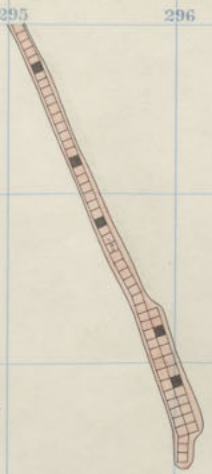

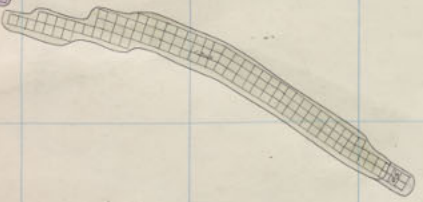
GREEN MT.
2300

STEM
TOD

STEWART

359
358
357
356
355
354
353
352

↑
Mt. Con
Shaft

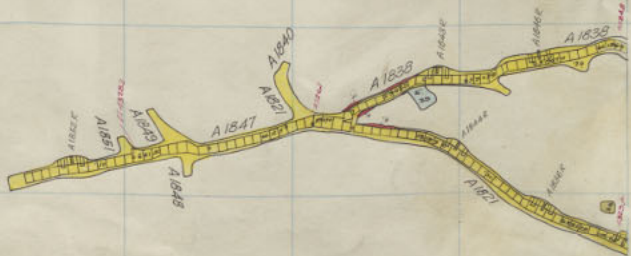
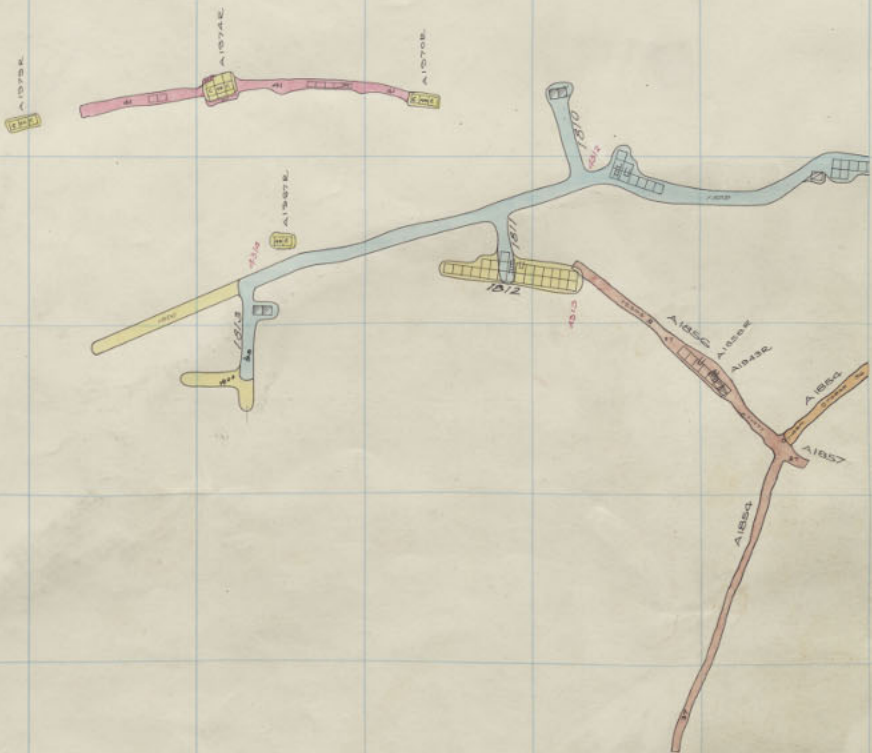


Mountain Con 1800 1st floor
1900-1A

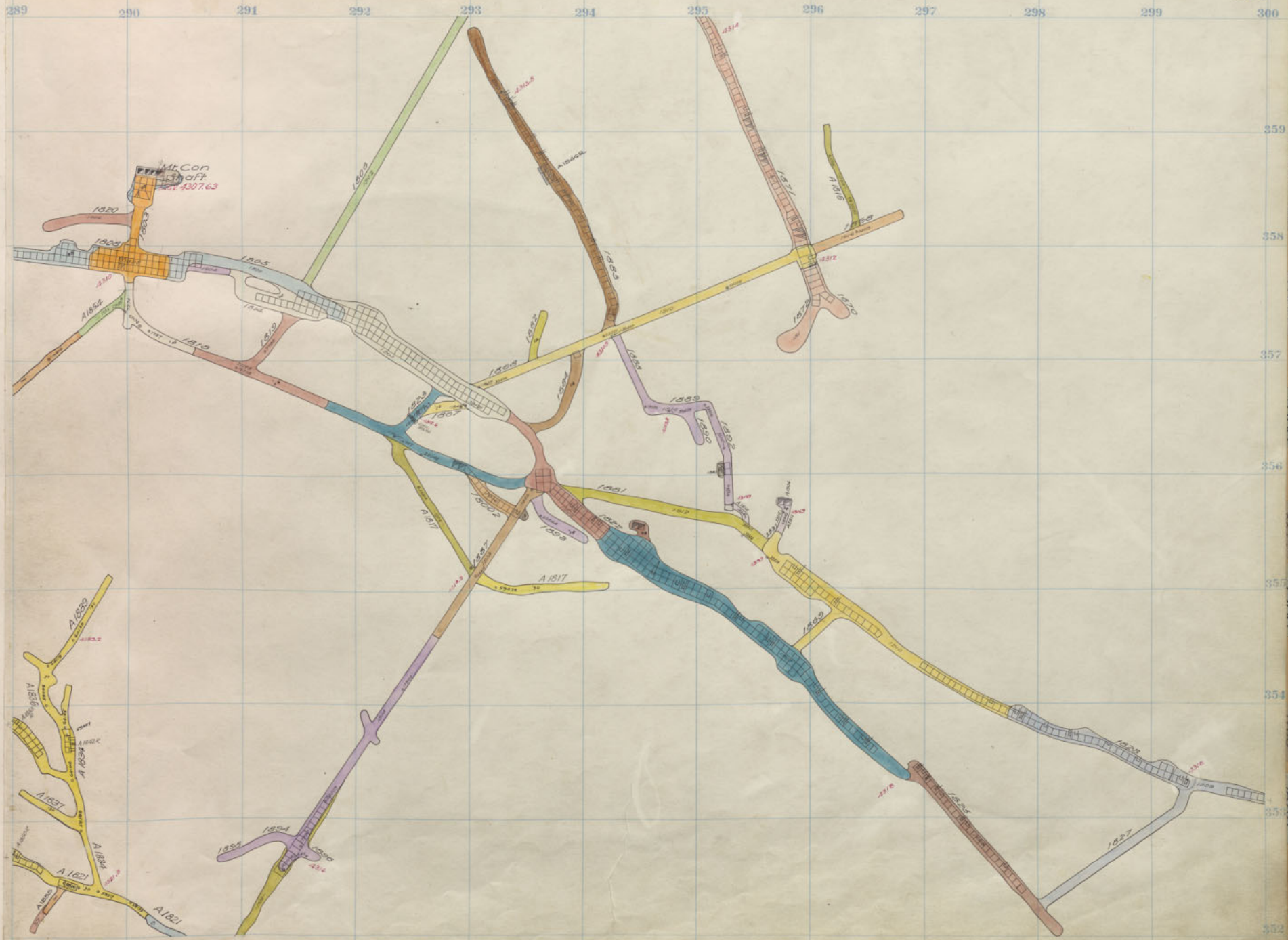
MT CON Mt. CON
1800 1700

GREEN MT. DIA.
1800 1800

A 1722



Steward 1700-13
Mt. Con 1800 Sill & 1900-13



Mountain Con 1800 Sill
1900-13

MTCOM 1800
GREEN MT.

MTCOM
2000

MTCOM
3000

MTCOM
4000

MTCOM
5000

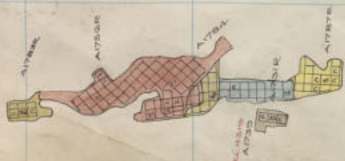
MTCOM
6000

MTCOM
7000

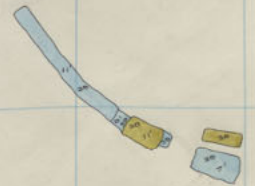
MTCOM
8000

Mt. Con Mt. Coy
1800 1700

GREEN MT. D.I.A.
1800 1800



Steward
Mt. Con
1700-12
1900-12



289 290 291 292 293 294 295 296 297 298 299 300

359

358

357

356

355

354

353

352

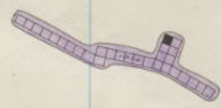
Mt. Con Shaft

ALBANY

1900

1900

1900



MTCOON
GT. MT. 2000

MTCOON
2000

MTCOON
2000

MTCOON
2000

GREEN MT.
2000

STEM
1700

STEWART
1700


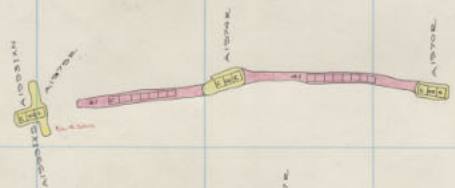
Mountain Con 1900 12th floor.

Mt. Con Mt. Con
1800 1700

GREEN MT. D.I.A.
1800 1800



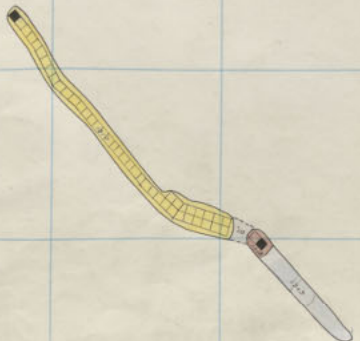

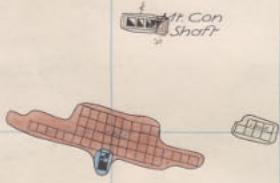
Steward
Mt. Con
1700-11
1900-11



289 290 291 292 293 294 295 296 297 298 299 300

359
358
357
356
355
354
353
352


MTCOON
GT-MT 2000
MTCOON
MTCOON
MTCOON
GREEN MT
STEM
TGO
STEWARD



389 290 291 292 293 294 295 296 297 298 299 300

359
359
352
356
355
354
353
352

MTCN 1500
GT-MT 2000
MTCN
MTCN
MTCN
GREEN MT
STEM
STEWARD

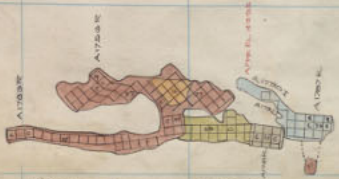


Mountain Con 1900 10th floor

278 279 280 281 282 283 284 285 286 287 288 289

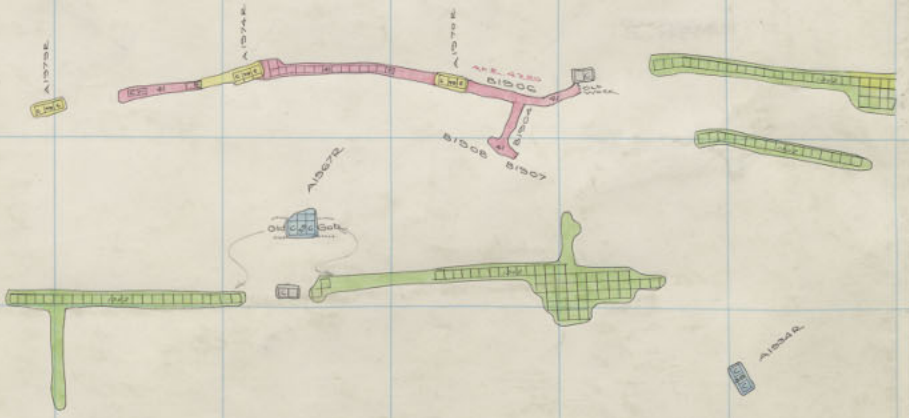
Mt Con Mt Con
1800 1700

GREEN MT. D.I.A.
1800 1800



Steward
Mt Con 1700-9
1900-9

A 1729K



289 290 291 292 293 294 295 296 297 298 299 300

359
358
357
356
355
354
353
352

MTCOR 1900
OF MT. 2000

MTCOR
2000


MTCOR
2000

MTCOR
2000

GREEN MT.
2000

STEVEN
1900

STEWART
2000

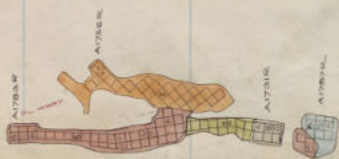


Mountain Cor 1900 9th Floor

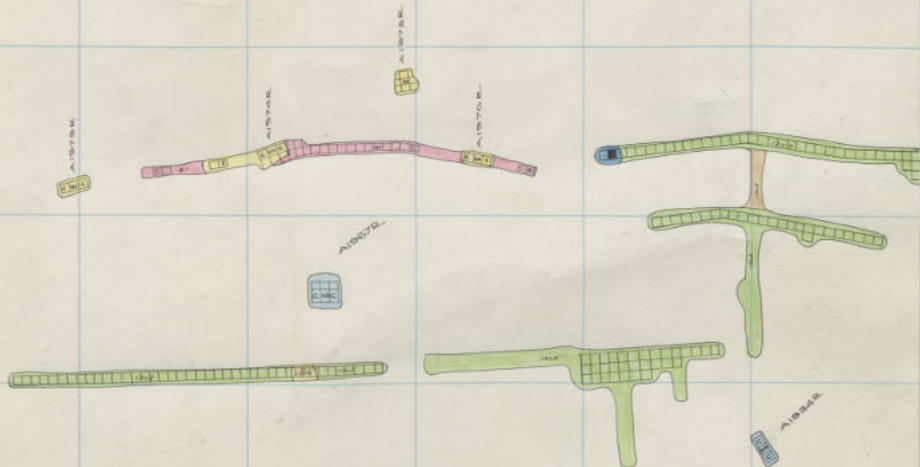
Mt Con Mt Con
1800 1700

GREEN Mt. D.I.A.
1800 1800

278 279 280 281 282 283 284 285 286 287 288 289




Steward
Mt Con
1700-8
1900-8



280 290 291 292 293 294 295 296 297 298 299 300

359
358
357
356
355
354
353
352

MTCOY 1900
GT. MT. 2000
MTCOY
MTCOY
MTCOY
GREEN MT.
STEM
STEWART



MTCOY
Shaft

MTCOY

MTCOY

MTCOY

Mountain Con 1900 8th floor

Mt. Con Mt. Con
1800 1700

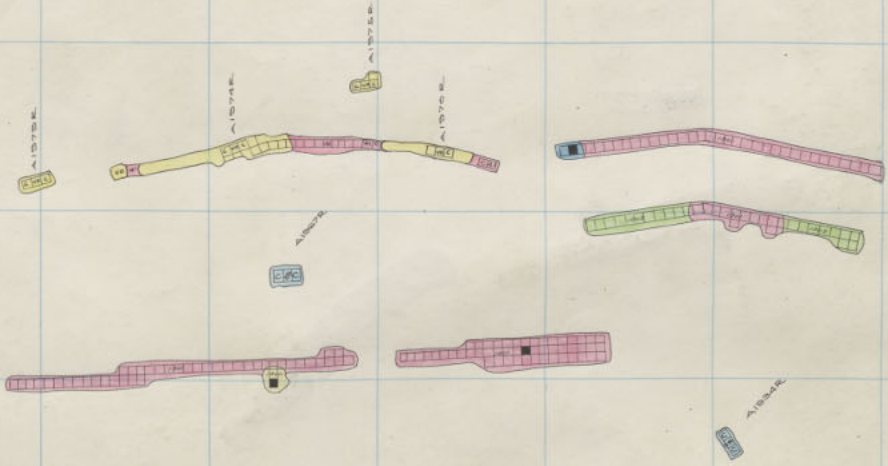
GREEN MT. D.I.A.
1800 1800



Steward
Mt. Con
1700-7
1900-7

A17282

A17287



A17282



A19731DW-289

289 290 291 292 293 294 295 296 297 298 299 300

359

MTCOIN
GR. MT. 2000

358

MTCOIN
2000

357

MTCOIN

356

MTCOIN

355

GREEN MT.
2000

354

STEM
1000

353

STEWART

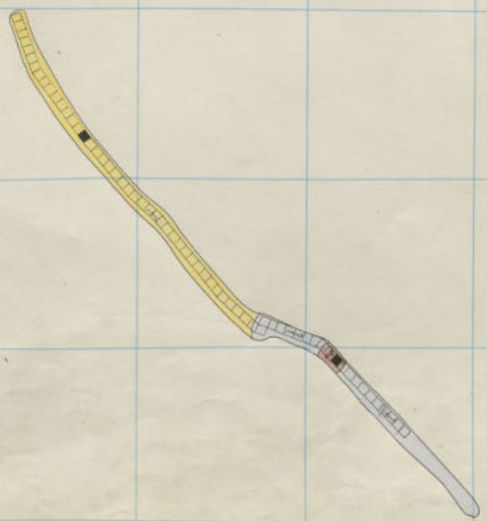
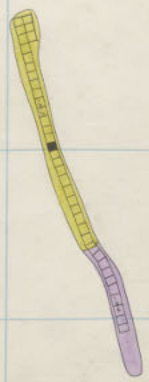
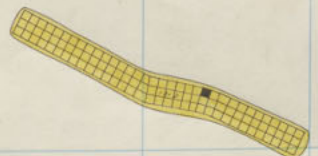
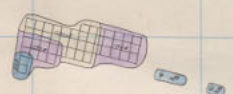
352

MTCOIN Shaft

ALDERS

1985

1985



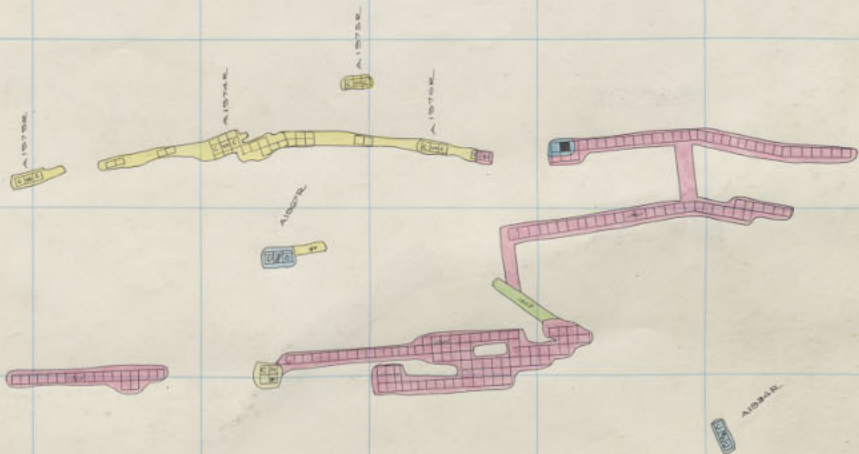
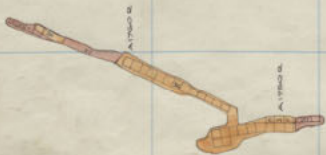
Mountain Cor 1900 7th floor

Mt. Con Mt. Con
1800 1700

Green Mt. D.I.A.
1800 1800



Steward
Mt. Con
1700-6
1900-6



289 290 291 292 293 294 295 296 297 298 299 300

359

358

357

356

355

354

353


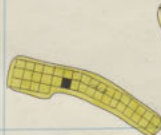
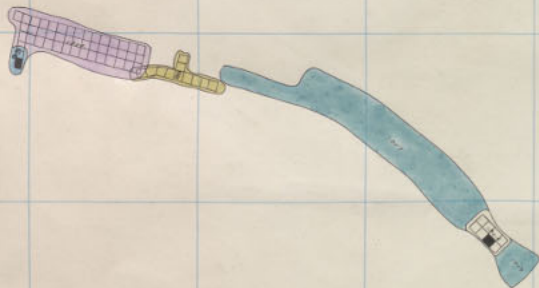
352

Mt. Con Shaft

Alvada

1933

2004



Mountain Con 1900 6th Floor

MTCO 1900
Gr. Mt. 2000

MTCO
2000

Mt. Con

MTCO

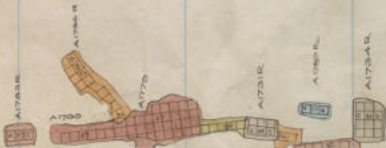
Green Mt.
2000

Stew
1900

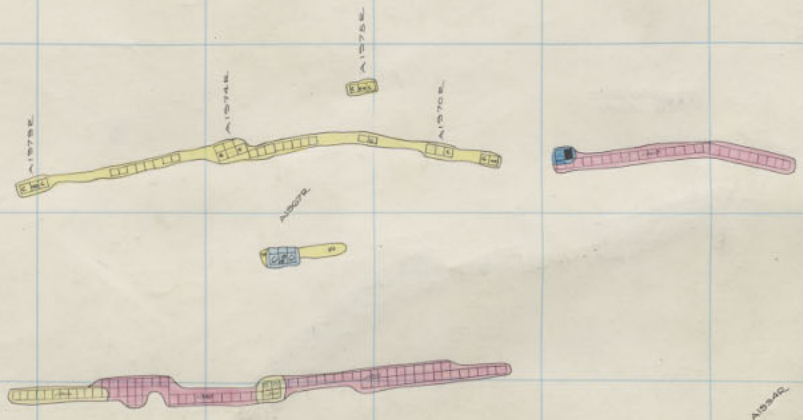
Steward

Mt. Con Mt. Con
1800 1700

GREEN MT. D.I.A.
1800 1800



Steward
Mt. Con
1700-5
1900-5



289 290 291 292 293 294 295 296 297 298 299 300

359

358

357

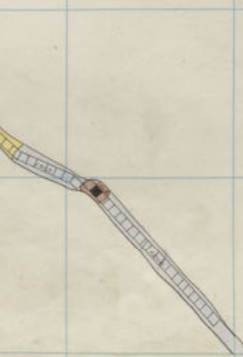
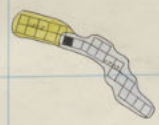

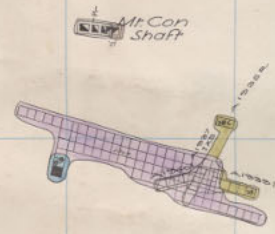
356

355

354

353

352



Mountain Con. 1900 5th Floor
Green Mountain 2000 - 5

Mt. Con
1900

Mt. Con
2000

Mt. Con
1900

Mt. Con
2000

Green Mt.
2000

Stewart
1900

Stewart
2000

Mt. Con Mt. Con
1800 1700

GREEN MT. D.I.A.
1800 1800

A1734E

A1734E



A1734E

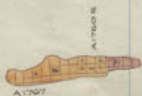


A1734E



A1734E

A1734E



A1734E

A1734E



A1734E

Steward
Mt. Con
1700-4
1900-4

289 290 291 292 293 294 295 296 297 298 299 300

359

MTCOY
GR. MT. 2000

358

MTCOY
2000

357

MTCOY
2000

356

MTCOY
2000

355

GREEN MT.
2000


354

STEM
TRCO

353

STEWART
2000

352



KAMP
Mt. Con
Shoff

100
100

1000 20 40

1000 20 40

1000 20 40

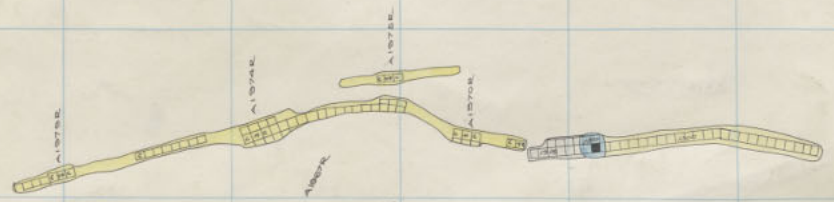
1000 20 40

1000 20 40

Mountain Con 1900 4th floor
Green Mountain 2000-4

Mt. Con Mt. Con
1800 1700

GREEN MT. D.I.A.
1800 1800




Steward
Mt. Con

1700-3
1900-3

289 290 291 292 293 294 295 296 297 298 299 300

359
358
357
356
355
354
353
352

MTCOM 1900
Gr. Mt. 2000
MTCOM
2000
Mt. Con
MTCOM
Green Mt.
2000
STEM
1900
STEWART



Mountain Con 1900 3rd Floor
Green Mountain 2000-3

Mt. Con Mt. Con
1800 1700

278 279 280 281 282 283 284 285 286 287 288 289

Steward
Mt. Con
1700-2
1900-2

A1729R

A1787E
A1788E

A1779E
A1774E
A1775E
A1776E
A1777E
A1778E
A1779E
A1780E
A1781E
A1782E
A1783E
A1784E
A1785E
A1786E
A1787E
A1788E
A1789E
A1790E
A1791E
A1792E
A1793E
A1794E
A1795E
A1796E
A1797E
A1798E
A1799E
A1800E

A1799E

A1799E

A1779E
A1778E
A1777E
A1776E
A1775E
A1774E
A1773E
A1772E
A1771E
A1770E
A1769E
A1768E
A1767E
A1766E
A1765E
A1764E
A1763E
A1762E
A1761E
A1760E
A1759E
A1758E
A1757E
A1756E
A1755E
A1754E
A1753E
A1752E
A1751E
A1750E
A1749E
A1748E
A1747E
A1746E
A1745E
A1744E
A1743E
A1742E
A1741E
A1740E
A1739E
A1738E
A1737E
A1736E
A1735E
A1734E
A1733E
A1732E
A1731E
A1730E
A1729E
A1728E
A1727E
A1726E
A1725E
A1724E
A1723E
A1722E
A1721E
A1720E
A1719E
A1718E
A1717E
A1716E
A1715E
A1714E
A1713E
A1712E
A1711E
A1710E
A1709E
A1708E
A1707E
A1706E
A1705E
A1704E
A1703E
A1702E
A1701E
A1700E

Steward
Mt. Con
1700-2
1900-2

A1779E

A1780E

A1781E

A1782E

A1783E

A1784E

A1785E

A1786E

A1787E

A1788E

A1789E


A1790E

Steward
Mt. Con
1700-2
1900-2

289 290 291 292 293 294 295 296 297 298 299 300

359
358
357
356
355
354
353
352

Mt. Con 1900
Gr. Mt. 2000
Mt. Con
Mt. Con
Mt. Con
Green Mt.
Stem
Stem



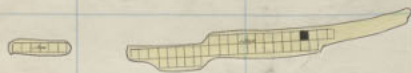
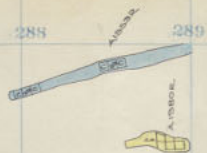
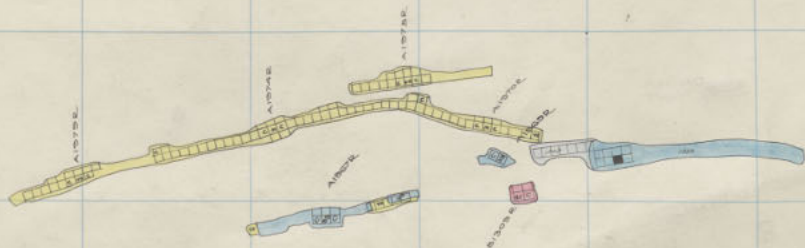
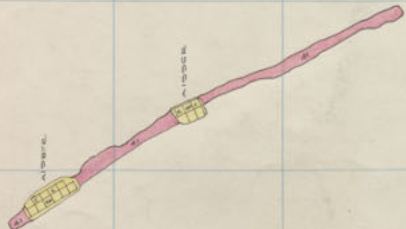
Mountain Con 1900 2nd floor.
Green Mountain 2000-2

Mt. Con Mt. Con
1800 1700

278 279 280 281 282 283 284 285 286 287 288 289

A1738K

A1738H



A1738M

GREEN MT. D I.A.
1800 1800



Steward
Mt. Con
1700-1
1900-1

A1738N

A1738O

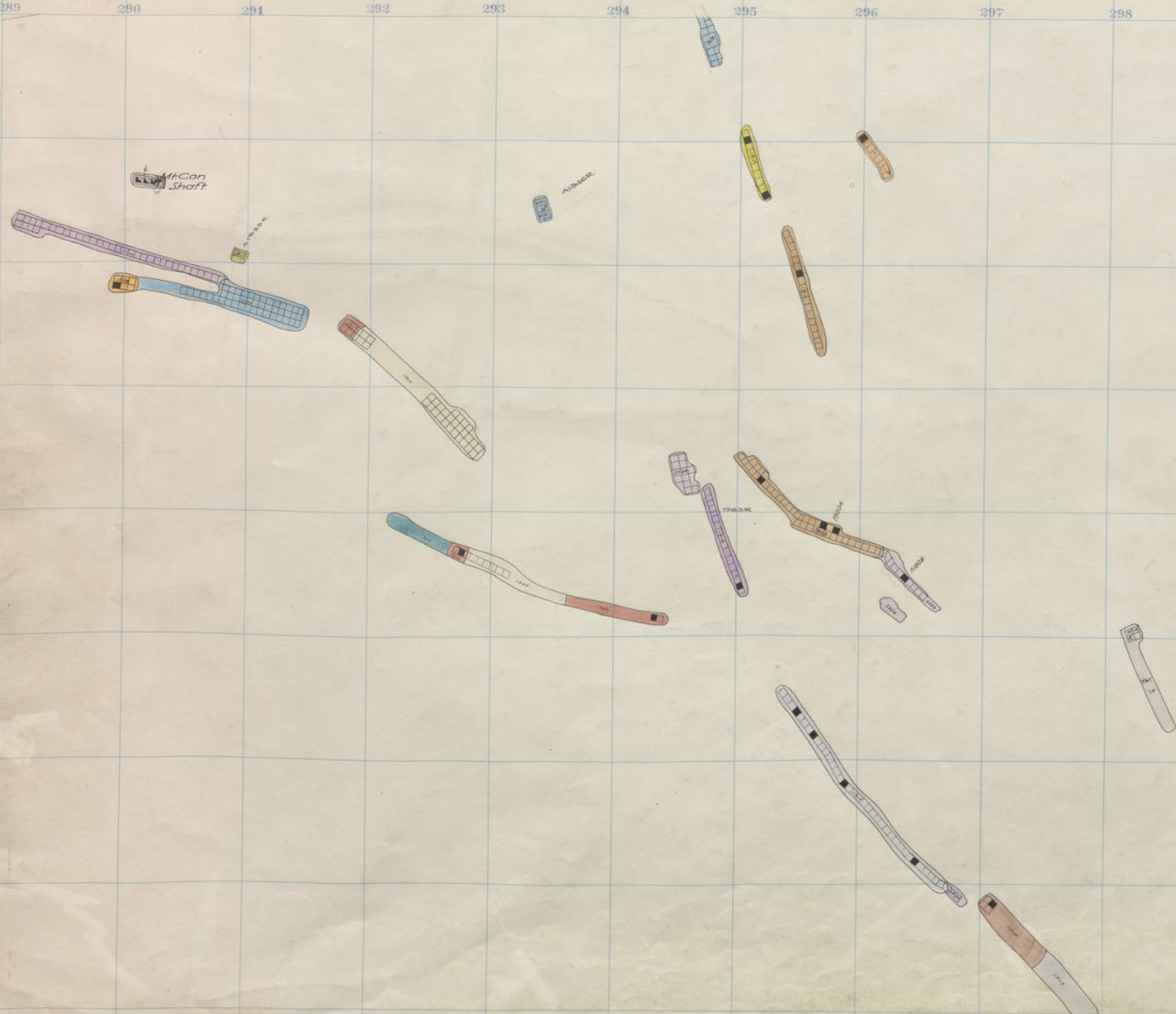
A1738P

A1738Q

A1738R



MT CON 1900
GR MT 2000
MT CON 2000
MT CON
MT CON
GREEN MT
STEM 1700
STEWART

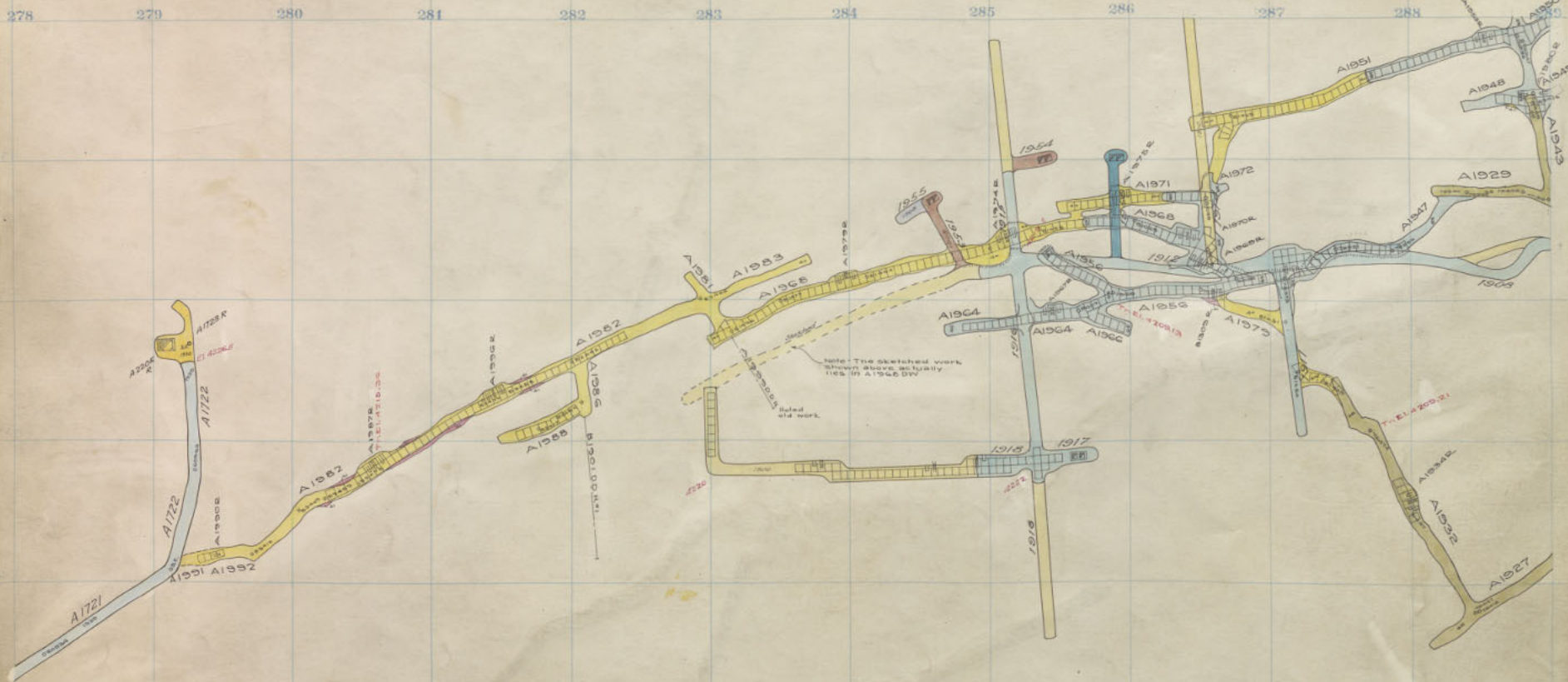



Mountain Cor 1900 1st floor
Green Mt 2000-1

Mt. Con
1800
1700

GREEN MT. D.I.A.
1800
1700

STEW
1700





Mountain Con 1900 Sill.
 Green Mt 2000 Sill

Mt. Con 1900
 Mt. Con 2000
 Mt. Con
 Mt. Con
 Mt. Con
 Green Mt
 Steward

Mt. Con 1800
1800 1800

Mt. Con 1900
GRMT 2000

GREEN MT. D.I.A.
1800 1800

STEW
1900

A2306K

A1930E

A1931E

A1932E

A1933E

A1934E

A1935E

A1936E

A1937E

A1938E

Mt. Con 2200-36 & 2000-12
Steward 1900-26



359

Mt. Con Shaft

358

357

356

355

354

353

352



Mt. Con

Mt. Con

Mt. Con

Green Mt.

Steward

278 279 280 281 282 283 284 285 286 287 288 289

Mt. Con 1800
1800 1800

Mt. Con 1800
1800 2000

Stew Mt. D.I.A.
1800 1800

A 2305 R



Mt. Con. 2200-35 & 2000-11
Steward 1900-25

A 1805 R



A 1805 R



A 1805 R



A 1805 R

A 1805 R

A 1805 R

A 1805 R

A 1805 R

A 1805 R

289 290 291 292 293 294 295 296 297 298 299 300

359

358

357

356

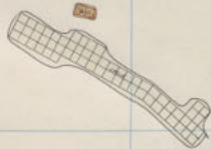
355

354

353

Mt-Con Shaft

A2086



A2087

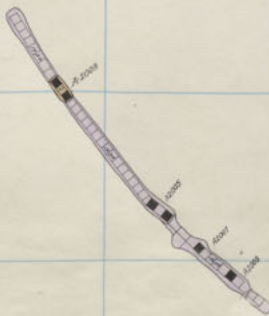


A2088



A2089

A2090



A2091

A2092

A2093

A2094

Mt-Con 2000

Mt-Con

Mt-Con

Green Mt

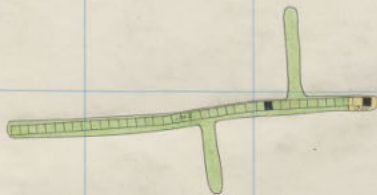
Steward

Mt. Con 1800
1800 1800

Mt. Con 1900
1900 2000

Stew Mt. DIA.
1800 1800

A2296R



Mt. Con 2200-34 & 2000-10
Steward 1900-24

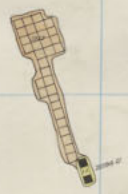
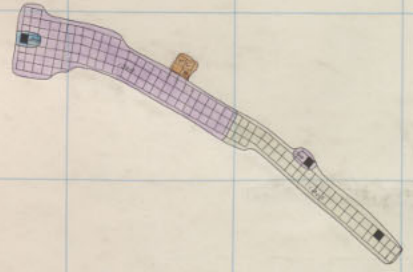
289 290 291 292 293 294 295 296 297 298 299 300

359
358
357
356
355
354
353

MT Con Staff

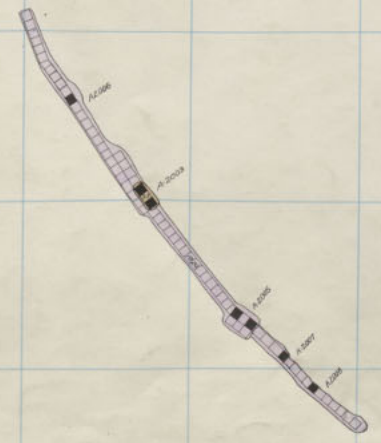
110

1000



1000

1000



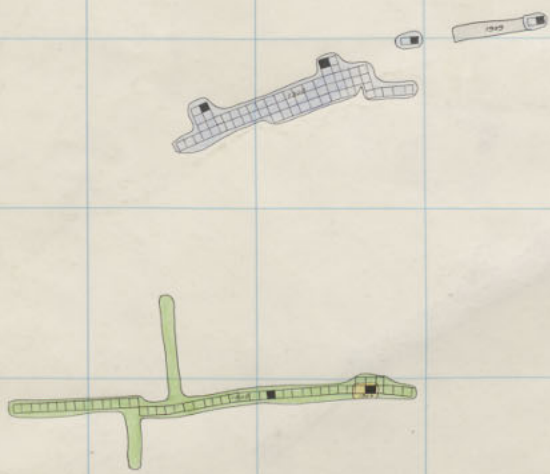
MT CON
MT CON
MT CON
GREEN MT
STEWART

Mt. Con 1800
1800-1850

Mt. Con 1800
1850-2000

Stew Mt. DIA.
1800-1900

A 2306R



Mt Con 2200-33 & 2000-9
Steward 1900-23

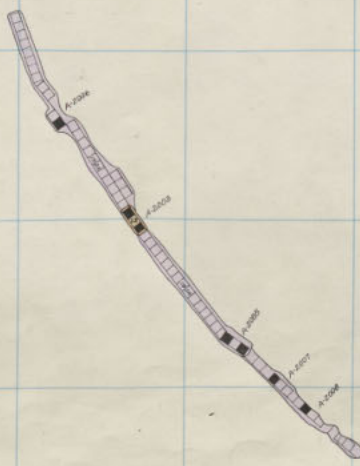
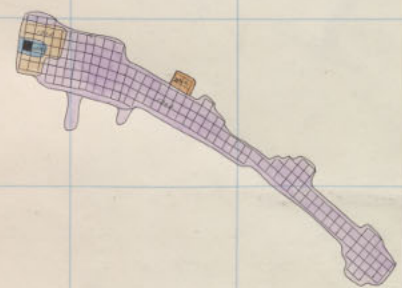
289 290 291 292 293 294 295 296 297 298 299 300

359
358
357
356
355
354
353

Mt. Con Shaft

A-2082

113




Mt. Con
Mt. Con
Mt. Con
GREEN Mt.
STEWART

Mt. Con 1800
1800-1822

Mt. Con 1900
1900-2000

Stew Green Mt. Dia.
1800-1900

A 2005 R



Mt. Con 2200-32 & 2000-8
Steward 1900-22



A 1800-18

A 1800-18

A 1800-18

A 1800-18

A 1800-18

289 290 291 292 293 294 295 296 297 298 299 300

359

358

357

356

355

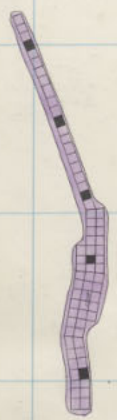
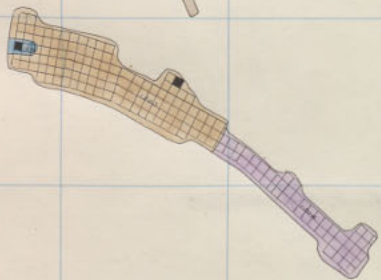
354

353

352

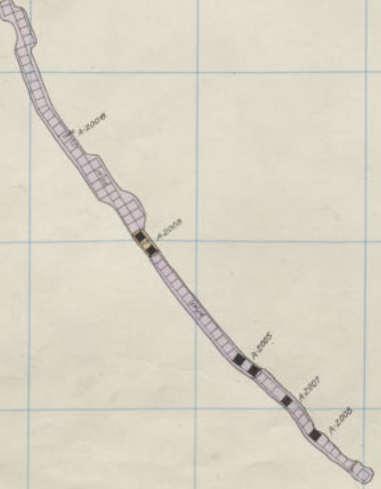
Mt. Con Shaft

ADORE



ADORE

ADORE



MT CON 2000

MT CON

MT CON

GREEN MT

STEWART

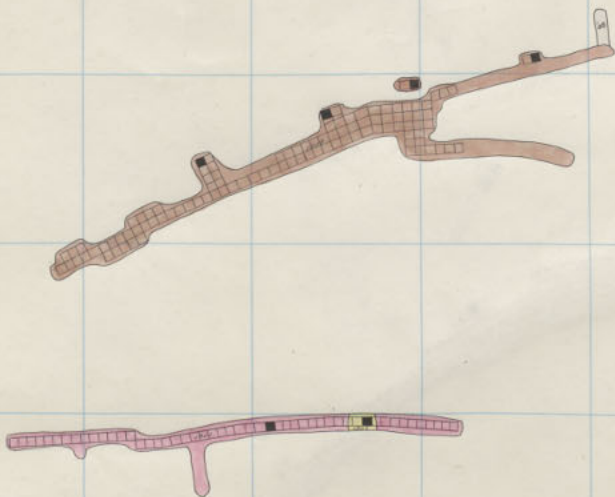
278 279 280 281 282 283 284 285 286 287 288 289

Mt. Con 1800-1850

Mt. Con 1900-1950

Stew Mt. 1900-1950

APPOGE



Mt. Con 2200-31 & 2000-7
Steward 1900-21

APPOGE

APPOGE

359.9

358.8

357.7

356.6

355.5

354.4

353.3

352.2

Mt. Con Shaft

A 2018 E

A 2018 E

A 2018 E

A 2018 E

A 2018 E

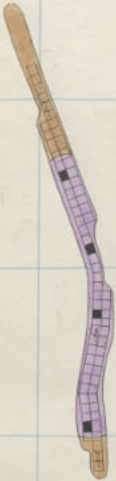
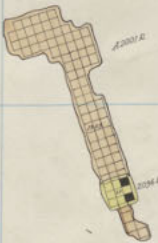
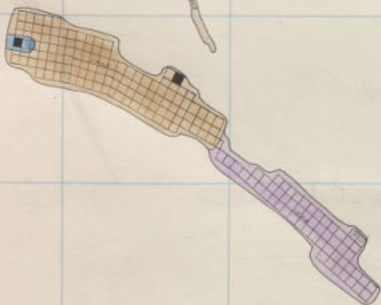
A 2018 E

A 2000

A 2000

A 2007

A 2008



MT CON 2000

MT CON 2000

MT CON 2000

GREEN MT 2000

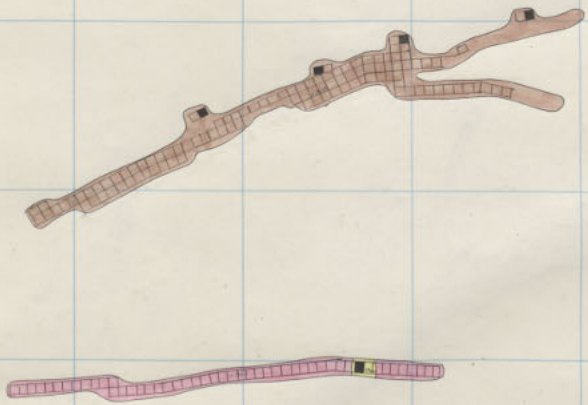
STEWART 2000

Mt. Con 1800-1850

Mt. Con 1900-1950

Stew Green Mt. Dia. 1900-1950

A2206E



Mt. Con Steward 2200-30 & 2000-6 1900-20.

STEW GREEN MOUNTAIN DIA. 1900-1950

289 290 291 292 293 294 295 296 297 298 299 300

359
358
357
356
355
354
353
352

MT Con Shaft

A208E

A209

A207E

A208E

A209E

A208E

A208E

A209E

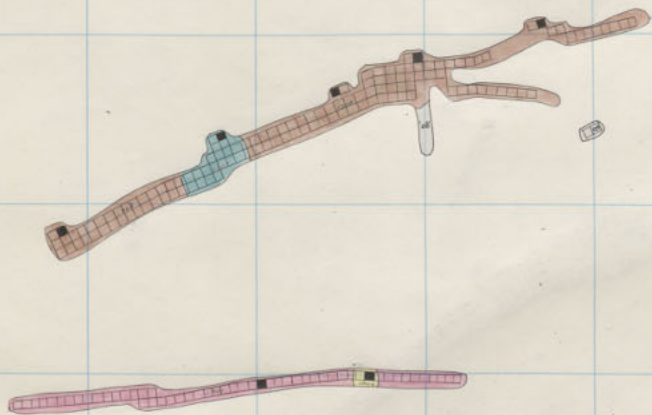
A208E

Mountain Con 2000 6th floor



MT CON 2000
MT CON 2000
MT CON 2000
GREEN MT 2000
STEWART 2000

A 2206 E

Mt. Cor,
Steward2200-29.5-2000-5
1900-19.

289 290 291 292 293 294 295 296 297 298 299 300

359

358

357

356

355

354

353

352

Mr Con Shaft

2008

A-1009

2008 2

2008 3

2008 4

2008 5

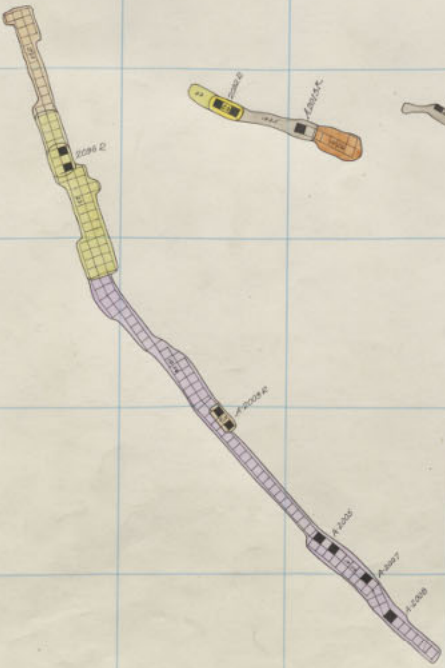
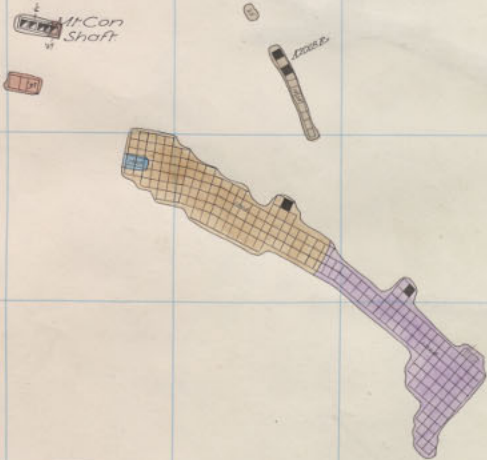
A-2008 6

A-2008

A-2007

A-2006

Mountain Con 2000 5th floor



MT CON 2000

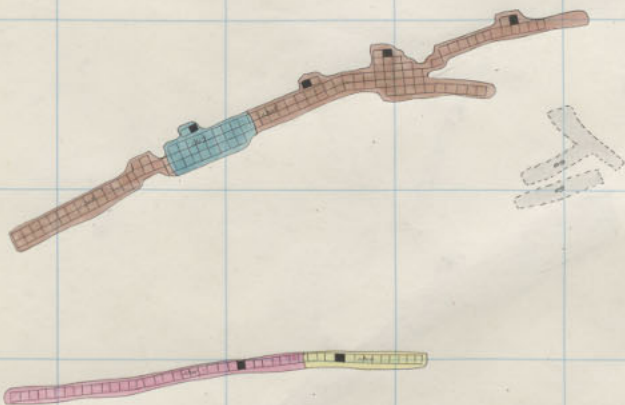
MT CON 5100

MT CON 2100

GREEN MT 2100

STEWART 1000

2208E

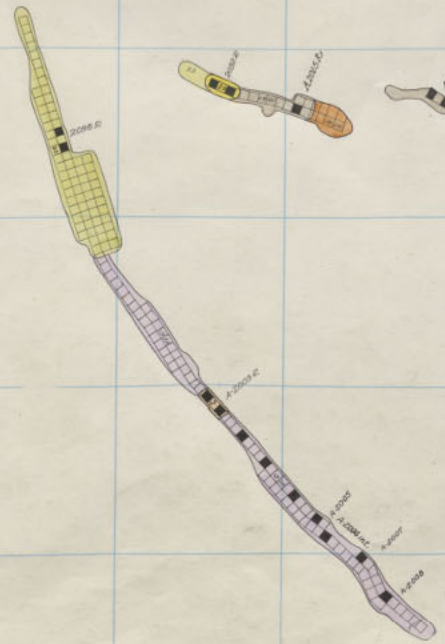
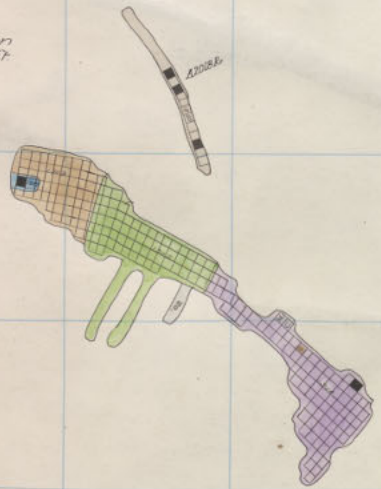


STEW GREEN MT DIA.
1900

289 290 291 292 293 294 295 296 297 298 299 300

359
358
357
356
355
354
353
352

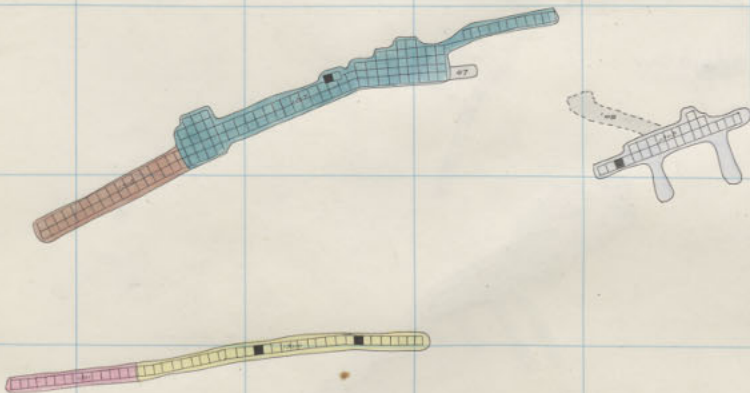
Mt Con Shaft



Mt Con 2000
Mt Con 2100
Mt Con 2200
Green Mt 2300
Straw 2400

Mt. Con
1800Mt. Con 1900
Gr Mt 2000Stew
Green Mt.
1200

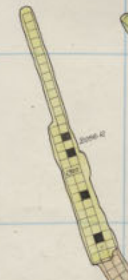
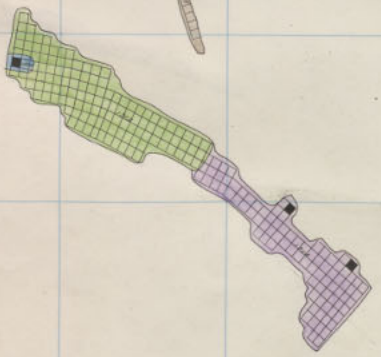
#2206R



289 290 291 292 293 294 295 296 297 298 299 300

359
358
357
356
355
354
353
352

Mr. Con Shaft



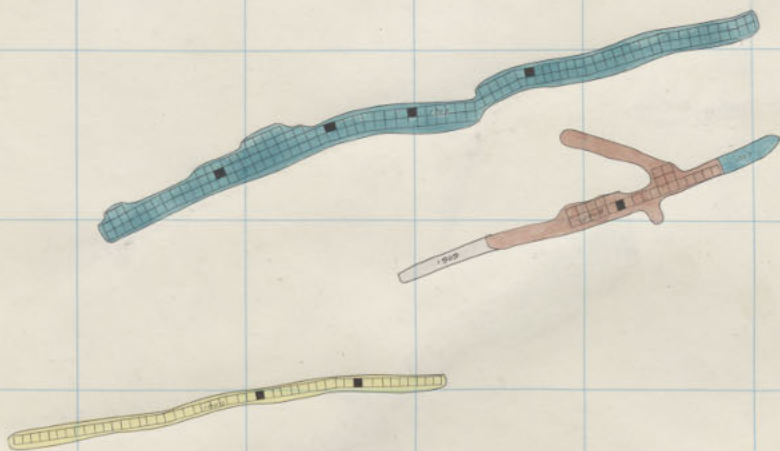
MT. CON 2000
MT. CON 2100
MT. CON 2200
GREEN MT. 2300
ST. WARD 2400

Mt. Con
1800

Mt. Con 1900
Gr Mt 2000

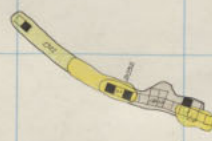
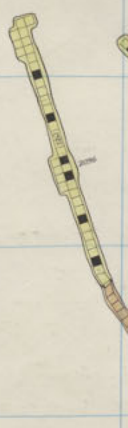

Stew Green Mt. Dia.
1200

1306R



289 290 291 292 293 294 295 296 297 298 299 300

359
358
357
356
355
354
353
352



Mountain Con 2000 2nd floor

Mt. Con 2000
Mt. Con 2100
Mt. Con 2200
Green Mt. 2300
Straw 2400

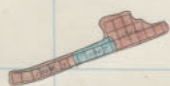
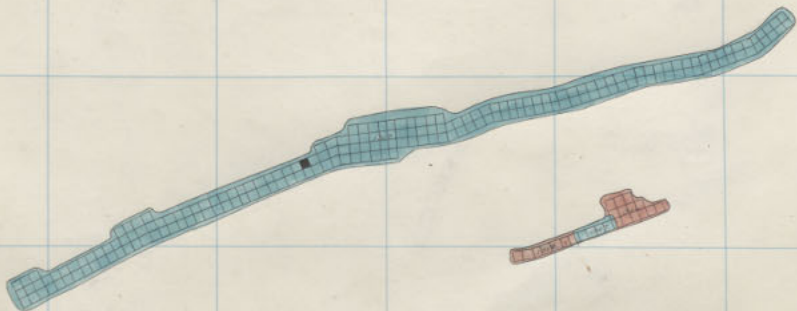
278 279 280 281 282 283 284 285 286 287 288 289

Mt. Con. Mt. Coy
1800

Mt. Coy 1900
1800

Stew. Green Mt. Dia.
1800

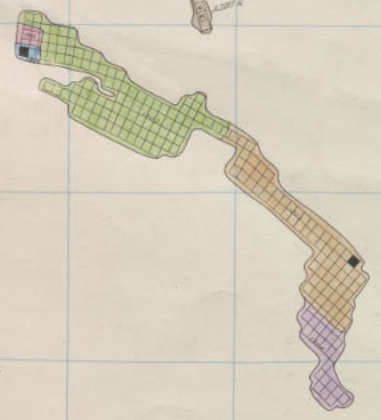
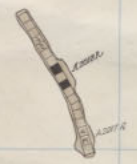

A 2208 R



Mt. Con. 2200-25
2000-1

289 290 291 292 293 294 295 296 297 298 299 300

359
358
357
356
355
354
353
352



Mt. Con 2000
Mt. Con 2100
Mt. Con 2200
Green Mt. 2300
Straw 2400

278 279 280 281 282 283 284 285 286 287 288 289

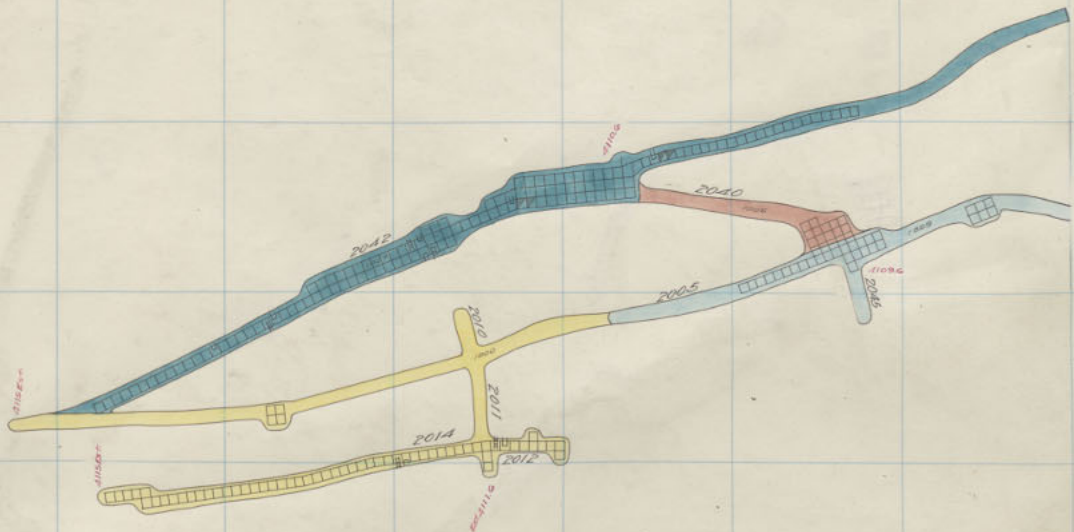
Mt. Con 1800
1500

Mt. Con 1900
1700

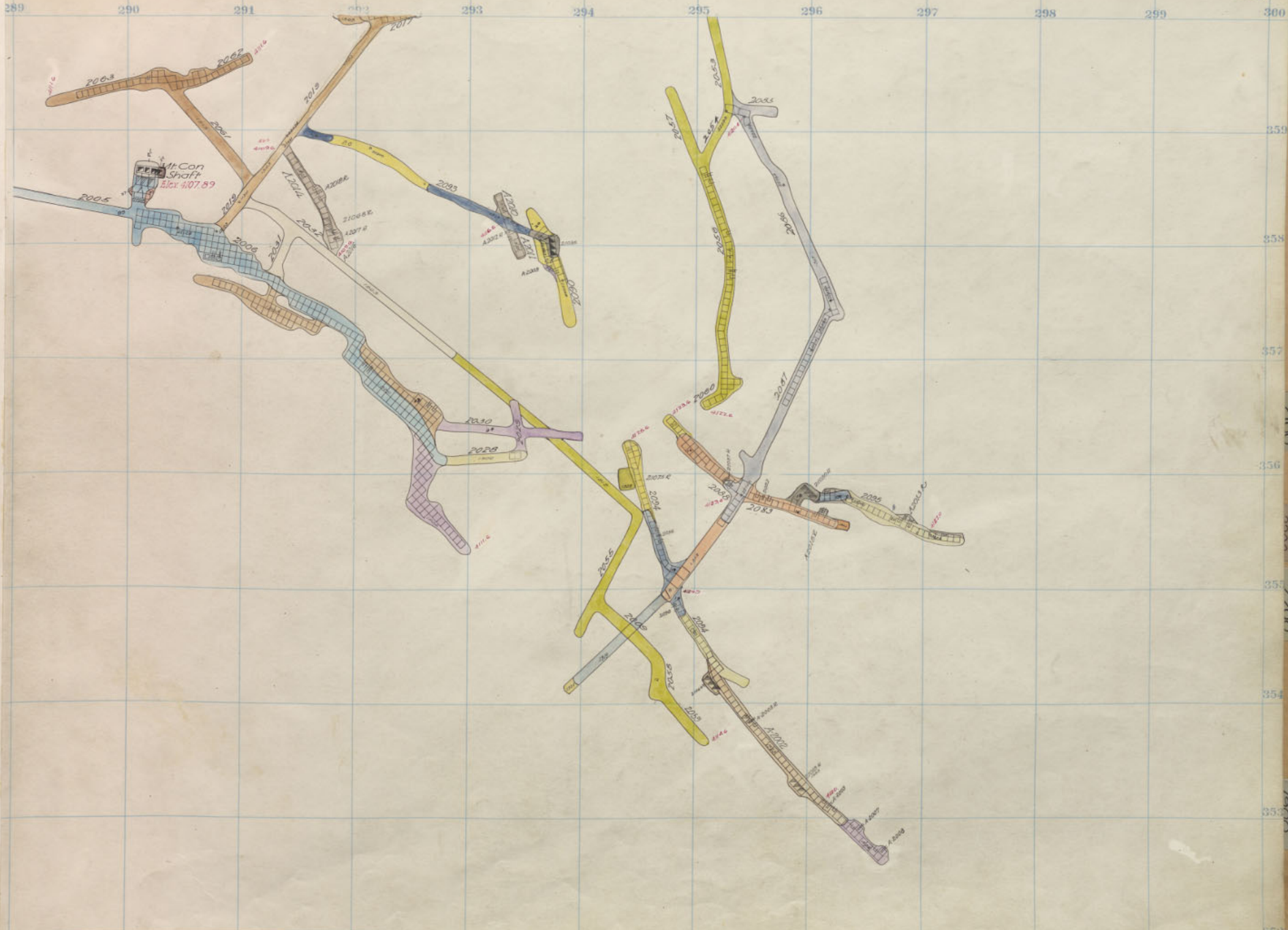
Mt. Con 2000

Stew Green Mt. Dia.
1500

A2205E



289 290 291 293 294 295 296 297 298 299 300



359
358
357
356
355
354
353
352

Mt. Con
2100
Mt. Con
2100
Green Mt
2700
Straw
1900

278 279 280 281 282 283 284 285 286 287 288 289

Mt. Con
1800
1900

Mt. Con
1900
2000

Mt. Con
2000

Stew
1700
1800
Green Mt.
DIA.

A2205R

1200

1200

1200

1200

Mt. Con
2200-23
2100-10

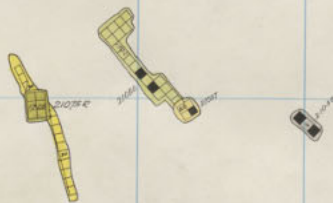
359

MT Con
Shaft



358

357



356

355

354



353

352

Mountain Con 2100 10th Fl

MT Con
2100

MT Con
2100

GREEN Mt
2200

STRIPED
1900

2208-E







STEW GREEN MT DIA.
1700 1500 1800

MT CON
2000

MT CON 1900
GE MT 2000

MT CON MT CON
1800 1500

Mt. Con

2200-22
2100-9

289 290 291 292 293 294 295 296 297 298 299 300

359
358
357
356
355
354
353

Mt. Con Shaft



Mt Con
2100

Mt Con
5500

Green Mt
2200

STRWARD
1900

Mountain Con 2100 9th Floor

278 279 280 281 282 283 284 285 286 287 288 289

Mt. Con
1800
1900

Mt. Con
1900
2000

Mt. Con
2000

Stew
Green Mt.
1900

A220K

A220K

A220K



Mt. Con
2200-21
2100-8

289 290 291 292 293 294 295 296 297 298 299 300

359

358

357

356

355

354

353

352

Mt Con Shaft

2068 R

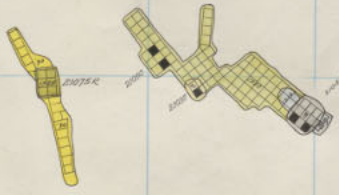
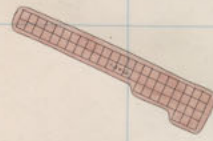
2055 R

2075 R

2080

2084

2082
2083 R



Mt Con
2100

Mt Con
3500

Green Mt
2200

Steward
1900

Mountain Con 2100 8th floor

278 279 280 281 282 283 284 285 286 287 288 289

Mt. Con
1800
1900

Mt. Con 1900
Gr Mt 2000

Mt. Con
2000

Stew Green Mt. Dia.
1900
1800

A22062

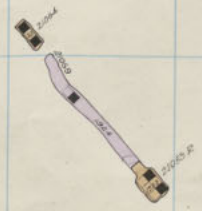
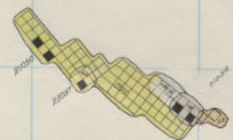
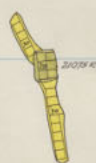
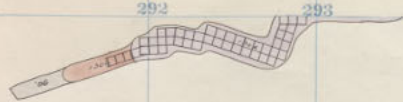
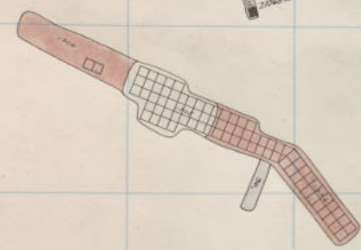


Mt. Con 2200-20
2100-7

289 290 291 292 293 294 295 296 297 298 299 300

359
258
357
356
355
354
353
352

Mt Con Shaft



Mt Con 2100
Mt Con 2000
Green Mt 2200
Steward 1900

Mountain Con 2100 7th Floor

278 279 280 281 282 283 284 285 286 287 288 289

Mt. Con
1800
1900

Mt. Con
1900
2000

Mt. Con
2000

Stew
Green Mt.
1900
DIA.
1900

A 2206 R



289 290 291 292 293 294 295 296 297 298 299 300

359

358

357

356

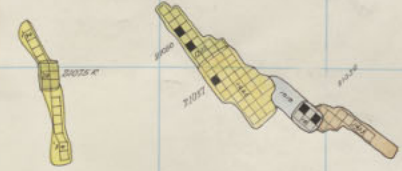
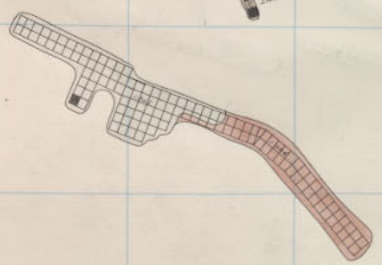
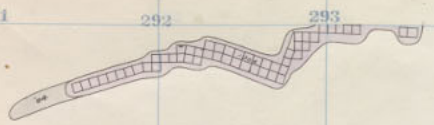
355

354

353

352

Mt. Con Shaft



Mt. Con
2100

Mt. Con
2200

Green Mt
2200

Starvation
1900

Mountain Con 2100 6th Floor


Mt. Con
1800
1900

Mt. Con
1900
2000

Mt. Con
2000

Stew
Green Mt.
1900

As2062



289 290 291 292 293 294 295 296 297 298 299 300

359

358

357

356

355

354

353

352

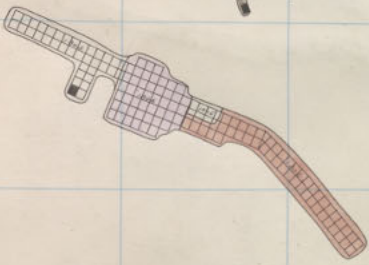
Mt Con Shaft



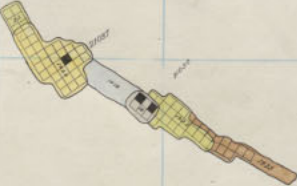
210622



210622



21075 R



210757



210754



21075 R



210640

Mt Con 2100

Mt Con 2200

Green Mt 2200

Steward 1900

Mountain Con 2100 5th floor


Mt. Con 1800
1900

Mt. Con 1900
2000

Mt. Con 2000

Stew Green Mt. Dia.
1800
1900

A 2206 R



289 290 291 292 293 294 295 296 297 298 299 300

359

358

357

356

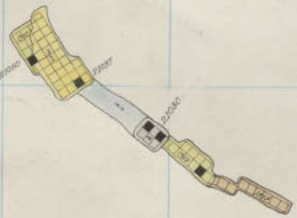
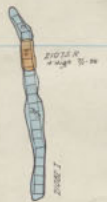
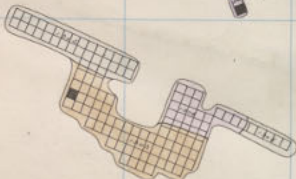
355

354

353

352

Mr. Con Shaft



Mt. Con 2100

Mt. Con 2200

Green Mt. 2200

Steward 1900

Mountain Con 2100 1st Floor

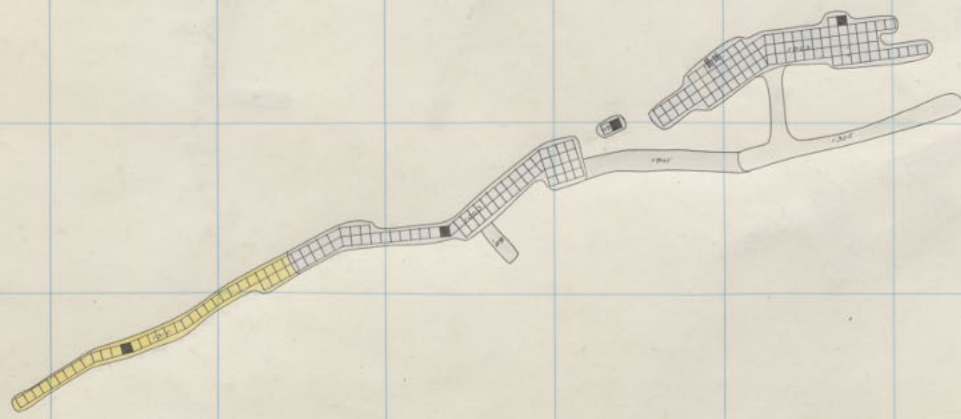
Mt. Con
1800

Mt. Con 1900
GE Mt 2000

Mt. Con
2000

Stew Green Mt. Dia.
1800

422866



389 290 291 292 293 294 295 296 297 298 299 300

359

358

357

356

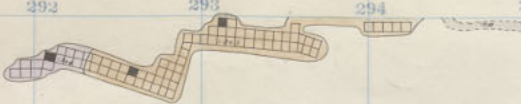

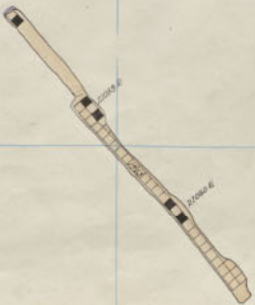
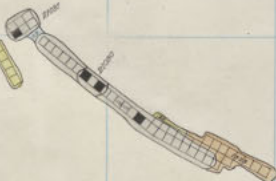
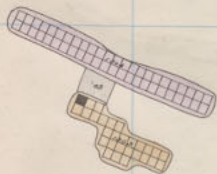
355

354

353

352

Mt Con Shaft



Mountain Con 2100 3rd Floor

MT CON 2100

MT CON 2200

GREEN MT 2200

STWARD 1900

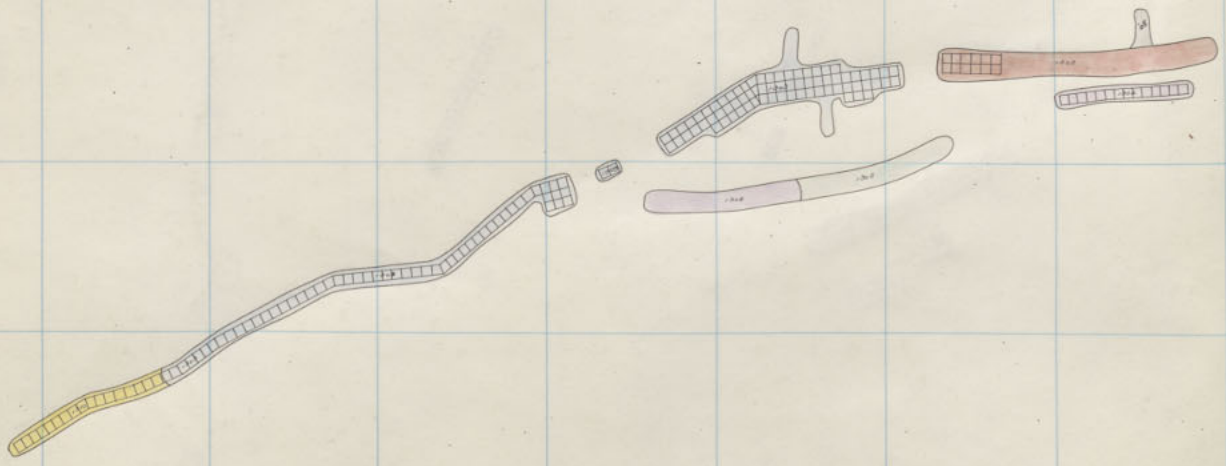
Mt. Con Mt. Con 1800

Mt. Con 1900
Mt. 2000

Mt. Con 2000

Stew Green Mt. Dia. 1800
1900

A 2200R



289 290 291 292 293 294 295 296 297 298 299 300

359

358

357

356

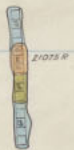
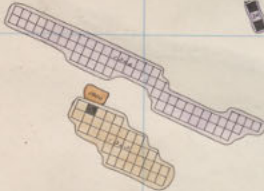
355

354

353

352

Mt Con Shaft



Mountain Con 2100 2nd Floor

Mt. Con 2100

Mt. Con 2200

Green Mt 2200

Steward 1900

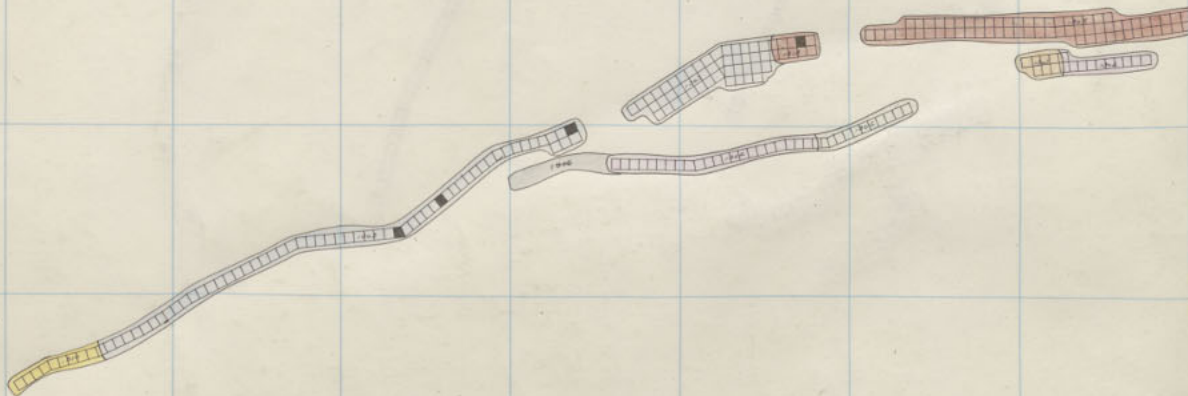
Mt. Con. Mt. Con. 1500

Mt. Con. 1900
Mt. Mt. 2000

Mt. Con. 2000

Stew. Green Mt. Dia. 1500

A2206 R



389 390 391 392 393 394 395 396 397 398 399 400

326

359

358

357

356

354

353

352

Mr. Con Shaft

Camel

This slope dips north
with the floor


Mountain Con 2100th Floor

MT CON
2100

MT CON
2200

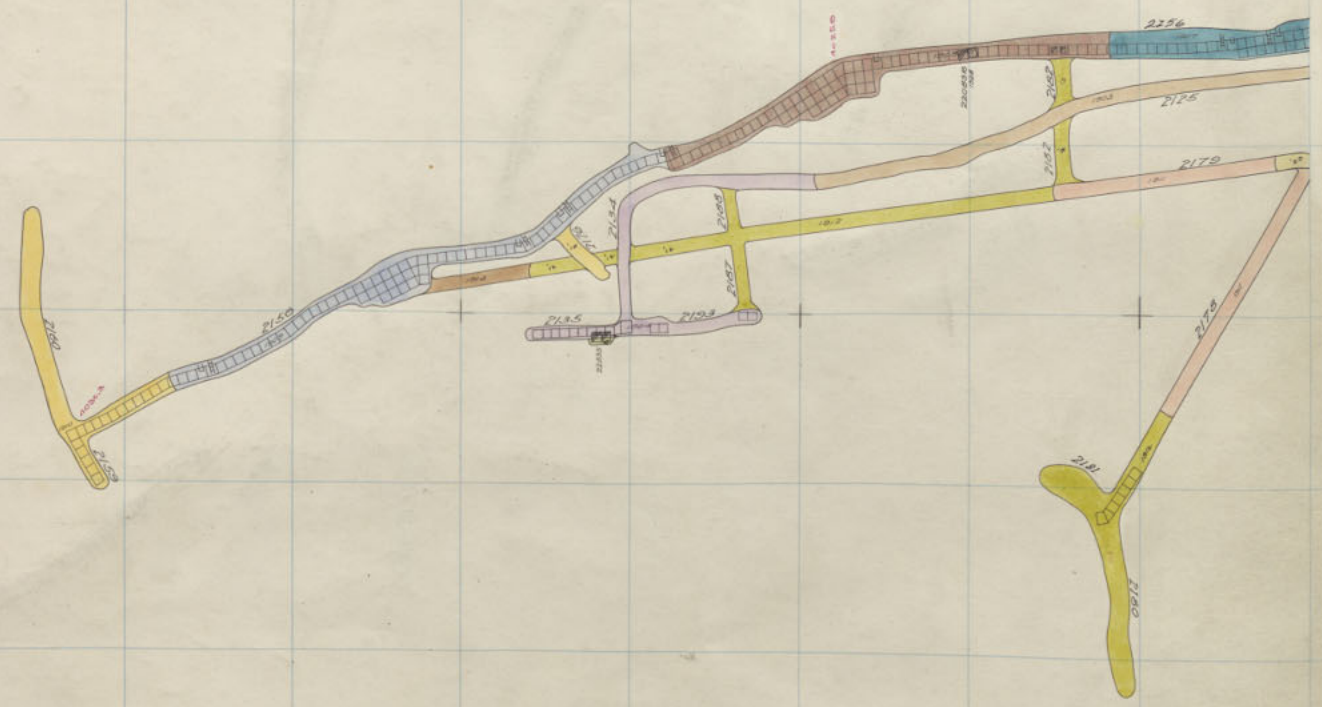
GREEN MT
2200


STWARD
1900



Mt. Con 1500
Mt. Con 1800
Mt. Con 1900
Mt. Con 2000
Mt. Con 2100
Green Mt. 2200
Green Mt. 1800
Stew 1700

A 2286 F





Mt Con 2200

Steward 1900

MT CON
1500

MT CON 1900
GREEN MT 2000

MT CON
2000

MT CON
2100

STEW GREEN M- GREEN MT
1500 2200

A2206K

286K

289

285

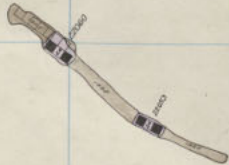
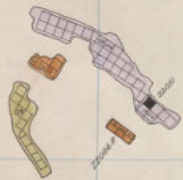
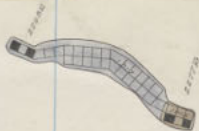
286

289 290 291 292 293 294 295 296 297 298 299 300

359
358
357
356
355
354
353

22016e

Mt Con Shaft



Mt Con 2200

STEWART 1900

278 279 280 281 282 283 284 285 286 287 288 289

Mt CON
1800

Mt CON 1900
GE MT 2000

Mt CON
2000

Mt CON
2100

STEW GREEN M- GREEN MT
1800 2200

STEWARD
1900

18226K

20000

20000

18227



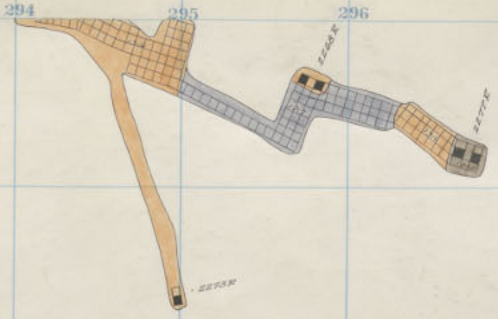
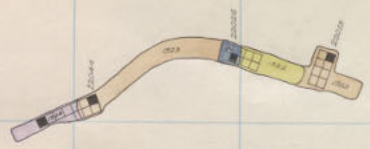
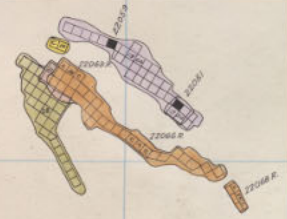

289 290 291 292 293 294 295 296 297 298 299 300

329

359
358
357
356
355
354
353
352

Mt. Con
2200

Mountain Con 2200 11th Floor



Mt Con 1500

Mt Con 1900
Green Mt 2000

Mt Con 2000

Mt Con 2100

Stew Green M - Green Mt
1200 1500 2200

Steward 1900

A 2206 E

2007 E

2007 E

2007 E



289

290

291

292

293

294

295

296

297

298

299

330

300

359

358

357

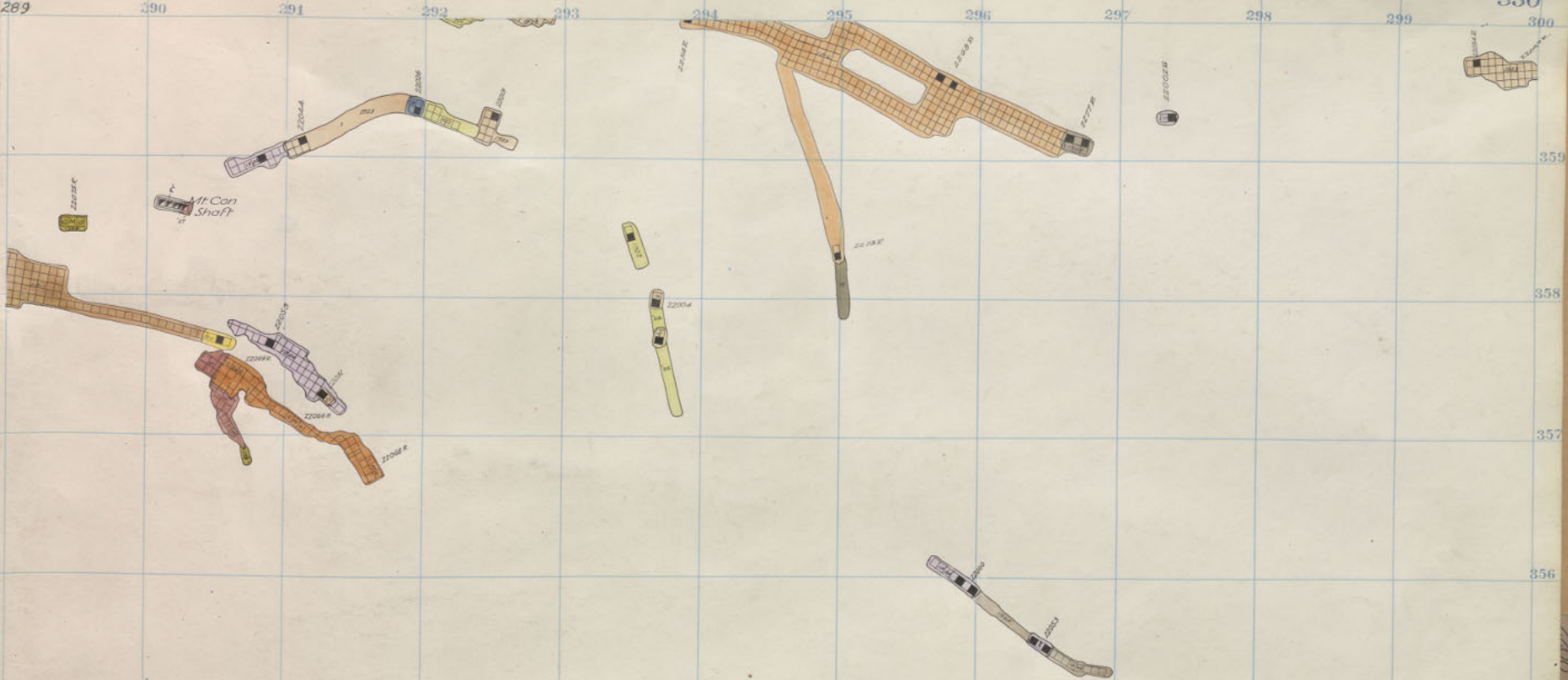
356

355

354

353

352



Mt. Con Shaft

Mountain Con 2200 10th Floor

Mt. Con 2200

Mt CON
1500
1500

Mt CON 1900
GR MT 2000

Mt CON
2000

Mt CON
2100

Stew GREEN M- GREEN Mt.
1500 2200

Steward
1900

A7206K

A7206K

A7206K



289 290 291 292 293 294 295 296 297 298 299 300

359

358

357


356

355

354

353

352



Mt. Con
2200

Mt CON 1500

Mt CON 1900

Mt CON 2000

Mt CON 2100

STEW GREEN M- GREEN MT 1500


STEWARD 1900

A 2000

2000

2000

2000



Mt. Con 2200

Mt Con Mt Coy
1800 1900

Mt Con 1900
Green Mt 2000

Mt Con
2000

Mt Con
2100

Stew Green M - Green Mt.
1900 2000

Steward
1900

2000K

2171K

2000K

2000K



289 290 291 292 293 294 295 296 297 298 299 300

333

359

358

357


356

355

354

353

352



Mt Con 2200

Mountain Con 2200 7th Floor

Mt Con 1500
Mt Con 1800

Mt Con 1900
Mt Con 2000

Mt Con 2000

Mt Con 2100

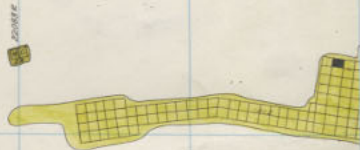
Stew Green M - Green Mt.
1200 1500 2200

Steward 1900

A2388R

C2171C

C21338R



289 290 291 292 293 294 295 296 297 298 299 300

359

358

357


356

355

354

353

352



Mt Con 2200

Mountain Con 2200 6th Floor

Mt CON 1800

Mt CON 1900

Mt CON 2000

Mt CON 2100

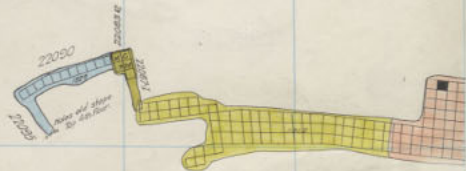
Stew Green-M-Green Mt 2200

Steward 1900

A 2066

C21718

C21336



289 290 291 292 293 294 295 296 297 298 299 300

359

358

357

356

355

354

353



Mt Con 2200

MT CON 1500

MT CON 1900
GREEN MT 2000

MT CON 2000

MT CON 2100

STEW GREEN M - GREEN MT
1900 2200

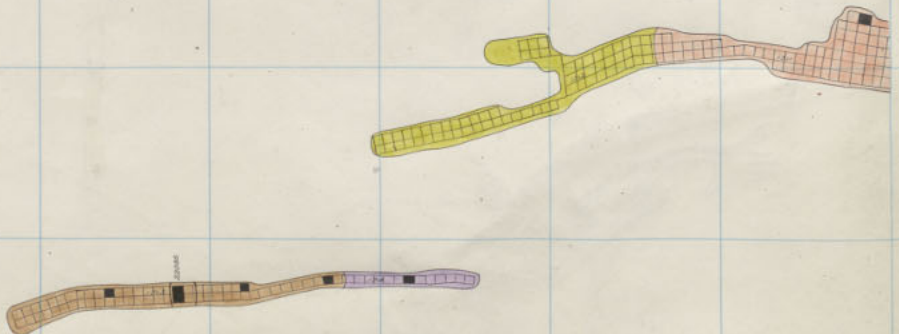
STEWARD 1900

42 AZDORR

53 CAWTE

CR1334

22566R



289 290 291 292 293 294 295 296 297 298 299 300



Mt Con 2200

Mt CON 1900
1800

Mt CON 1900
2000

Mt CON
2000

Mt CON
2100

Stew Green M- Green Mt.
1800 2200

Steward
1900

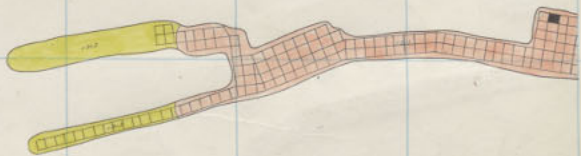
A2356

C21712

C21338

Z2094

Z2094



289 290 291 292 293 294 295 296 297 298 299 300

359

358

357

356

355

354

353

352



Mountain Con 2200 3rd Floor.

Mt. Con 2200

Mt. Con 1900
IPCC 1900

Mt. Con 1900
Gr Mt 2000

Mt. Con
2000

Mt. Con
2100

Stew Green M - Green Mt
1900 2200

Steward
1900

2100000

21710

21710

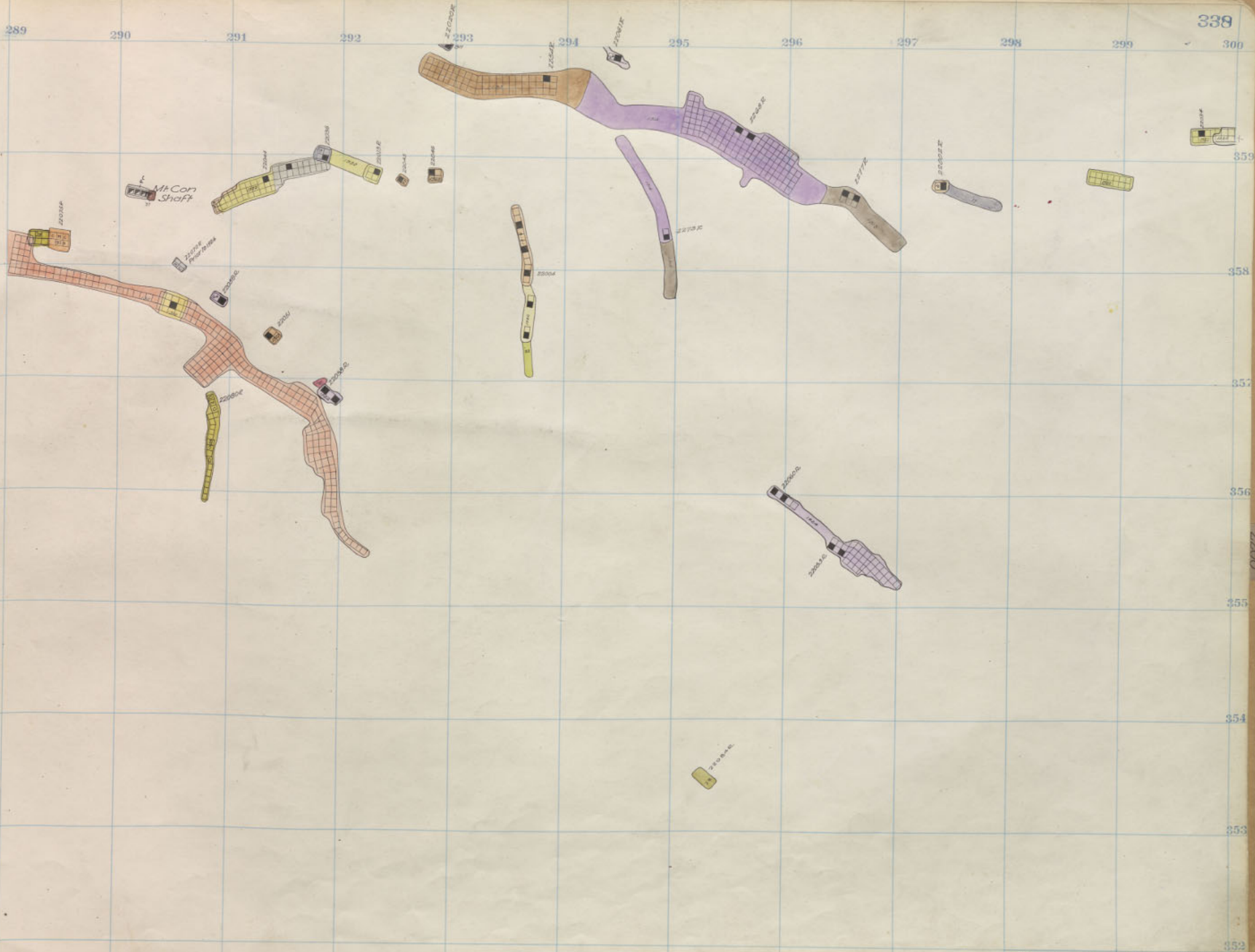
21330

21000



289 290 291 292 293 294 295 296 297 298 299 300

359
358
357
356
355
354
353
352



Mt Con 1900
1800

Mt Con 1900
1800

Mt Con 2000

Mt Con 2100

Stew Green M - Green Mt
1900

Steward 1900

2000 W

2000 E

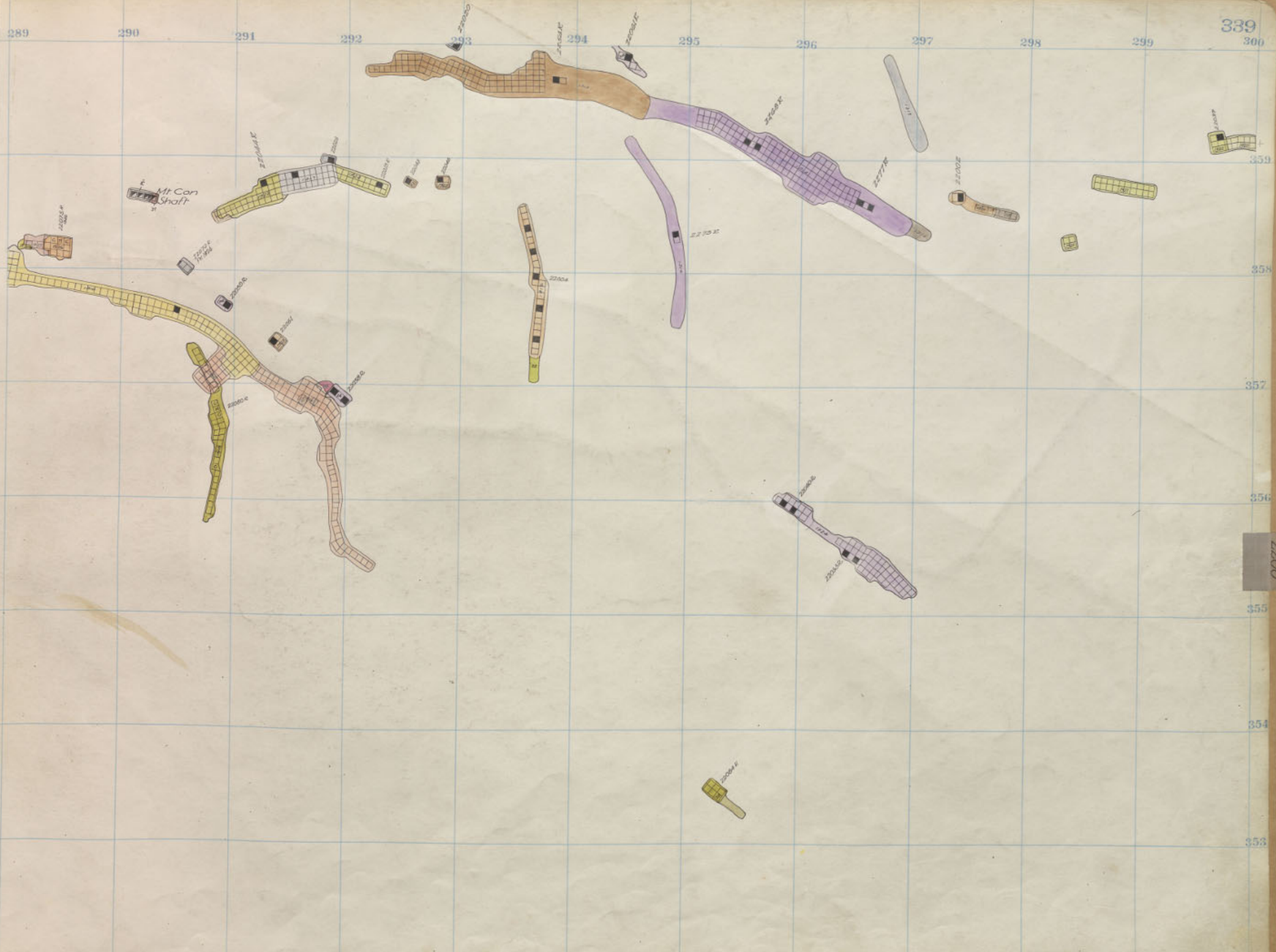
Camp

C2171R

C2172L

C2133R





Mt. Con
2200

Mt. Con 1900
1800

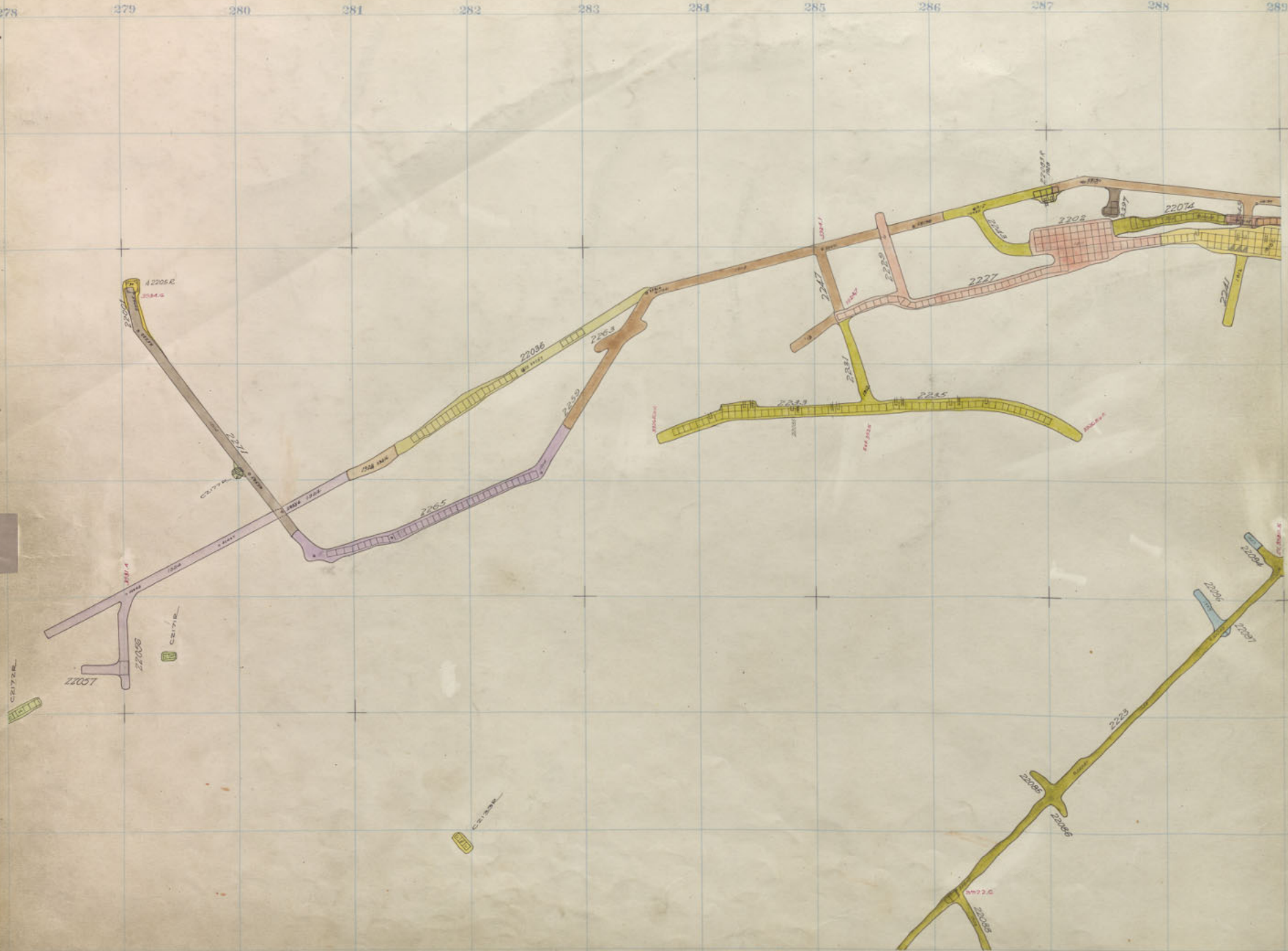
Mt. Con 1900
2000


Mt. Con 2000

Mt. Con 2100

Stew. Green M. Mt. Con
1900 2000 2100 2200

Steward 1900





278 279 280 281 282 283 284 285 286 287 288 289

Mt CON
1800

Mt CON 1900
Gr Mt 2000

Mt CON
2000

Mt CON
2100

STEW GREEN M- GREEN M- Mt CON
1700 1800 2200 2200

STEWARD
1900

289

290

291

292

293

294

295

296

297

298

299

300

341

359

358

357

356

355

354

353

352

Mt CON
1900Mt CON 1900
GR MT 2000Mt CON
2000Mt CON
2100STEW GREEN M- GREEN M- Mt CON
1900 1900 2200 2200STEWARD
1900

289

290

291

292

293

294

295

296

297

298

299

300

342

359

358

357

356

355

354

353

352

Mt CON
1800

Mt CON 1900
GE MT 2000

Mt CON
2000

Mt CON
2100

STEW GREEN Mt GREEN Mt
1800 2200 2200

Steward
1900

289

290

291

292

293

294

295

296

297

298

299

300

343

359

358

357

356

355

354

353

352

278 279 280 281 282 283 284 285 286 287 288 289

Mt Con 1800

Mt Con 1900
Green Mt 2000

Mt Con 2000

Mt Con 2100

Stew Green Mt 2200
Mt Con 1800

Steward 1900

289

290

291

292

293

294

295

296

297

298

299

344

300

359

358

357

356

355

354

353

352

STEWART
1900

STEWART GREEN MOUNTAIN
1900 2200

MT CON
2100

MT CON
2000

MT CON 1900
GREEN MOUNTAIN

MT CON
1800

STEWART
1900

STEWART GREEN MOUNTAIN
1800 2200

MT CON
2100

MT CON
2000

MT CON 1900
GREEN MOUNTAIN

MT CON
1800



