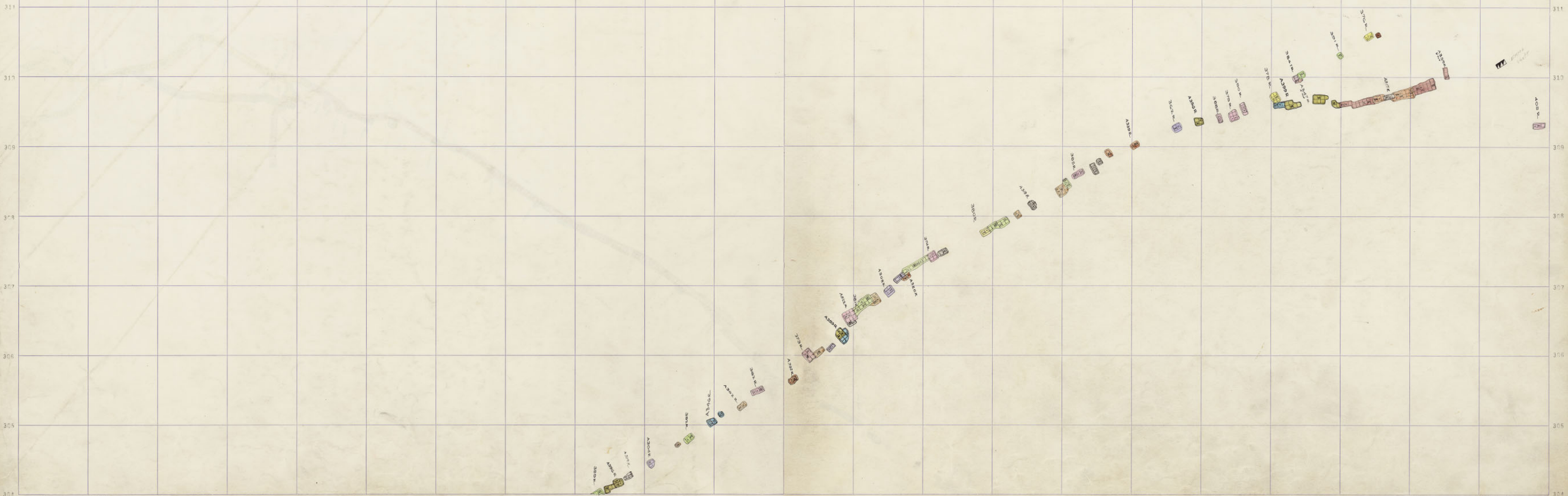
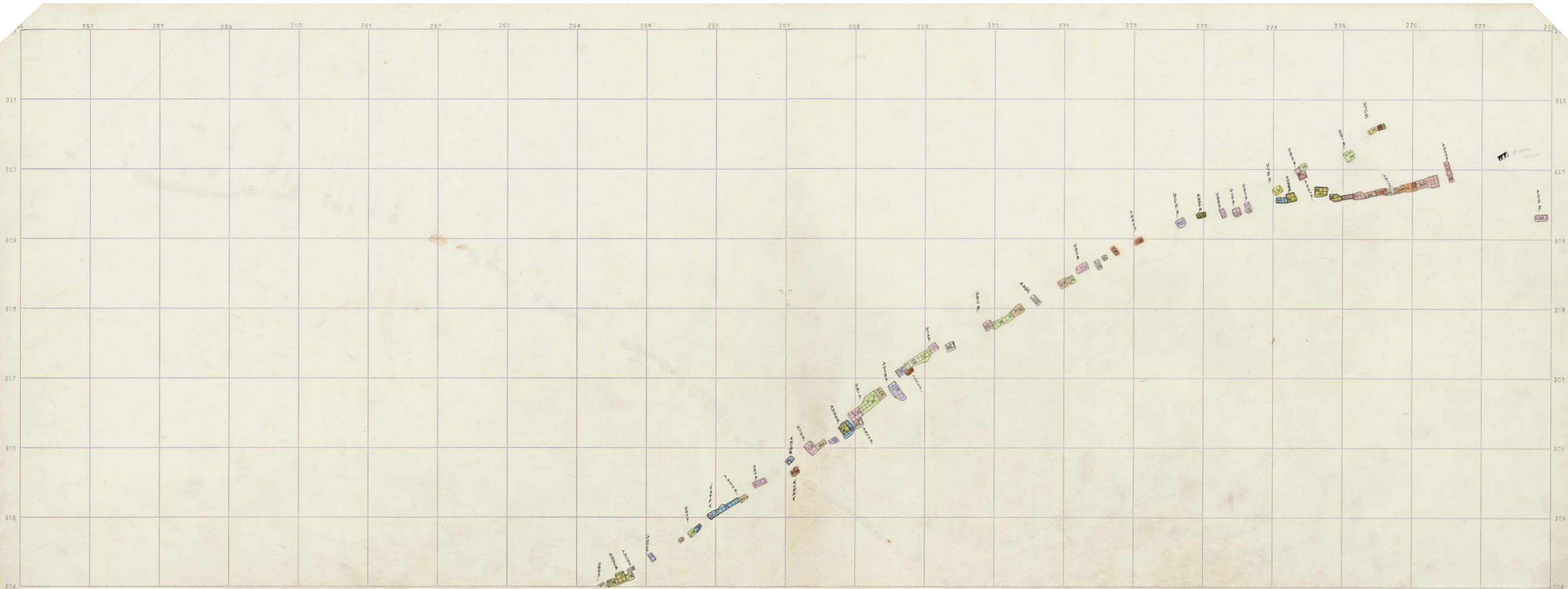
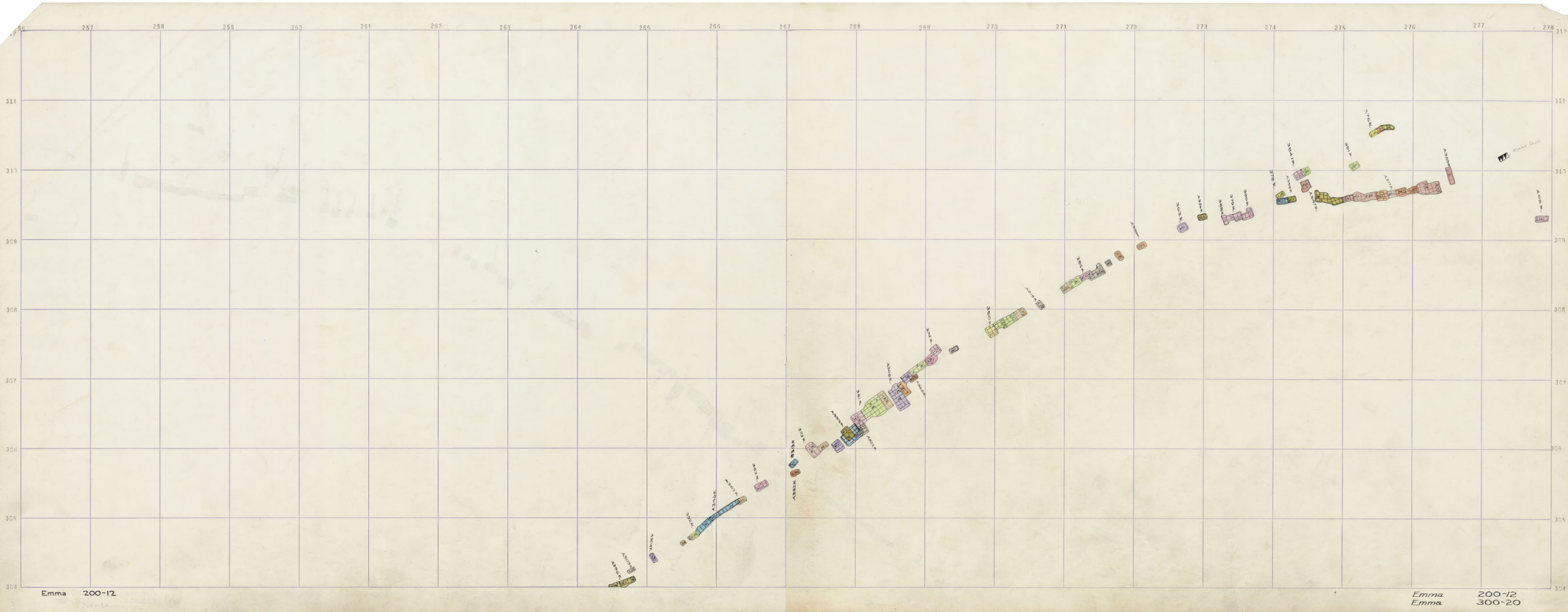


Emma 100 Sill

257 258 259 260 261 262 263 264 265 266 267 268 269 270 271 272 273 274 275 276 277 278

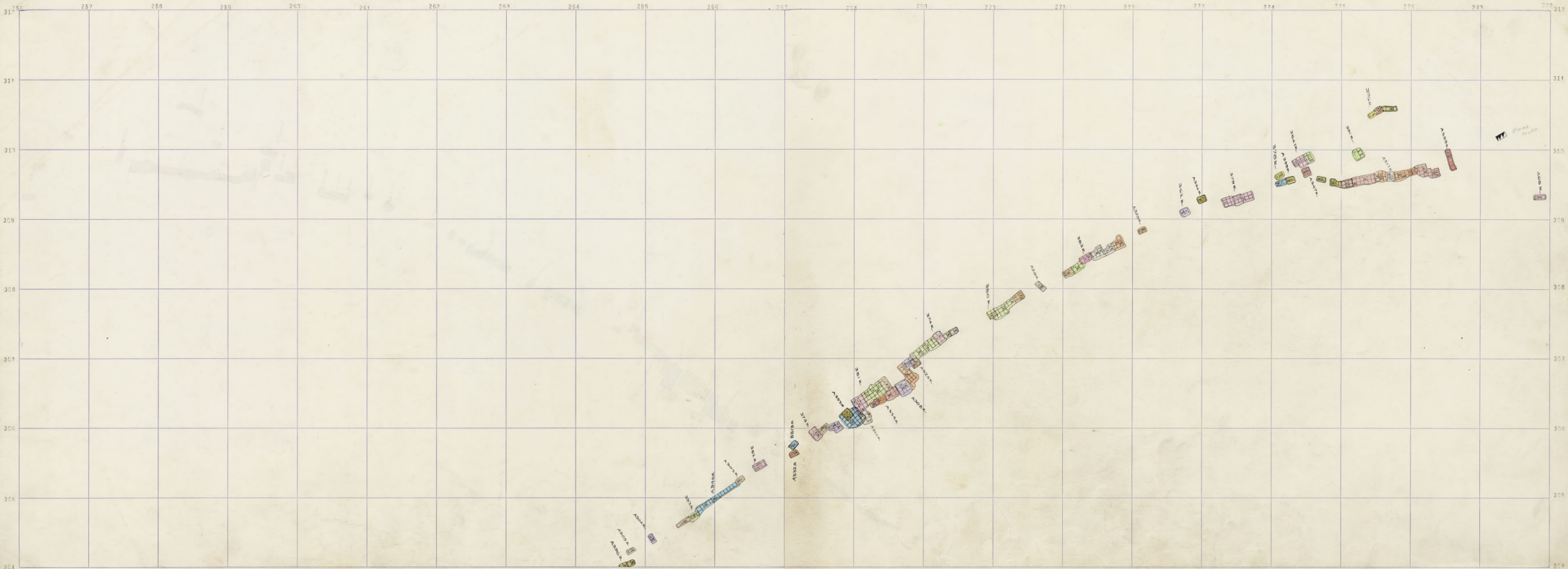


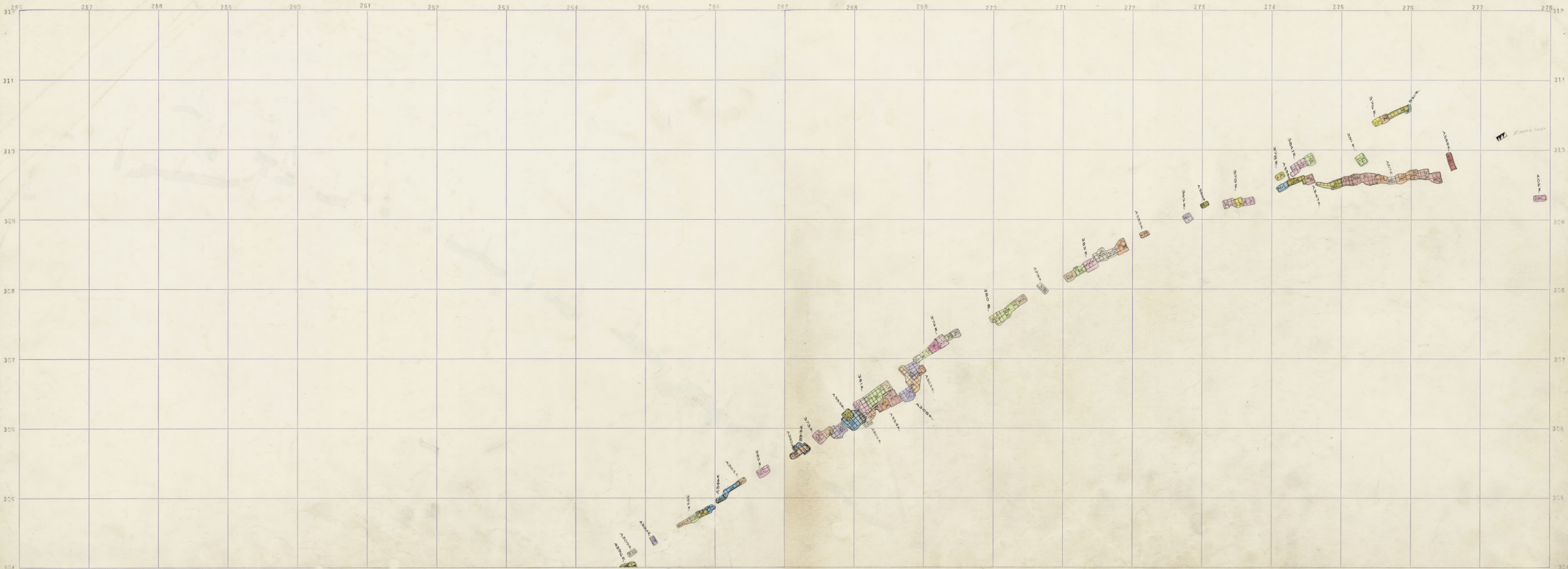




Emma 200-12

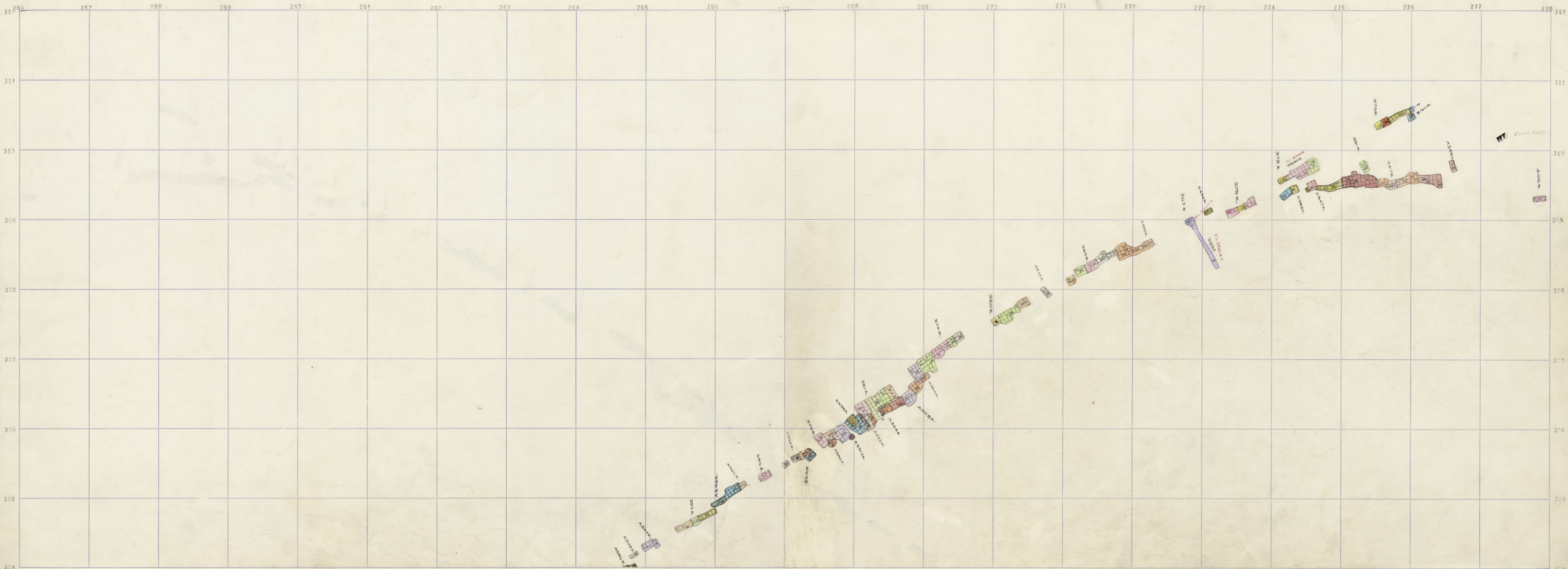
Emma 200-12
Emma 300-20

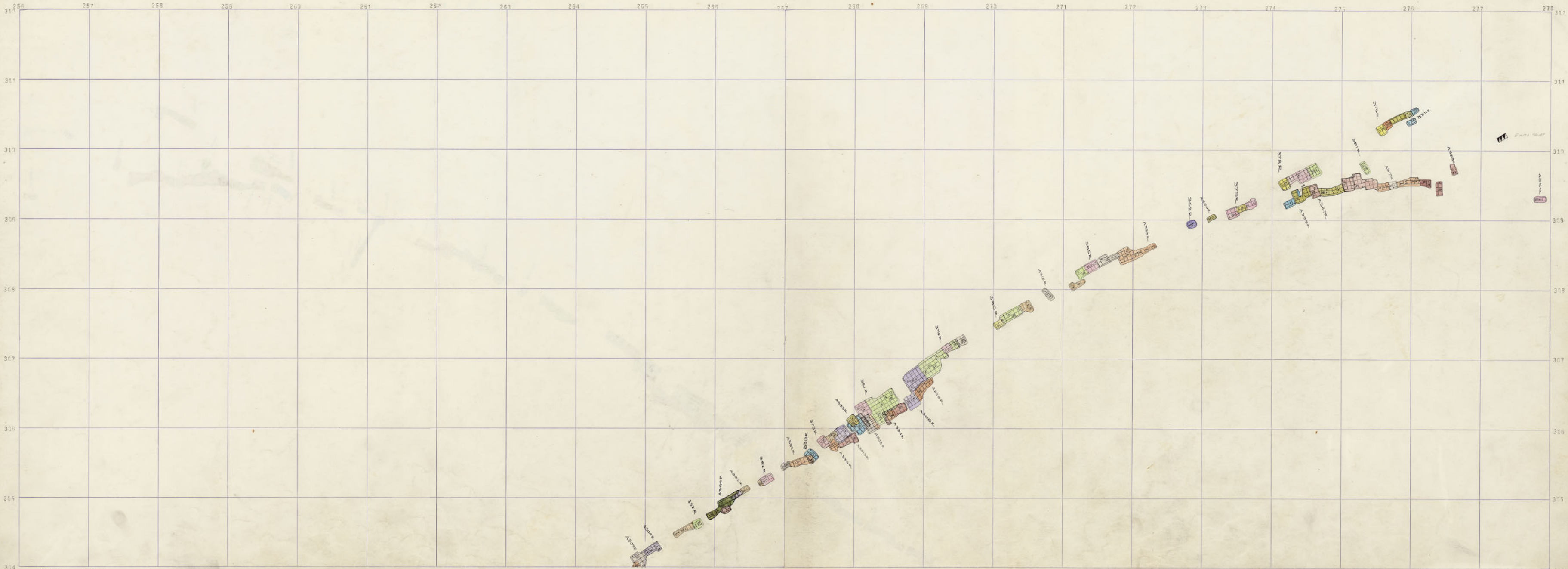


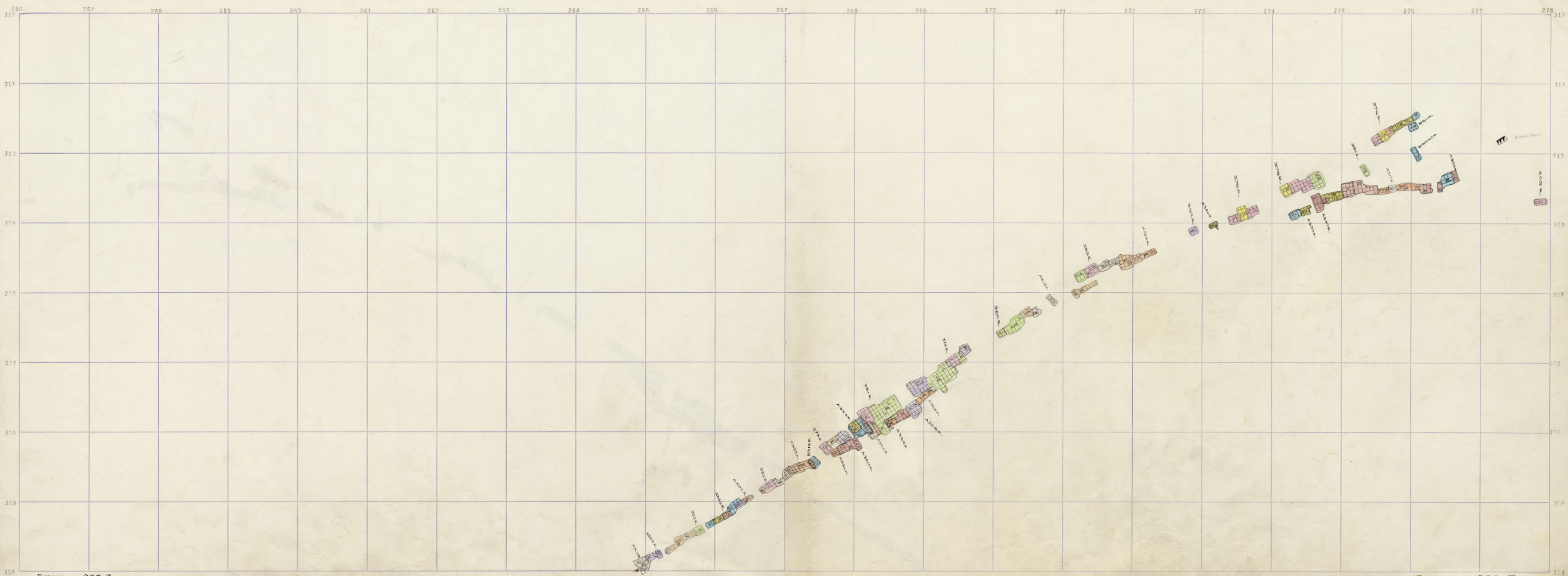


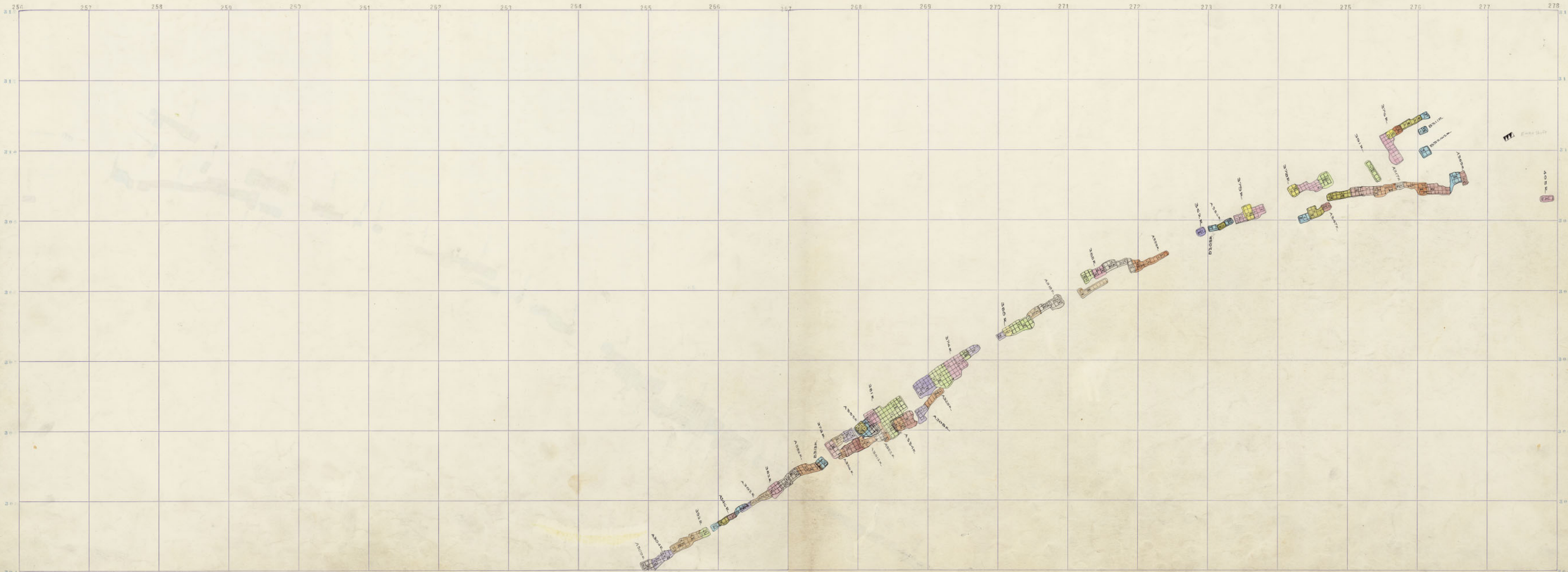
Emma 200-10

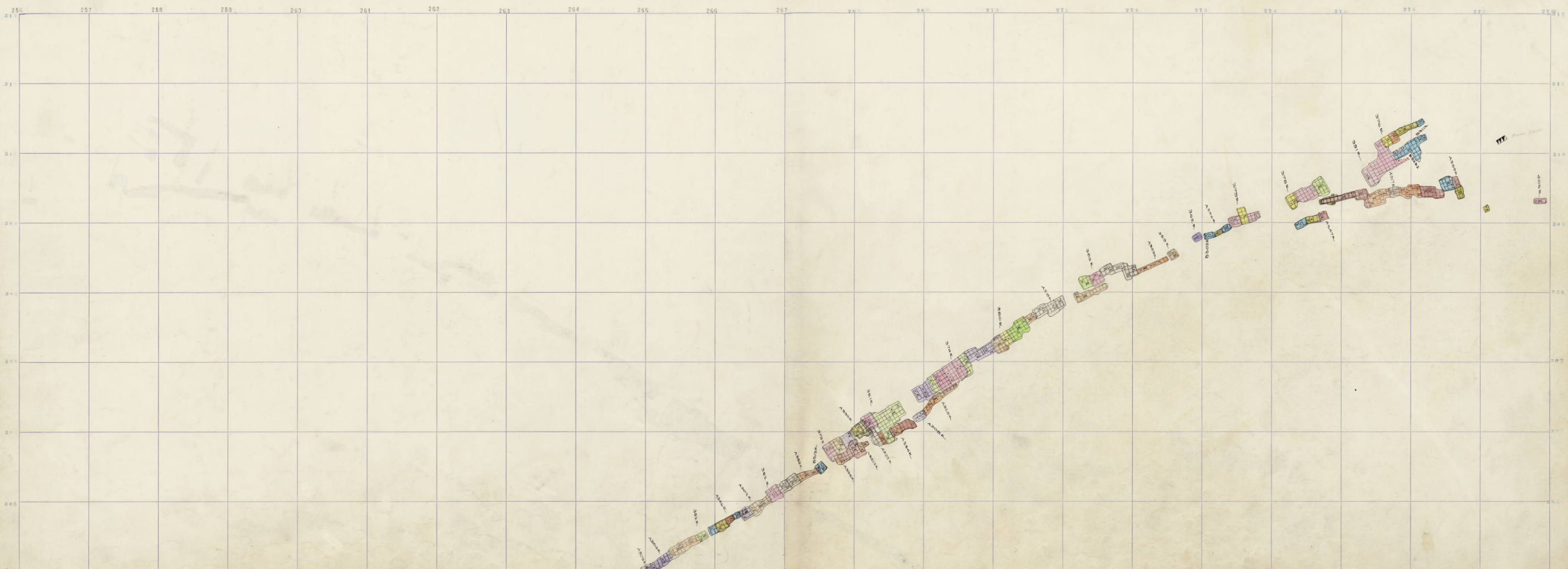
Emma 200-10
Emma 300-18

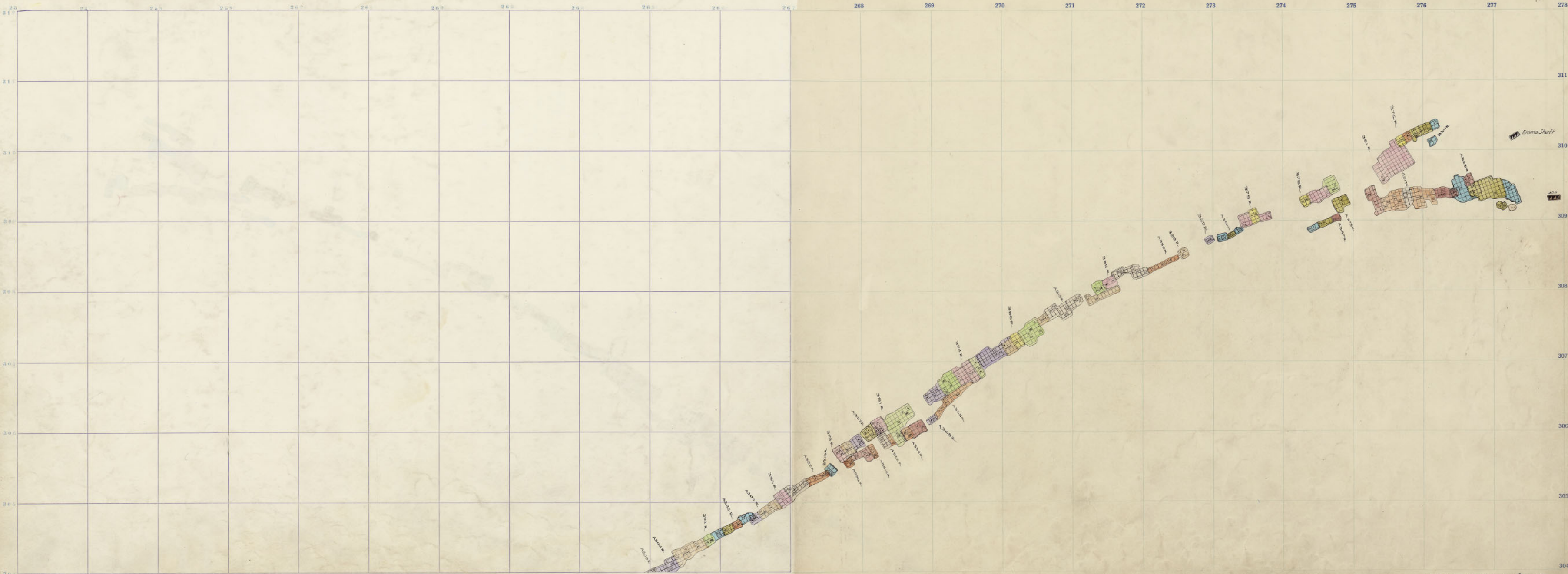












Emma 200-4

Emma 200 Level, 4th Floor.
Emma 300-12

256 257 258 259 260 261 262 263 264 265 266 267 268 269 270 271 272 273 274 275 276 277 278

311

310

309


308

307

306

305

304



256 257 258 259 260 261 262 263 264 265 266 267 268 269 270 271 272 273 274 275 276 277 278

311

310

309


308

307

306

305

304



256 257 258 259 260 261 262 263 264 265 266 267 268 269 270 271 272 273 274 275 276 277 278

311

310

309


308

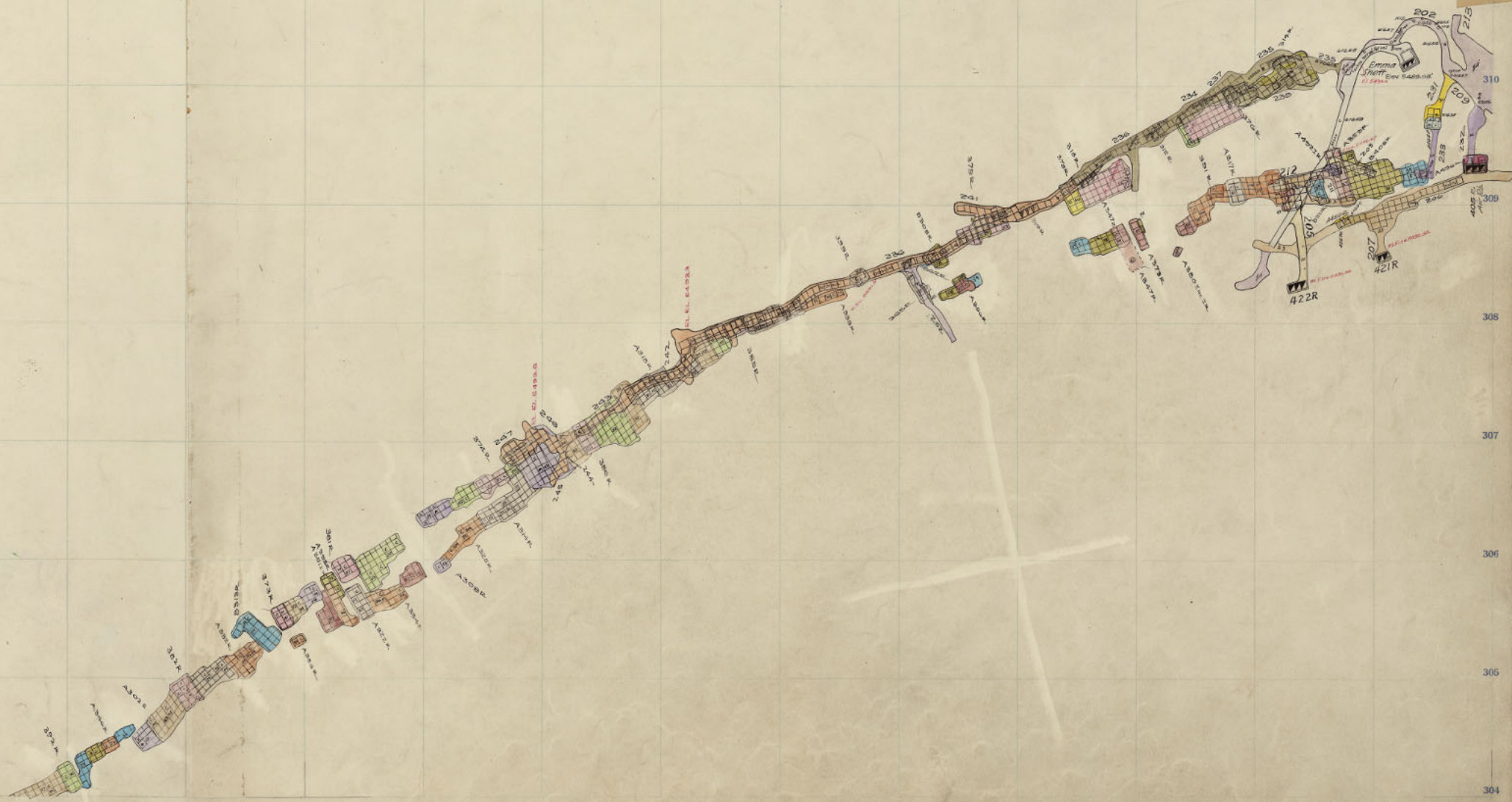
307

306

305

304





257 258 259 260 261 262 263 264 265 266 267 268 269 270 271 272 273 274 275 276 277 278

200

311

Emma Shaft

310



309




308

307

306

305

304



Emma 400 Level, 17th Floor.
Emma 300-7

256 257 258 259 260 261 262 263 264 265 266 267 268 269 270 271 272 273 274 275 276 277 278

311

310

309

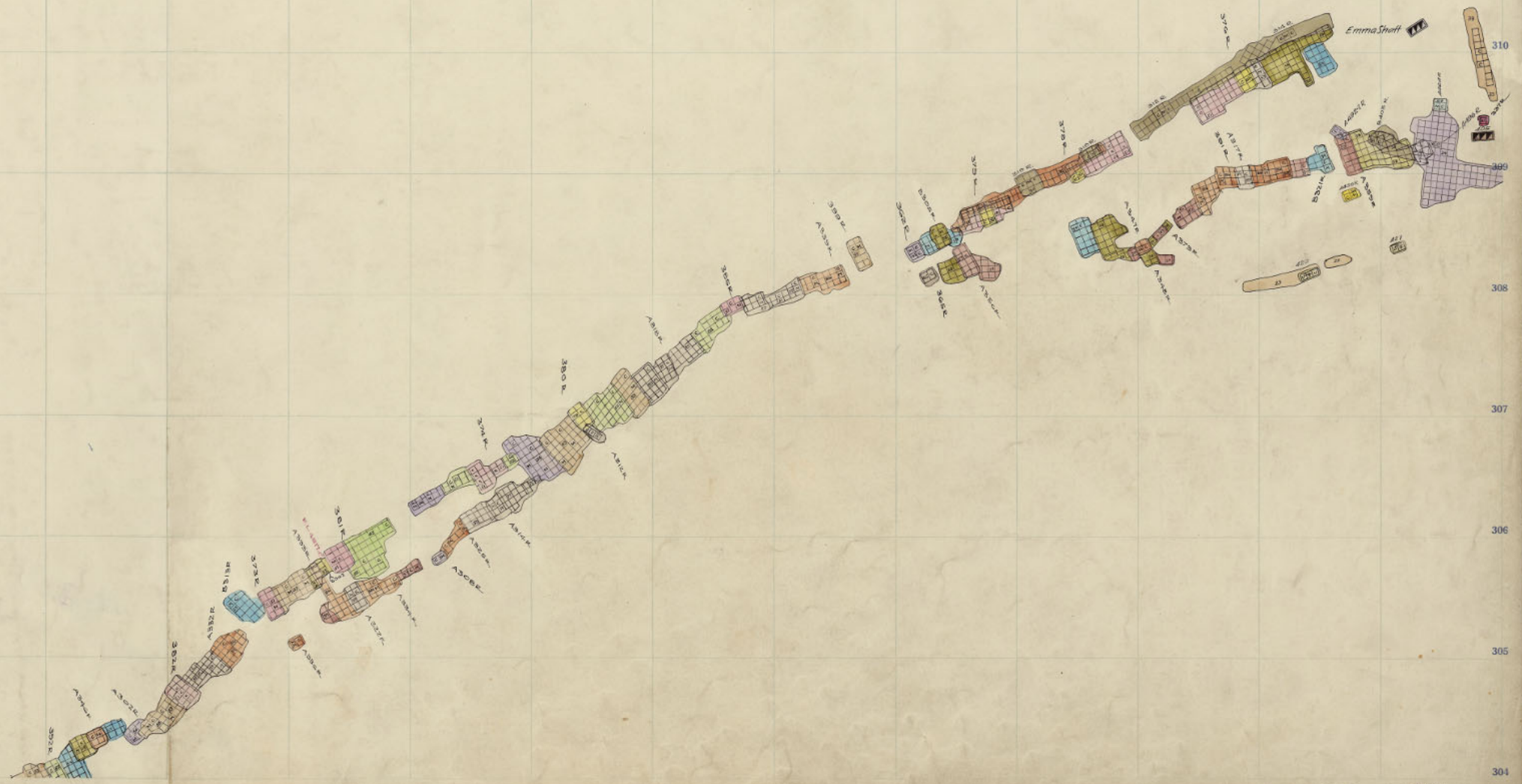
308

307

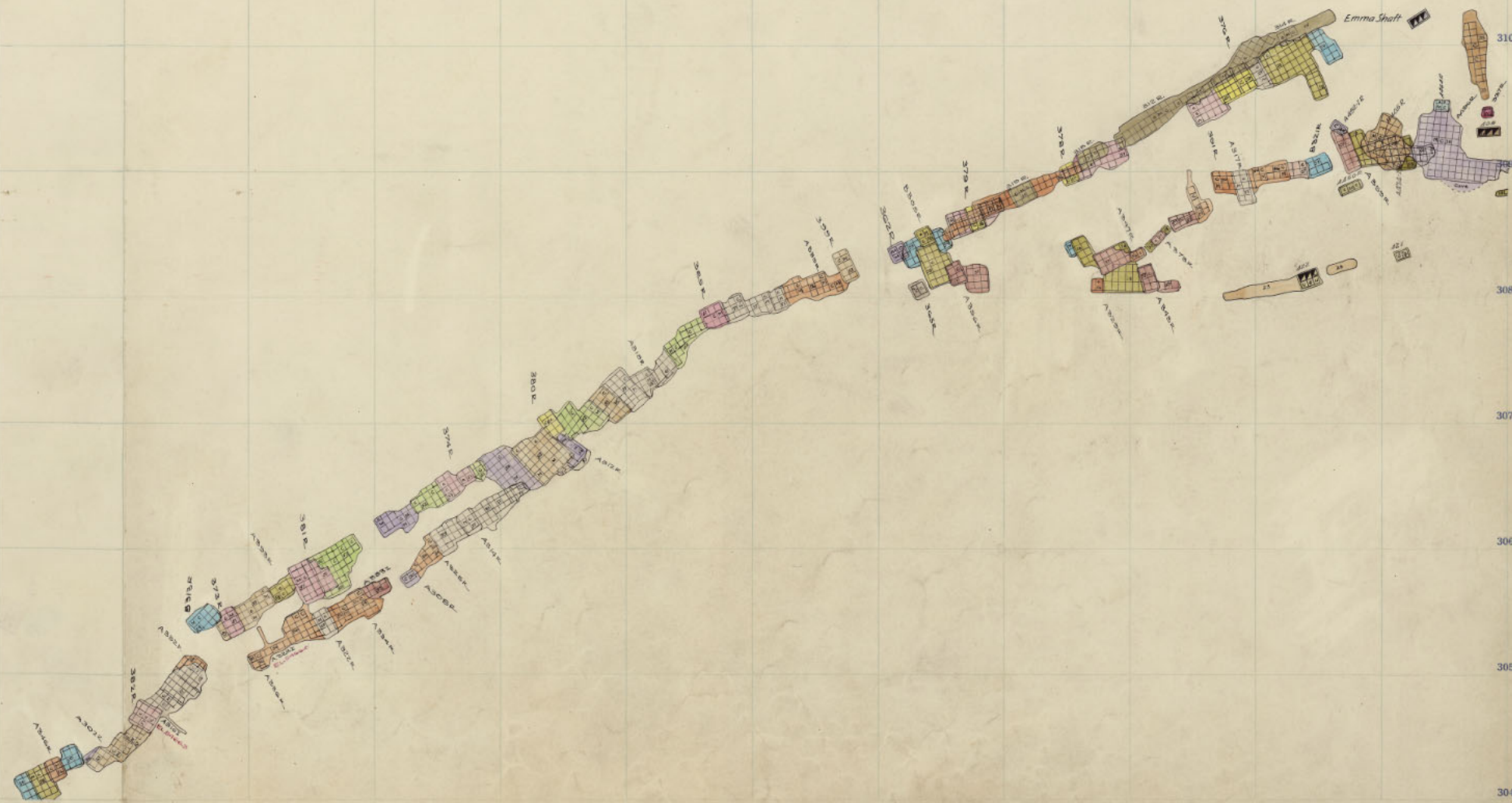
306

305

304



Emma 400 Level, 16th Floor.
Emma 300-6



Emma 400 Level, 15th Floor.
Emma 300-5



Emma 400 Level, 14th Floor.
 Emma 300-A



Emma 400 Level, 13th Floor.
Emma 300-3

256 257 258 259 260 261 262 263 264 265 266 267 268 269 270 271 272 273 274 275 276 277 278

311

310

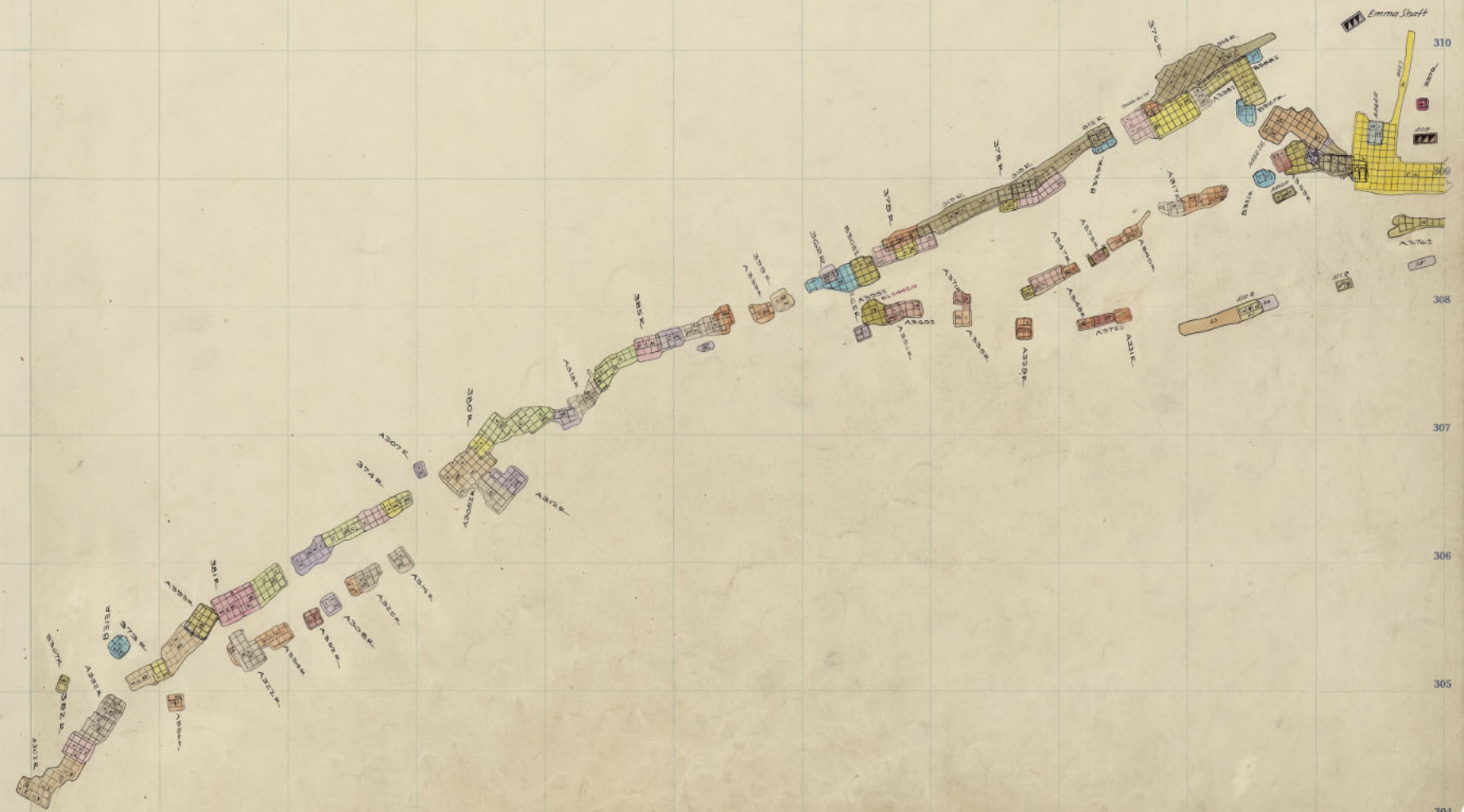
308

307

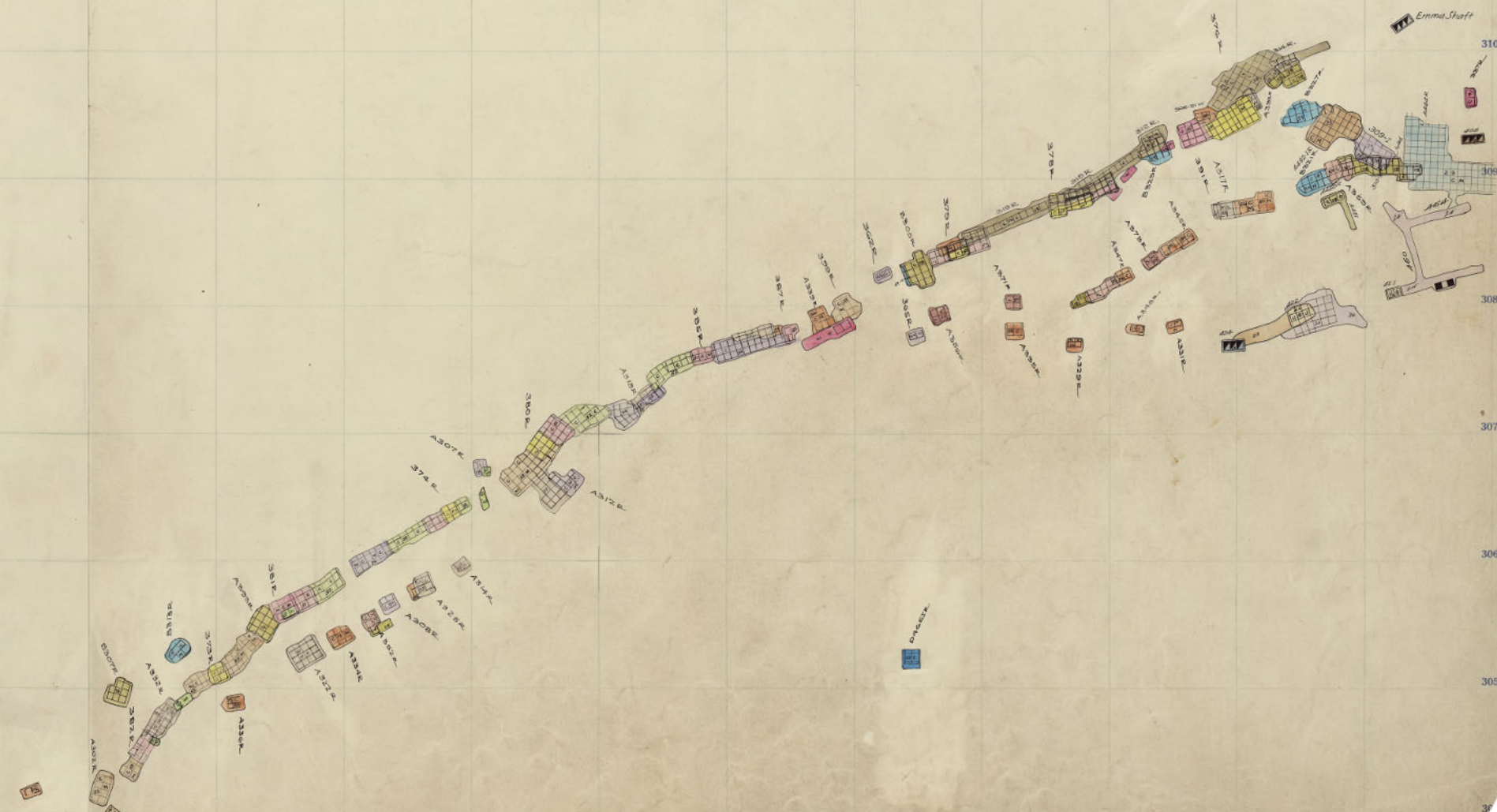
306

305

304




Emma 400 Level, 12th Floor.
Emma 300-2



Emma 400 Level, 11th Floor.
Emma 300 - 1

256 257 258 259 260 261 262 263 264 265 266 267 268 269 270 271 272 273 274 275 276 277 278



Emma 400 Level, 10th Floor
Emma 300 Shaft

300

310

300

308

307

306

305

304

256 257 258 259 260 261 262 263 264 265 266 267 268 269 270 271 272 273 274 275 276 277 278

311

310

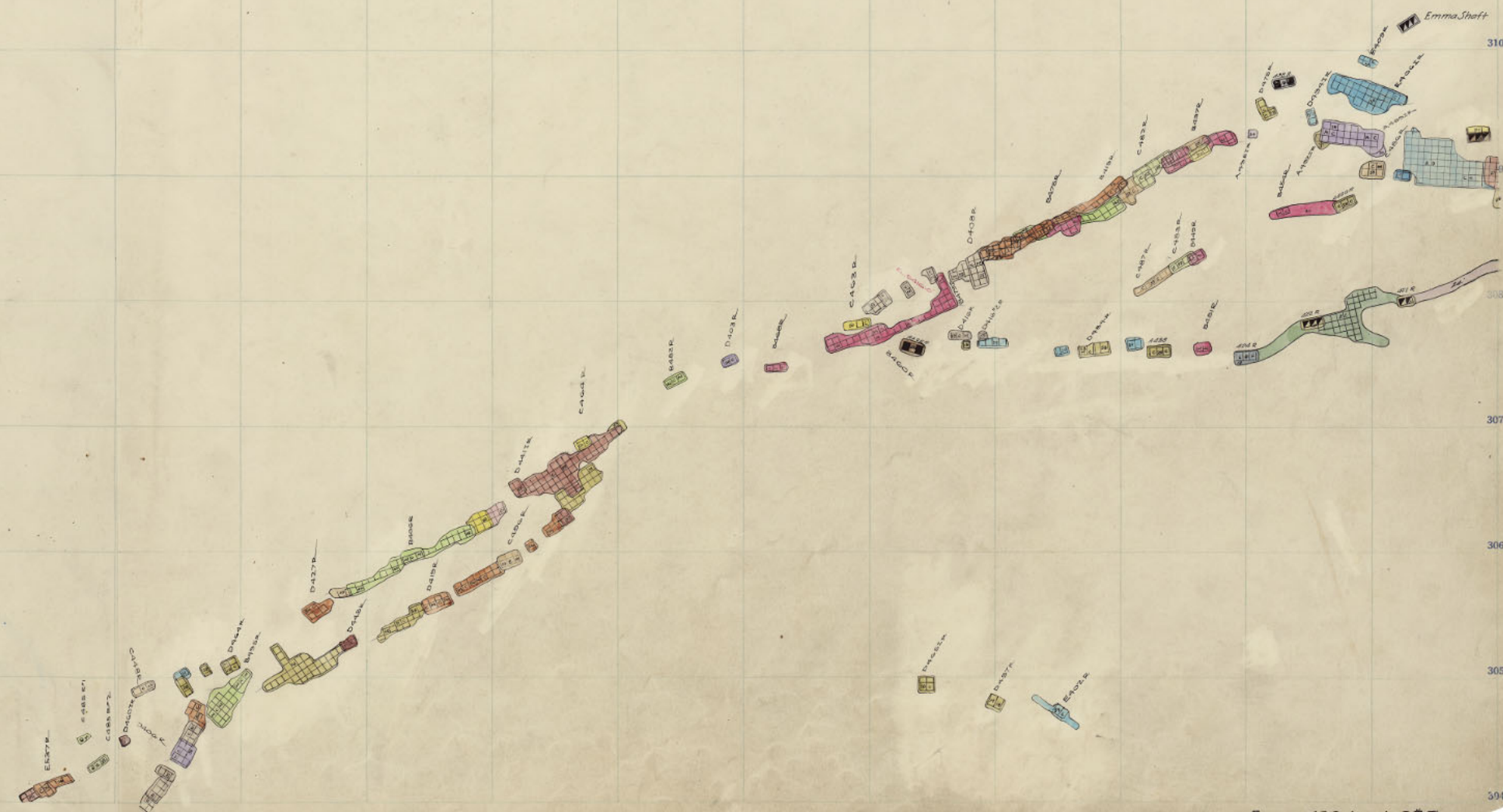
308

307

306

305

304



Emma 400 Level, 9th Floor

300

267

268

269

270

271

272

273

274

275

276

277

278

312

311

310

309

308

307

306

305

304


PASTE

PASTE

Emma 400
100th

256 257 258 259 260 261 262 263 264 265 266 267 268 269 270 271 272 273 274 275 276 277 278

311
310
309
308
307
306
305
304



Emma 400 Level, 5th Floor.

256 257 258 259 260 261 262 263 264 265 266 267 268 269 270 271 272 273 274 275 276 277 278

311

310

309

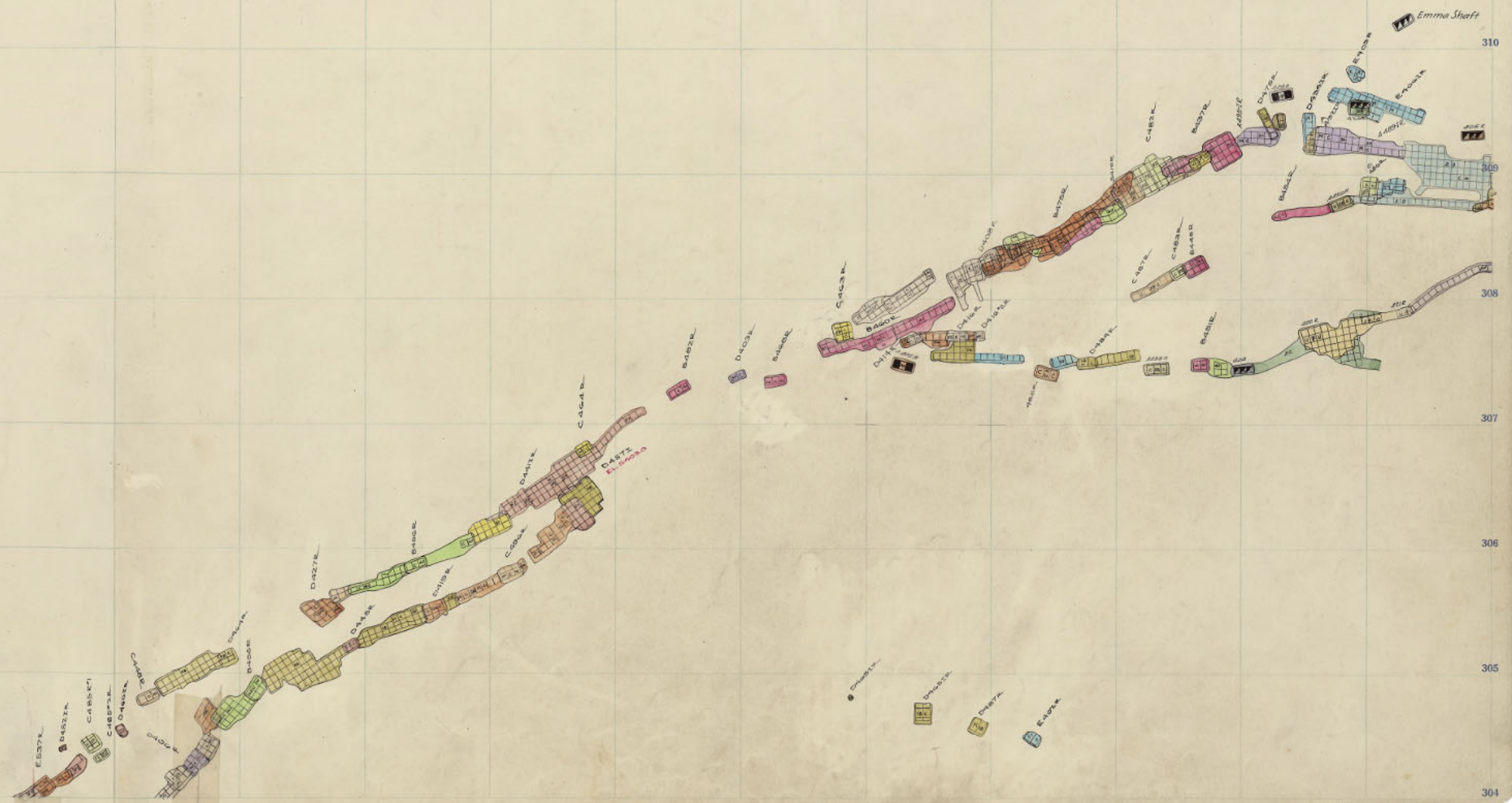
308

307


306

305

304



Emma 400 Level, 7th Floor.



Emma 400 Level, 6th Floor

256 257 258 259 260 261 262 263 264 265 266 267 268 269 270 271 272 273 274 275 276 277 278

311

310

309

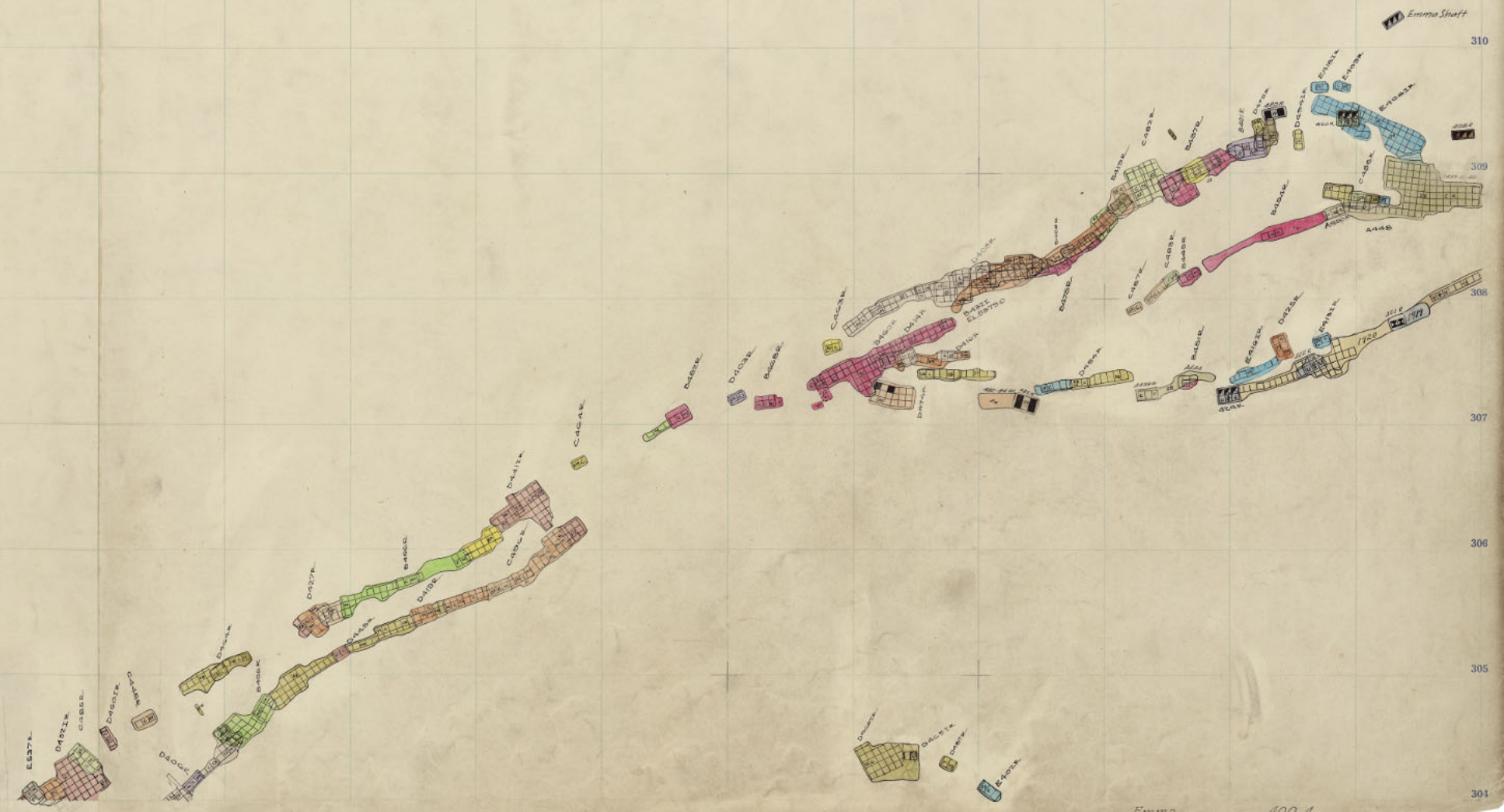
308

307

306

305

304



256 257 258 259 260 261 262 263 264 265 266 267 268 269 270 271 272 273 274 275 276 277 278

311

310


309


307

306

305

304





256 257 258 259 260 261 262 263 264 265 266 267 268 269 270 271 272 273 274 275 276 277 278

311

310

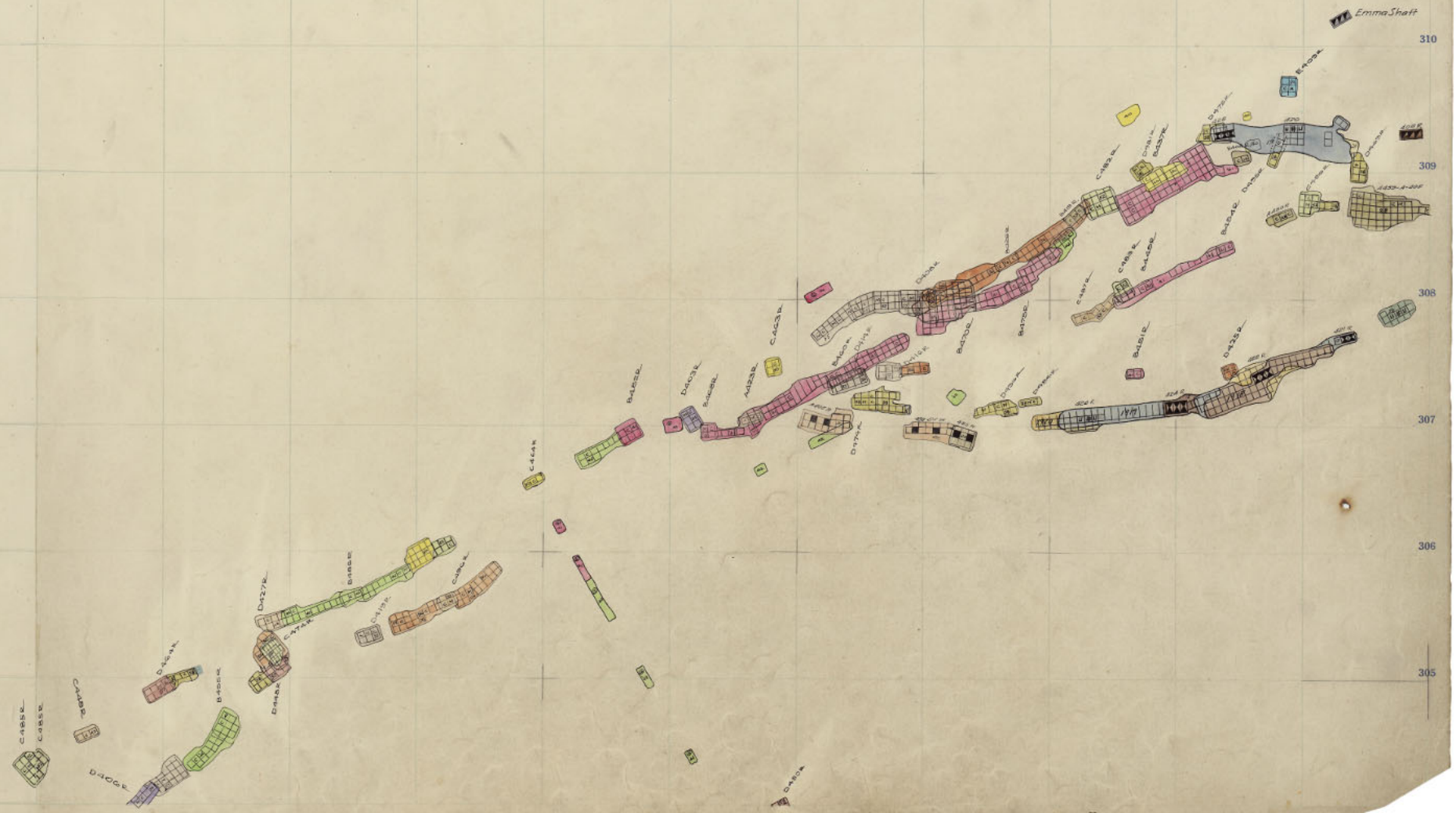
309

308

307

306

305



256 257 258 259 260 261 262 263 264 265 266 267 268 269 270 271 272 273 274 275 276 277 278

311

310

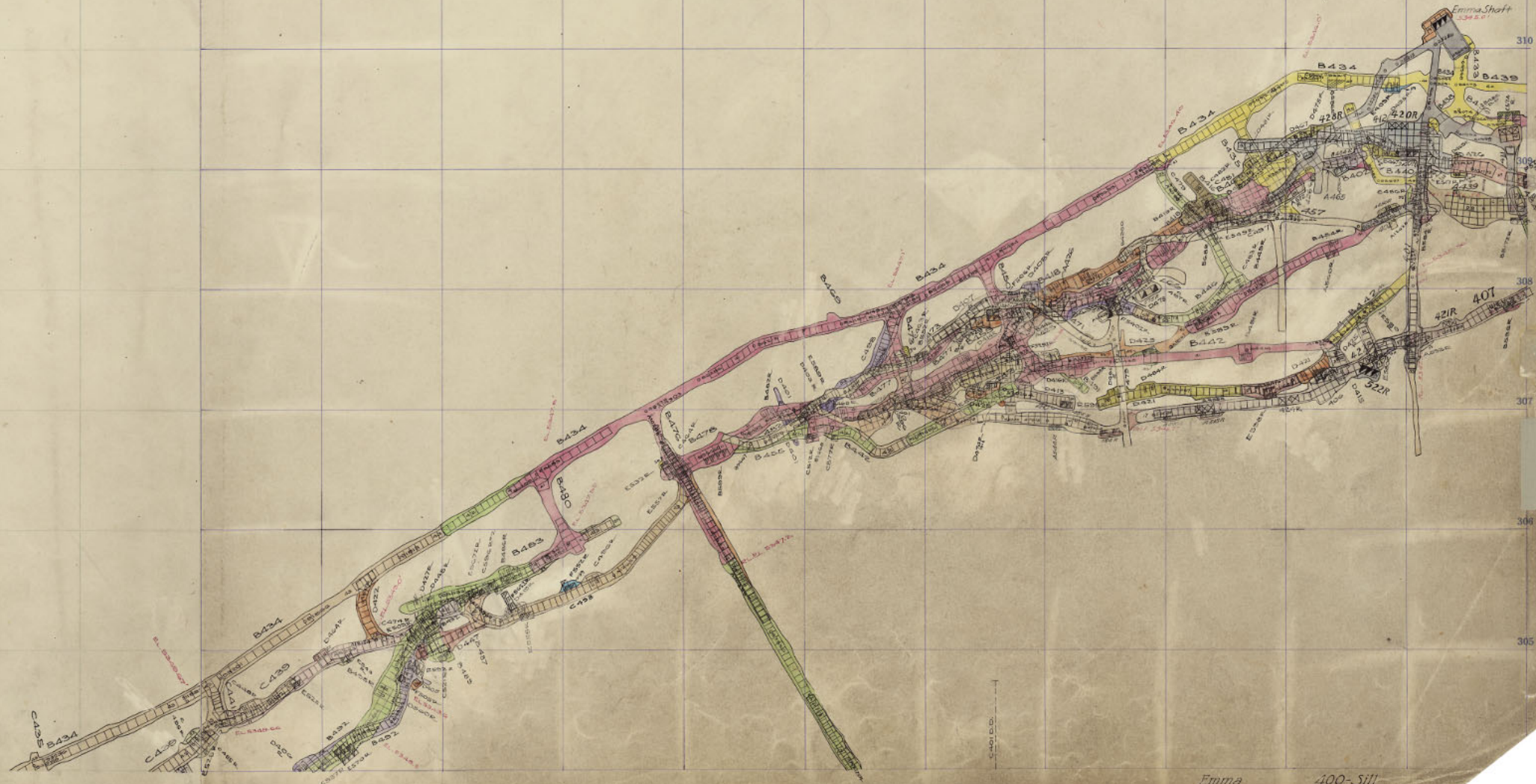
309

308

307


306

305



EMMA
400-SILL


Emma Shaft



EMMA
400SILL



Emma Shoff



256 257 258 259 260 261 262 263 264 265 266 267 268 269 270 271 272 273 274 275 276 277 278

311

310

309

308

307

306

305

304



Emma Shaft

310

309

308

307

306

305

304



256 257 258 259 260 261 262 263 264 265 266 267 268 269 270 271 272 273 274 275 276 277 278

311

310

309

308

307


306

305


304


Emma Shaft














256 257 258 259 260 261 262 263 264 265 266 267 268 269 270 271 272 273 274 275 276 277 278

311

310

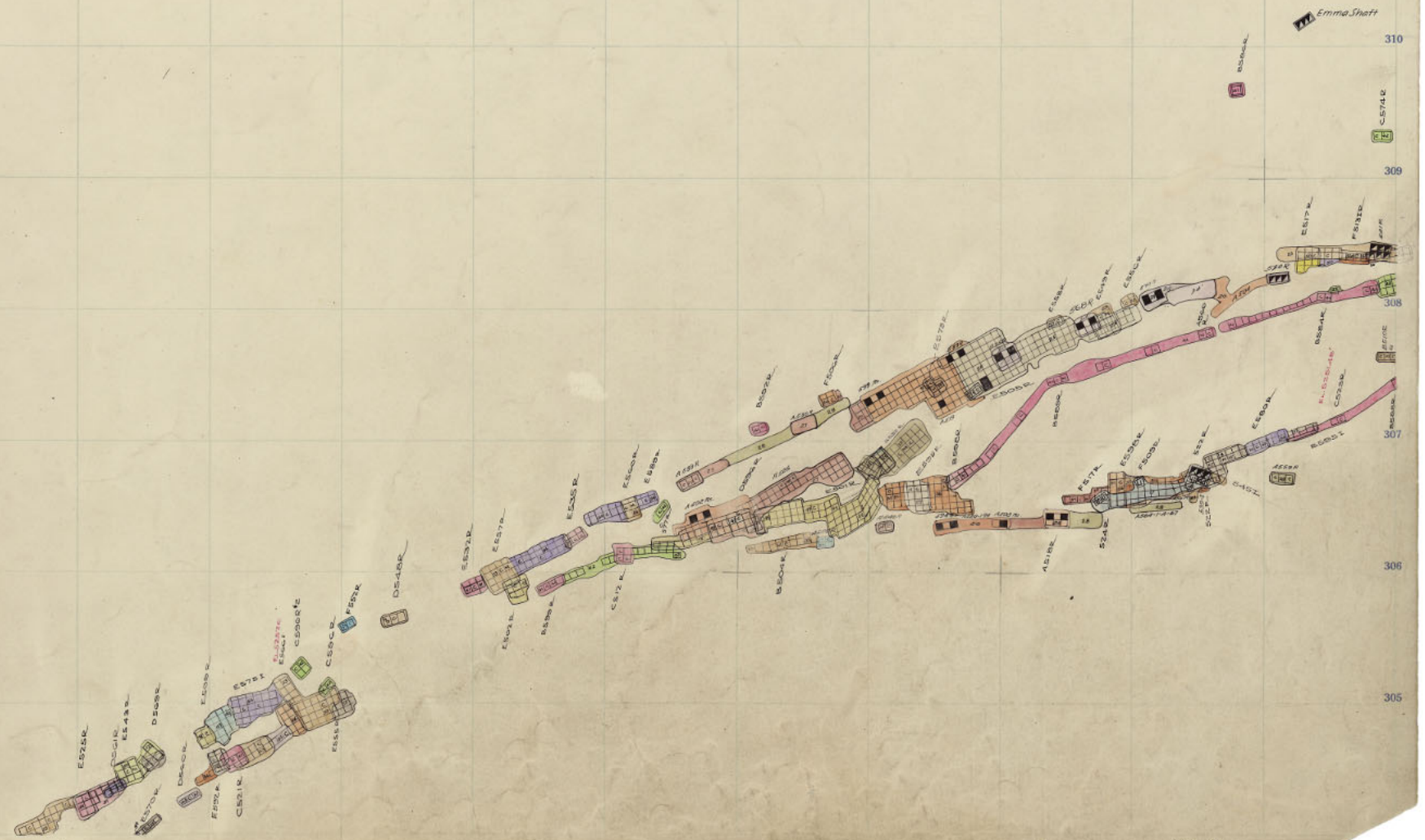
309

308

307

306

305



256 257 258 259 260 261 262 263 264 265 266 267 268 269 270 271 272 273 274 275 276 277 278

311

310

309

308

307

306

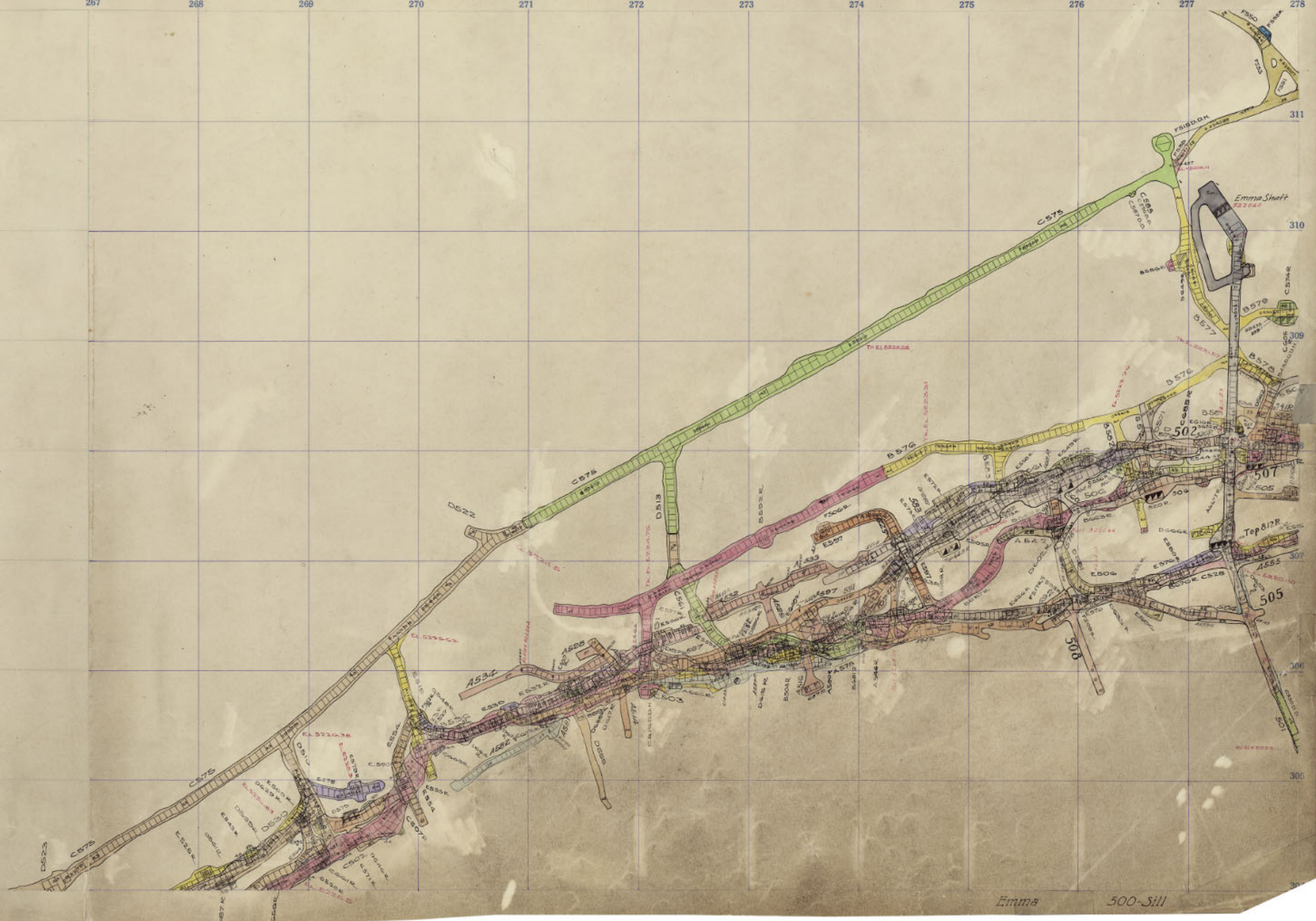
305







256 257 258 259 260 261 262 263 264 265 266 267 268 269 270 271 272 273 274 275 276 277 278



Emma 500 Sill

Emma 500-Sill

500

256 257 258 259 260 261 262 263 264 265 266 267 268 269 270 271 272 273 274 275 276 277 278

311

Emma Short

310

309

308

307

306

305

304

500

DESIGN

CUTTER

DESIGN

DESIGN

DESIGN

DESIGN

DESIGN

Emma Staff



256 257 258 259 260 261 262 263 264 265 266 267 268 269 270 271 272 273 274 275 276 277 278

311


310

309

307

306

305





256 257 258 259 260 261 262 263 264 265 266 267 268 269 270 271 272 273 274 275 276 277 278

311

310

309

306

305

304

Emma Shaft



256 257 258 259 260 261 262 263 264 265 266 267 268 269 270 271 272 273 274 275 276 277 278

311

310

309

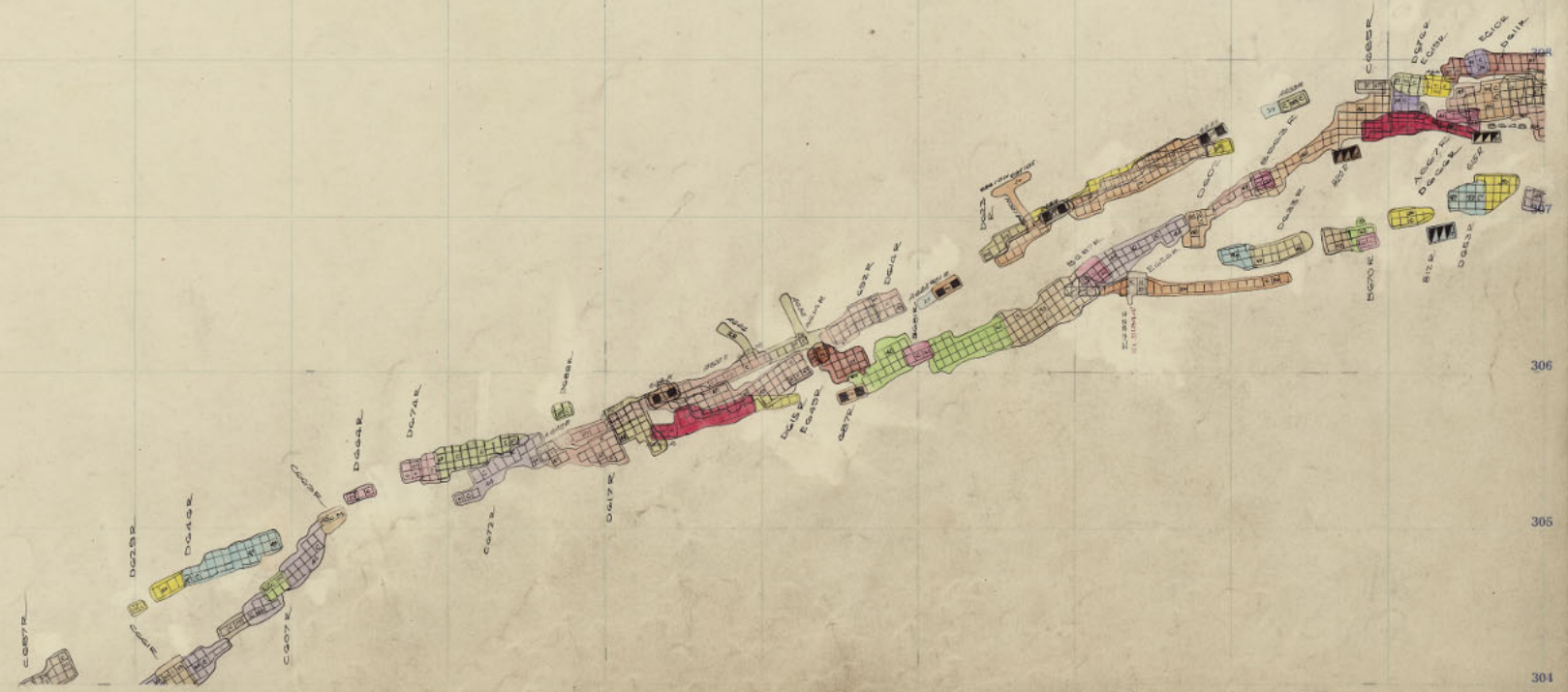
306

305

304

Emma Shaft

C 300 R



256 257 258 259 260 261 262 263 264 265 266 267 268 269 270 271 272 273 274 275 276 277 278

311

310

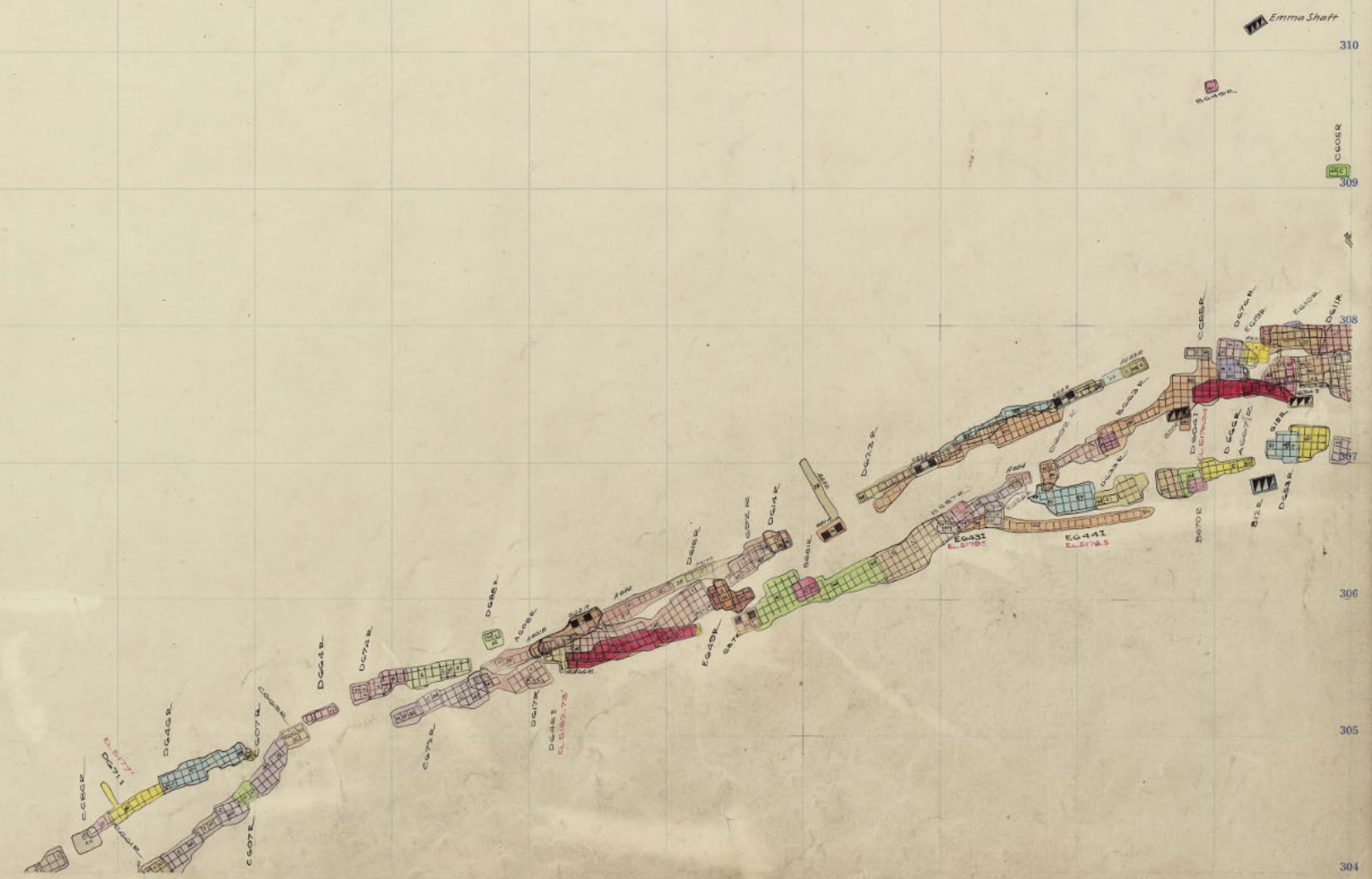
309

308

306

305

304



256 257 258 259 260 261 262 263 264 265 266 267 268 269 270 271 272 273 274 275 276 277 278

311

310

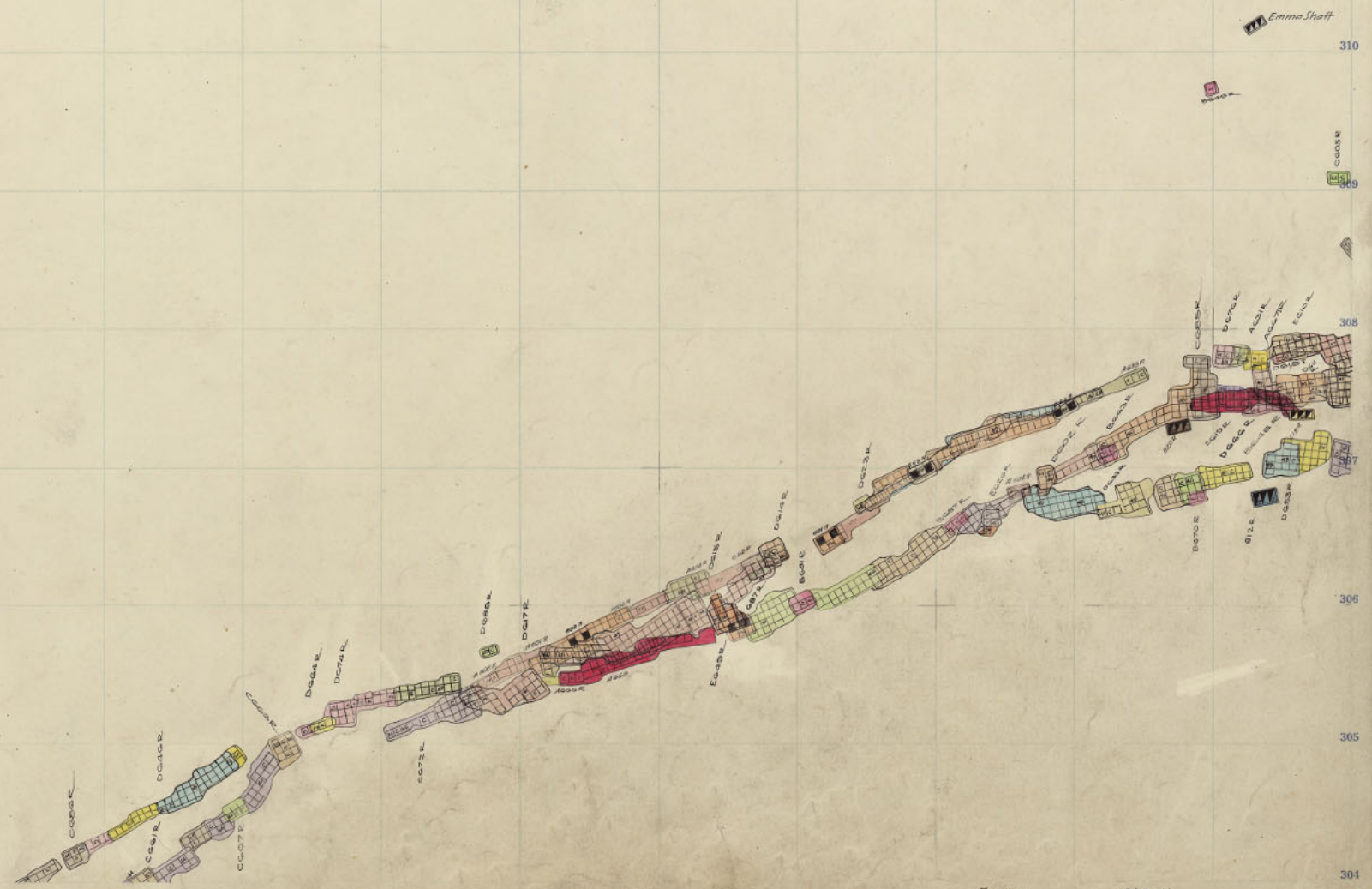
309

308

306

305

304



256 257 258 259 260 261 262 263 264 265 266 267 268 269 270 271 272 273 274 275 276 277 278

311

310


309

308

306

305

304



256 257 258 259 260 261 262 263 264 265 266 267 268 269 270 271 272 273 274 275 276 277 278

311

Emma Staff

310

309

308

307

306

305

304



256 257 258 259 260 261 262 263 264 265 266 267 268 269 270 271 272 273 274 275 276 277 278

311

310

309

308

306

305

304



256 257 258 259 260 261 262 263 264 265 266 267 268 269 270 271 272 273 274 275 276 277 278

311

310

309

308

307

306

305

304



256 257 258 259 260 261 262 263 264 265 266 267 268 269 270 271 272 273 274 275 276 277 278

311

310


309

308

306

305

304



256 257 258 259 260 261 262 263 264 265 266 267 268 269 270 271 272 273 274 275 276 277 278

311

310


309


308

306

305

304





256 257 258 259 260 261 262 263 264 265 266 267 268 269 270 271 272 273 274 275 276 277 278

311

310


309

308

306


305

Emma Shaft



257 258 259 270 271 272 273 274 275 276 277 278

311
310
309
308
307
306
305



256 257 258 259 260 261 262 263 264 265 266 267 268 269 270 271 272 273 274 275 276 277 278

311

310

309

308

307

306

305

304

Emma Shaft
C847K

C847K

C847K

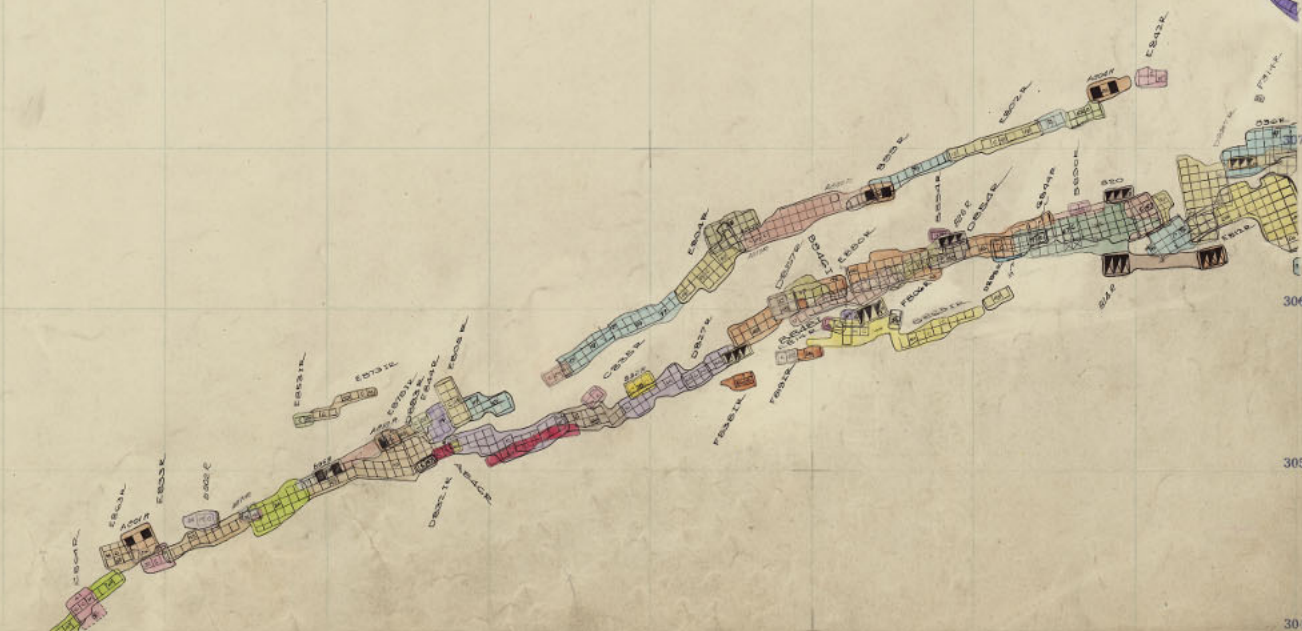
C847K

C847K

C847K

C847K

C847L
C847D



256 257 258 259 260 261 262 263 264 265 266 267 268 269 270 271 272 273 274 275 276 277 278

311

Emma Shaft

310

309

308

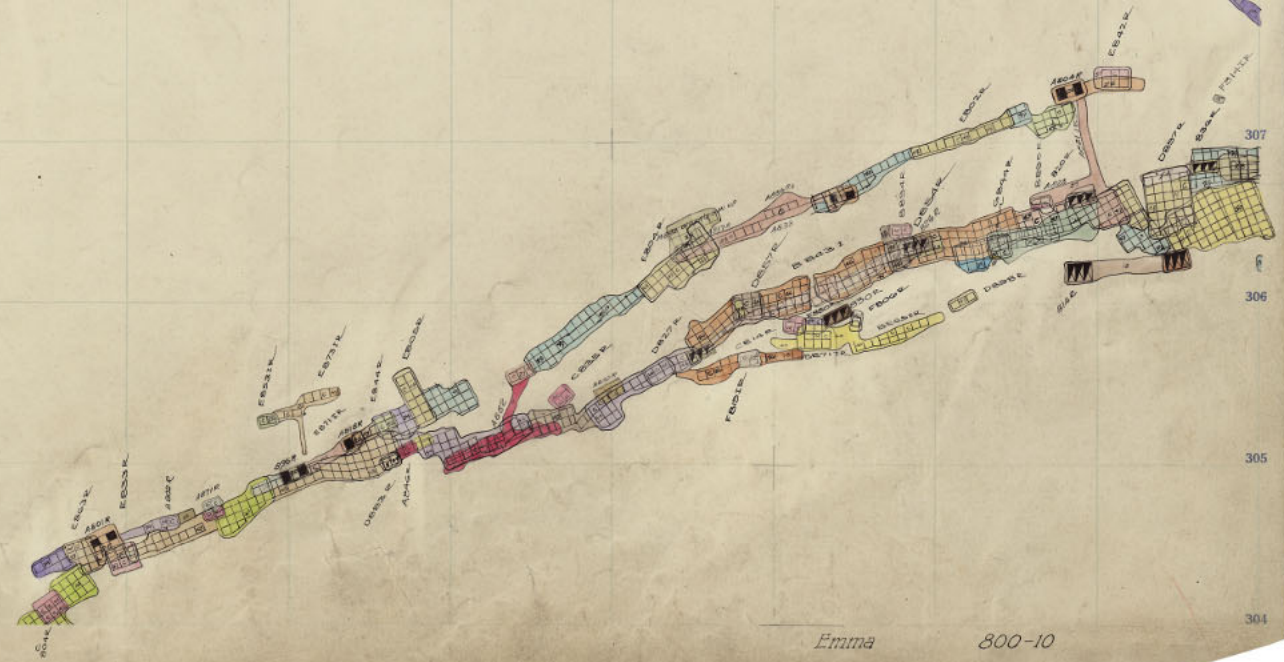
307

306

305

304

DR13R



256 257 258 259 260 261 262 263 264 265 266 267 268 269 270 271 272 273 274 275 276 277 278

311

Emma Shaft
D. 1000'

309

C. 1000'

308

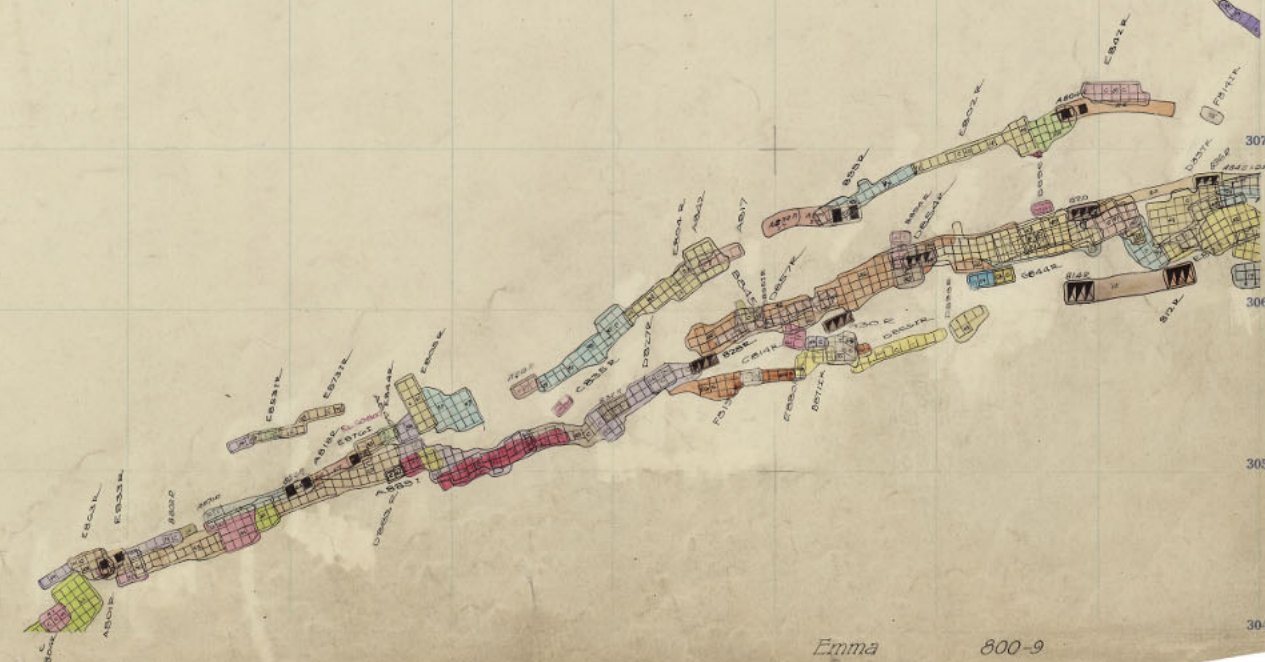
307

306

305

304

E. 1000'



256 257 258 259 260 261 262 263 264 265 266 267 268 269 270 271 272 273 274 275 276 277 278

311

Emma Staff

310

309

308

307

306

305

304



DEAR

Emma 800-7

256 257 258 259 260 261 262 263 264 265 266 267 268 269 270 271 272 273 274 275 276 277 278

311

Emma Staff

310

Emma

309

CB 474

308

Emma

307


Emma

305

304

DB 438





256 257 258 259 260 261 262 263 264 265 266 267 268 269 270 271 272 273 274 275 276 277 278

311

Emma Shaff

310

309

308

307

306

305

304



311

Emma Shatt

310

309

308

307

306

305

304




256 257 258 259 260 261 262 263 264 265 266 267 268 269 270 271 272 273 274 275 276 277 278



256 257 258 259 260 261 262 263 264 265 266 267 268 269 270 271 272 273 274 275 276 277 278





311

308

307

306

305

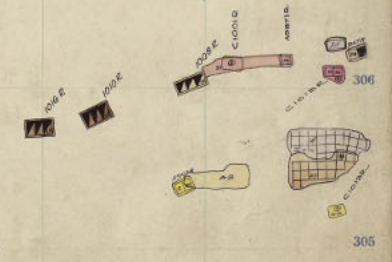
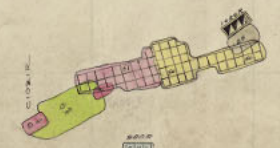
Emma 800 Sill.

256 257 258 259 260 261 262 263 264 265 266 267 268 269 270 271 272 273 274 275 276 277 278

800



Fossil
Sigsbee



Emma
1000-27
900-14



311

310

309

308

307

306

305

304

256 257 258 259 260 261 262 263 264 265 266 267 268 269 270 271 272 273 274 275 276 277 278

311

Emma Shoff

310

309

308

307

306

305

304



Em.ma
1000-25
900-12

256 257 258 259 260 261 262 263 264 265 266 267 268 269 270 271 272 273 274 275 276 277 278

311

Emma Sheff

310

309

308

307

306

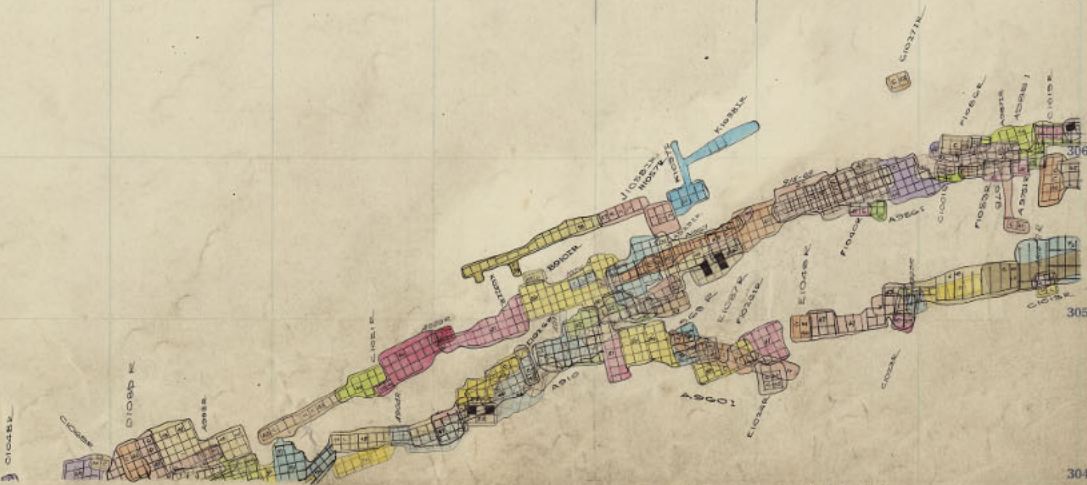
305

304



Emma 1000-24
900-11

Emma Shuff



Emma 1000-23
900-10

256 257 258 259 260 261 262 263 264 265 266 267 268 269 270 271 272 273 274 275 276 277 278

311

Emma Shaft

310

309

308

307



304

Emma 1000-22 900-9

256 257 258 259 260 261 262 263 264 265 266 267 268 269 270 271 272 273 274 275 276 277 278

311

310

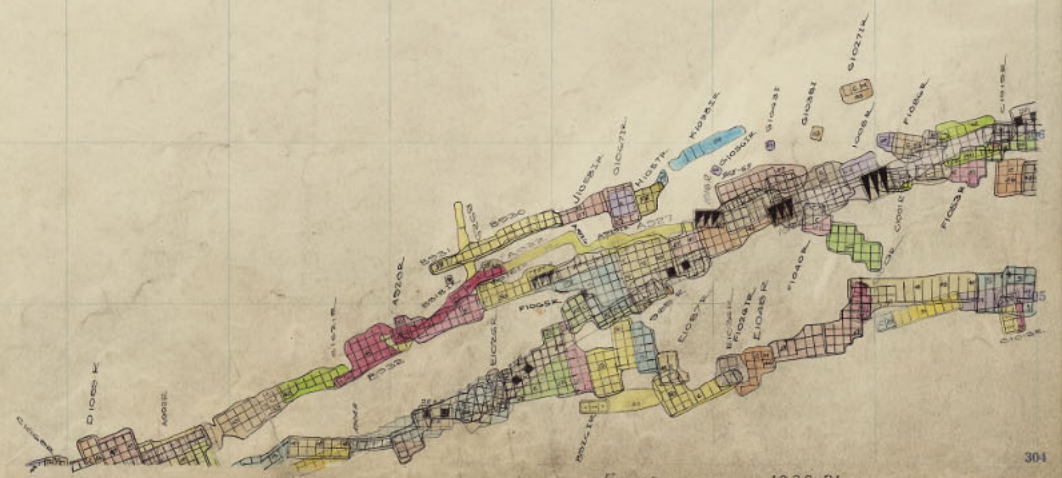
309

308

307

304

Emma Shaft



Emma
1000-21
900-8

256 257 258 259 260 261 262 263 264 265 266 267 268 269 270 271 272 273 274 275 276 277 278

311

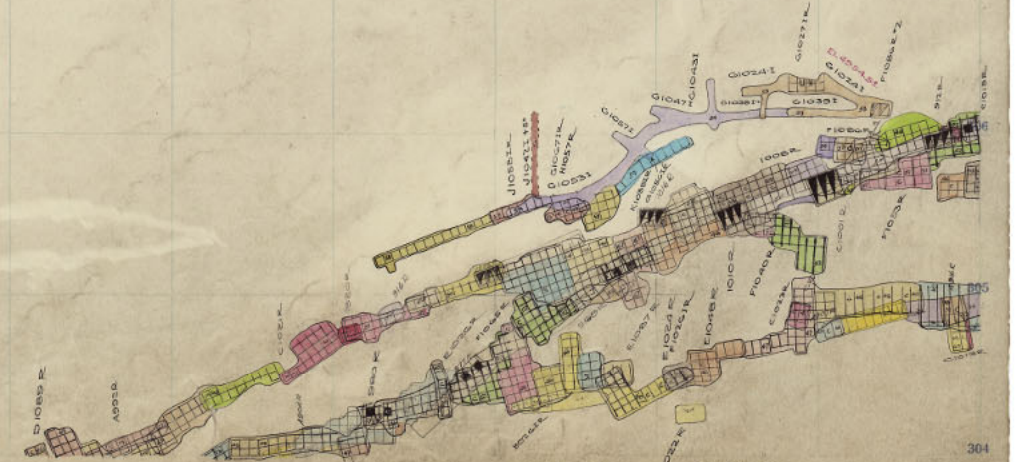
Emma Shatt

310

309

308

307



304

Emma 1000-20 900-7

256 257 258 259 260 261 262 263 264 265 266 267 268 269 270 271 272 273 274 275 276 277 278

311

Emma Shaft

310

309

308

307

306

305

304



Emma
 1000-19
 900-6

256 257 258 259 260 261 262 263 264 265 266 267 268 269 270 271 272 273 274 275 276 277 278

311

Emma Staff

310

309

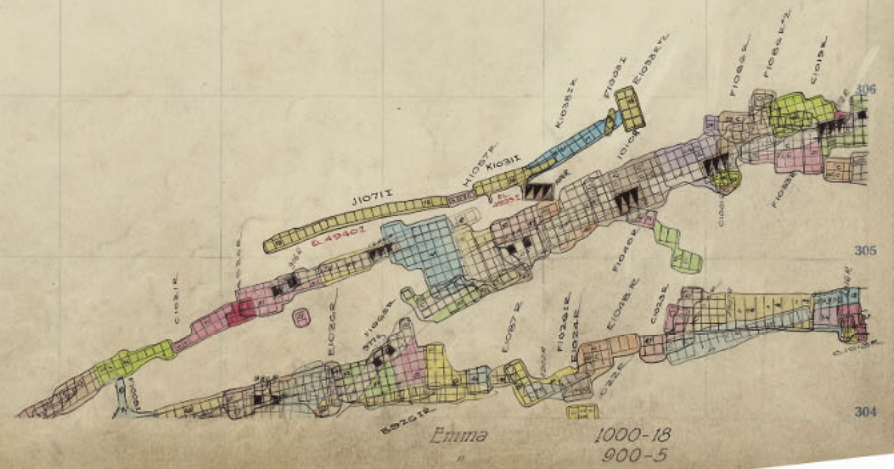
308

307

306

305

304



Emma
1000-18
900-5

256 257 258 259 260 261 262 263 264 265 266 267 268 269 270 271 272 273 274 275 276 277 278

311

Emma Staff
310

309

308

307

306

305

304



256 257 258 259 260 261 262 263 264 265 266 267 268 269 270 271 272 273 274 275 276 277 278

311

310

309

308

307

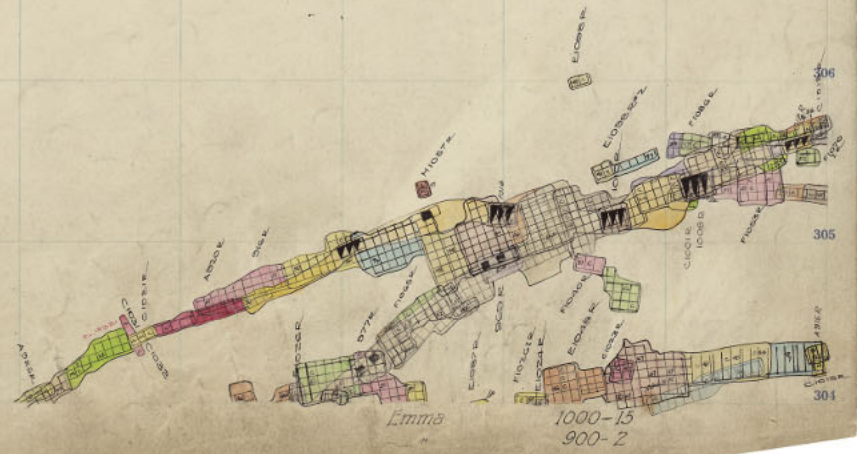
306

305

304

Emma Shaft

308



308

256 257 258 259 260 261 262 263 264 265 266 267 268 269 270 271 272 273 274 275 276 277 278

311

Emma Shaft

310

309

308

307

306

305



1100-1

Emma

1000-1

900-1

256 257 258 259 260 261 262 263 264 265 266 267 268 269 270 271 272 273 274 275 276 277 278

311

310

309

308

307

306

305

304

Emma shaft

308

EMMA J-25
900 Inlet



HOOPER

256 257 258 259 260 261 262 263 264 265 266 267 268 269 270 271 272 273 274 275 276 277 278

311

Emma Shaft
310

309

308

307

306

305

304

EMMA J-25
900 Inter.

HUBER



256 257 258 259 260 261 262 263 264 265 266 267 268 269 270 271 272 273 274 275 276 277 278

311

Emma Shaft
310

309

Creek
308

307

306



Emma
1000-11

256 257 258 259 260 261 262 263 264 265 266 267 268 269 270 271 272 273 274 275 276 277 278

311

310

309

308

307

306

305

304

Emma Shaft



1000-10

Emma 1000-10

Emma Shuff



Hicks

256 257 258 259 260 261 262 263 264 265 266 267 268 269 270 271 272 273 274 275 276 277 278

311

310

309

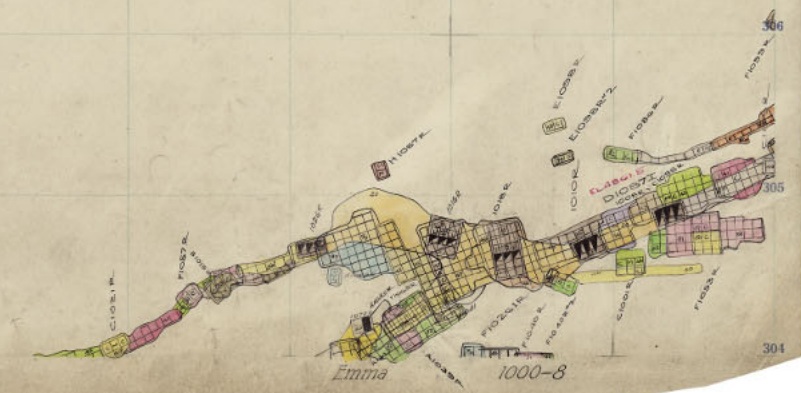
308

307

306

305

304



256 257 258 259 260 261 262 263 264 265 266 267 268 269 270 271 272 273 274 275 276 277 278

311

Emma Shoff

310

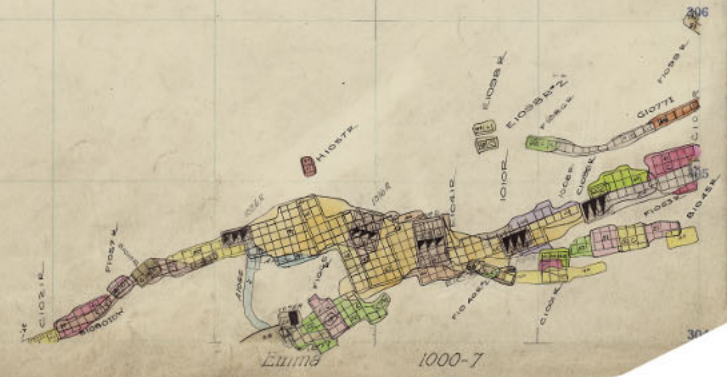
309

308

307

306

305



1000-7

256 257 258 259 260 261 262 263 264 265 266 267 268 269 270 271 272 273 274 275 276 277 278

311

310

309

308

307

306

304

Emma Shaft
E1023R

C1023R

F1023R

S1023R

B1023R



Emma 1000-6


E1023R

Emma Shaft
E10000

HIOZER
HIOZER
JIOZI EL ARSAZ
E10000



Emma 1000-5



Emma Shaft
E10232

E10232
10

E10232
5

Emma
1000 3

256 257 258 259 260 261 262 263 264 265 266 267 268 269 270 271 272 273 274 275 276 277 278

311

Emma Staff
E1022R
310

309

308
[red stamp]

307

306

E1022R

305

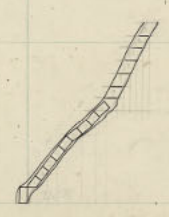
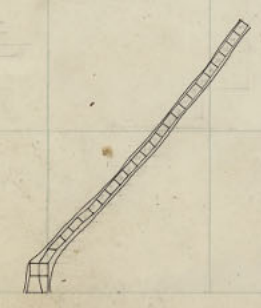
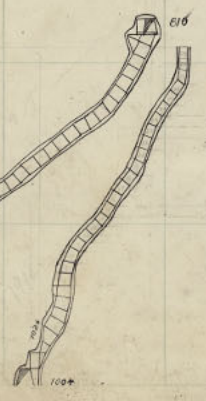
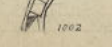
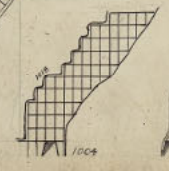
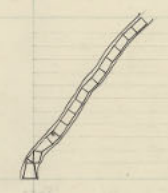
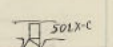
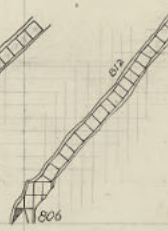
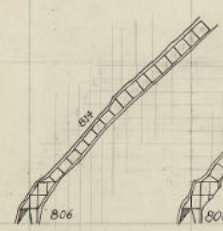
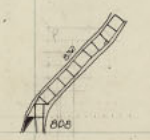
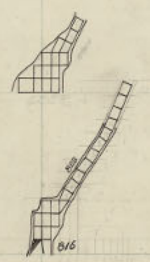
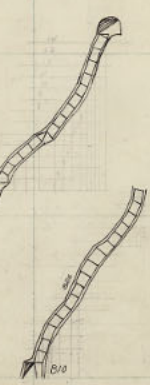

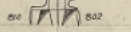
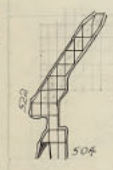


304

E1022R
E1022R

E1022R





1000

256 257 258 259 260 261 262 263 264 265 266 267 268 269 270 271 272 273 274 275 276 277 278

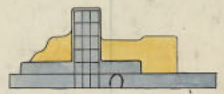
311

310

309



308

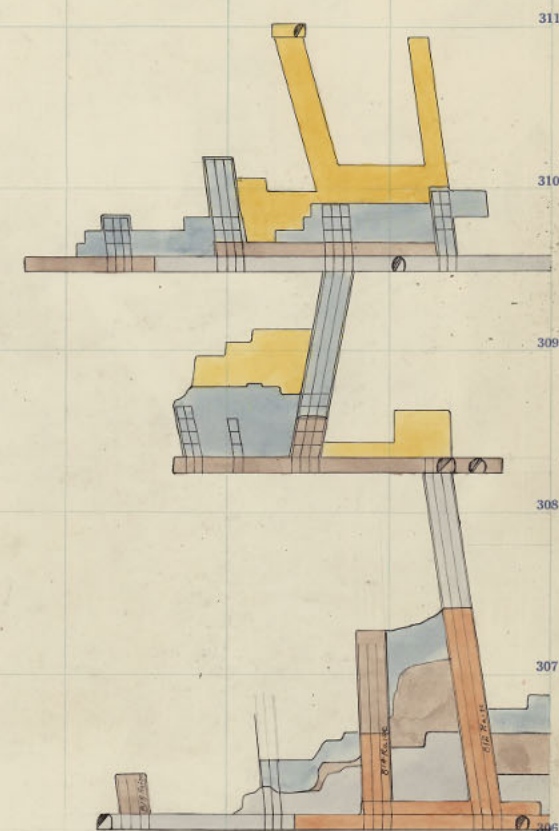


307

306

305

304



311

310

309

308

307

306

305

304

256

257

258

259

260

261

262

263

264

265

266

267

268

269

270

271

272

273

274

275

276

277

278

311

310

309

308

307

306

305

304

256

257

258

259

260

261

262

263

264

265

266

267

268

269

270

271

272

273

274

275

276

277

278

311

310

309

308

307

306

305

304

