

K-31

1

STOPE BOOK
PENNA-SILVER BOW MINES

1-5

5749-5750



Silver Bow
SILVER BOW
200

BOZEMAN
BOZEMAN
100

JIC
JIC
200

JOHNS
JOHNS
100

GLENGARY
GLENGARY
100

MONITOR
MONITOR
FIRST

GRASSQUIRREL
GRASSQUIRREL
#2 125

ONEIDA
ONEIDA
170

NEVA
NEVA
150

GOPHER
GOPHER
150


PAT WALL
PAT WALL
186

NEVA
NEVA
171

TREE
TREE
15

GAMBES
GAMBES
200

TR
TR
135



333

334

335

336

337

338

339

340

341

342

343

344

Silver Bow
 SILVER BOW 200
 BOZEMAN 100
 JIC 200
 IDUNA 100
 GLENGARY 100
 GLENGARY
 MONITOR 100
 Feast
 GUN SQUIRREL #2 125
 ONIDA 170
 NEVA 150
 GOPHER ILL 150
 PAT WALL 186
 NEVA 171
 TEER CAMBES 150
 TEER CAMBES 2 200
 T. KEMPER 155

319

318

317

316

315

314

313

312

This image shows a page from a ledger or account book. The page is cream-colored and features a grid of 10 columns and 10 rows. The columns are numbered at the top, starting from 322 on the left and ending at 333 on the right. The grid is formed by light blue lines. The page is bound on the left side, with a red cover visible at the top and bottom edges. The paper shows signs of age, including some discoloration and a small stain in the lower right quadrant.

333

334

335

336

337

338

339

340

341

342

343

344

1

Silver Bow
200
BOZEMAN
100

JIC
200
JOUNA
100

GLENGARY
100
MONITOR
FIRST

GRASSQUIZZAL
#2
125

ONEIDA
NEVA
170
150
GOPHER
ILL
186

TEEG
CAMBERS
10
200

TEEG
CAMBERS
135

319

318

317

316

315

314

313

312

The image shows a page from an old ledger or account book. The page is cream-colored with a light blue grid. The grid consists of 12 columns and 10 rows. The columns are labeled with numbers at the top: 322, 323, 324, 325, 326, 327, 328, 329, 330, 331, 332, and 333. The page is otherwise blank, with no entries or markings within the grid cells. The left edge of the page shows a dark red binding.

333	334	335	336	337	338	339	340	341	342	343	344
											319
											318
											317
											316
											315
											314
											313
											312

Silver Bow 200
 BOWMAN 100
 JIC 200
 IOWA 100
 GLENGARY 100
 GLENGARY 100
 MONITOR #2 125
 GRASSQUAIL 170
 ONEIDA 170
 NEVA 150
 GOPHER ILL 150
 PAT WALL 186
 NEVA 171
 TREE CAMBES 200
 KEMPE 135

322

323

324

325

326

327

328

329

330

331

332

333

333

334

335

336

337

338

339

340

341

342

343

344

Silver Bow
200

BOZEMAN
100

JIC
200

IDAHO
100

GLENGARY
100

MONITOR
FIRST

GRASSQUIZZAL
#2 - 125

ONEIDA
170

NEVA
150

GOPHER
150

OR PAT WALL
186

NEVA
171

TEAR
15

CAMBERS
200

TEAR
135

319

318

317

316

315

314

313

312

333

334

335

336

337

338

339

340

341

342

343

344

Silver Bow
Silver Bow
200
Bosque
100

JIC
IOWA
200
100

GLENGARY
100

MONITOR
FIRST

Geo Squirrel
#2
125

ONEDA
170

NEVA
Gopher
150
150

PAT WALL
186

NEVA
171

TEEP
CAMBES
15
200

TEEP
CAMBES
135

319

318

317

316

315

314

313

312

333	334	335	336	337	338	339	340	341	342	343	344
											319
											318
											317
											316
											315
											314
											313
											312

Silver Bow
200
Bohane
100
JIC
200
IOWA
100
GLENGARY
100
MONITOR
FIRST
#2
125
ONIDA
170
NEVA
150
GENERAL
PAT WALL
186
NEVA
171
TEEP
CAMBERS
200
135

A grid of 12 columns and 10 rows on aged paper. The columns are labeled at the top with numbers 322 through 333. The grid is formed by light blue lines. The paper is off-white with some minor staining and discoloration, particularly along the left edge and in the lower half.

333

334

335

336

337

338

339

340

341

342

343

344

319

318

317

316

315

314

313

312

Silver Bow 200
 Boone 100
 JIC 200
 IDUNA 100
 GLENGARY 100
 MONITOR #2 125
 GIG SAWELL
 ONEIDA 170
 NEVA 150
 GORNER ILL 150
 PAT WALL 186
 HOGS 171
 TRER CAMBERS 200
 TL KEMPER 135

333

334

335

336

337

338

339

340

341

342

343

344

SILVER BOW 200
 BORISME 100
 JIG 200
 IDUNA 100
 GLENGARY 100
 MONITOR #2 125
 GIP SQUIRELL 125
 ONIDA 170
 NEVA 150
 GORNER ILL 150
 PARTWALL 186
 MOCA 171
 TEER CAMBERS 2 196
 TEER CAMBERS 2 200
 TEER CAMBERS 2 135

319

318

317

316

315

314

313

312

322

323

324

325

326

327

328

329

330

331

332

333

333 334 335 336 337 338 339 340 341 342 343 344

SILVER BOW
 200
 BOWTIE
 100
 JIG
 200
 TUNA
 100
 GLENGARY
 100
 MONITOR #1
 GLO SQUIRREL #2
 125
 ONEDA
 170
 NEVA
 150
 GOMPER ILL
 150
 PART WALL
 186
 MORGAN
 171
 TEEB CAMBERS #1
 16
 200
 TEEB CAMBERS #2
 135

319

318

317

316

315

314

313

312

322

323

324

325

326

327

328

329

330

331

332

333

334

333

334

335

336

337

338

339

340

341

342

343

9

344

319

318

317

316

315

314

313

312

Silver Bow
Silver Bow
200

Bozime
100

JIG
200

Touna
100

GLENGARY
100

MONITOR #1
FIRST

GLA-SQUIRREL
#2 - 125

ONIDA
170

NEVA
150

GOMER, LL
150

PART WALL
186

INGROVE
MORA 1
171

TEEP CAMBERS
16
200

TEEP
135

333

334

335

336

337

338

339

340

341

342

343

344

319

318

317

316

315

314

313

312

Silver Bow
200

Bojrite
100

JIC
200

Iduna
100

GLENGARY
100

MONITOR
FIRST

GroSquartz
#2 125

ONIDA
170

NEVA
150

DUTTON
150

Gopher LL
186

PAR WALL
171

TEAR
16 200

CAMARCO
135

322

323

324

325

326

327

328

329

330

331

332

333

333 334 335 336 337 338 339 340 341 342 343 344

Silver Bow
200

Bojune
100

JIC
200

Iduna
100

GLENGARY
100

MONITOR #2
FIRST 125

ONEIDA
170

NEVA
150

Gopher, LL
150

PART WALL
186

INGROVE
MORAY
171

TEAR CAMBESSEY
196 200

ST. KEMPER
135

319
318
317
316
315
314
313
312

322

323

324

325

326

327

328

329

330

331

332

333

333

334

335

336

337

338

339

340

341

342

343

344

Silver Bow
Silver Bow
200

Bosime
100

JIC
200

Iduna
100

Glendary
100

MONITOR
FIRST

Gus Squibb
#2 - 125

ONEIDA
170

NEVA
150

PUTTIN
Gopier, LL
150

DR
PART WALL
186

OSBORNE
Nos. 1
171

TEER
CANDLES
15
200

KEMPER
135

319

318

317

316

315

314

313

312

333 334 335 336 337 338 339 340 341 342 343 344

SILVER BOW
SILVER BOW
200

BOZIME
100

JIC
200

IDUNA
100

GLENDARY
100

MONITOR #1
FIRST

GLAUSQUELL
#2 - 125

ONEIDA
170

NEVA
1150

PUTTIN
150

DR PAT WALL
186

OSAGE
171

TEAR CANDLES
16

2 1/2 KEMPER
200

135

319
318
317
316
315
314
313
312

333

334

335

336

337

338

339

340

341

342

343

344

SILVER BOW
200

JIC
200

BOQUINE
100

IDUNA
100

GLENGARY
100

MONITOR #2
125

GRIP SQUIZAL
170

ONEIDA
150

NEVA
150

GOULD LL
186

PATTEN
171

PART WALL
171

OSGROVE
19

TEAR CAMBLES
200

ST. KEMPER
135

319

318

317

316

315

314

313

312

333

334

335

336

337

338

339

340

341

342

343

344

SILVER BOW
200

JIC
200

BOSSINE
100

JIC
200

IDAUNA
100

GLENGARY
100

MONITOR #2
FIRST 125

GRIP-SQUIZZAL
170

ONEIDA
170

NEVA
150

GOPIAL LL
150

PAT WALL
186

OSGROVE
171

TEER
19

CAMBERS
200

ST. KEPPER
135

319

318

317

316

315

314

313

312

322 323 324 325 326 327 328 329 330 331 332 333

The page contains a grid of 12 columns and 10 rows. The columns are labeled at the top with the numbers 322 through 333. The grid is formed by light blue lines on a cream-colored background.

333

334

335

336

337

338

339

340

341

342

343

344

319

318

317

316

315

314

313

312

SILVER BOW
200

BOZIME
100

JIC
200

IDUNA
100

GLENGARY
100

MONITOR #2
FIRST

GAIN SQUIRREL
#2 125

ONEIDA
170

NEVA
150

PATTON
150

PAT WALL
186

COBBLE
171

TEAR CAMBES
19

ST. KEMPER
200

135

The page contains a grid of 12 columns and 10 rows. The columns are labeled at the top with the numbers 322 through 333. The grid is formed by light blue lines on a cream-colored background. The page is otherwise blank.

333 334 335 336 337 338 339 340 341 342 343 344

SILVER BOW
 SILVER BOW
 200
 BOSSIME
 100
 JIC
 JIC
 200
 IDUNA
 100
 GLENGARY
 GLENGARY
 100
 MONITOR #2
 FIRST
 125
 GIN SQUIRREL
 ONEDA
 170
 NEVA
 150
 GOMER LL
 180
 PAT WALL
 186
 COSSBOVE
 171
 TERRY CAMPBELL
 19
 200
 ST. KEMPER
 135

319
318
317
316
315
314
313
312

333

334

335

336

337

338

339

340

341

342

343

344

SILVER BOW 200
 SILVER BOW 100
 JIC 200
 JIC 100
 IDUNA 100
 GLENGARY 100
 GLENGARY 100
 MONITOR #2 FIRST 125
 GRISQUIRALL 170
 ONEIDA 150
 NEVA 150
 DUTTON 186
 DUTTON 186
 PART WALL 171
 COSSBOVE 19
 TEER CAMBLES 200
 D. ST. KEMPER 135

319

318

317

316

315

314

313

312

322 323 324 325 326 327 328 329 330 331 332 333



333

334

335

336

337

338

339

340

341

342

343

344

Slater Bow 200
 Boring 100
 JIC 200
 Iduna 100
 GLENGARY 100
 GIP SQUIRREL 125
 MONITOR #2 125
 ONEDA 170
 NEVA 150
 DUTTON 150
 PART WALL 186
 COSSBOVE 171
 TEAR CAMBES 19
 200
 KEMPER 135

319

318

317

316

315

314

313

312

The page contains a grid of 12 columns and 10 rows. The columns are labeled at the top with the numbers 322 through 333. The grid is formed by light blue lines on a cream-colored background. The page is otherwise blank.

333

334

335

336

337

338

339

340

341

342

343

344

319

318

317

316

315

314

313

312

Sliver Bow 200
 Boring 100
 JIC 200
 Iduna 100
 GLENGARY 100
 MONITOR #2 FIRST 125
 Gips Squirrel 170
 ONEDA 150
 NEVA 150
 DITTOR #2 180
 PART WALL 186
 COGROVE 171
 TEER CAMBES 190
 ST. KEMPER 135

333

334

335

336

337

338

339

340

341

342

343

344

319

318

317

316

315

314

313

312

Silver Bow
200

JIC
200

Iduna
100

GLENGARY
100

MONITOR
FIRST

GRASSY
#2 125

ONIDA
170

NEVA
150

DUTTON
150

PART WALL
186

OSGROVE
171

TEAR CAMBES
16 200

ST. KEMPER
135

333

334

335

336

337

338

339

340

341

342

343

344

319

318

317

316

315

314

313

312

SILVER BOW
200

JIC
200

Iduna
100

GLENGARY
100

MONTOUR #2
FIRST

GRASSY
125

ONEIDA
170

NEVA
150

DUTTON
150

PART WALL
186

OSGROVE
171

TEAR CAMBERS
16

OSGROVE
200

OSGROVE
135

333

334

335

336

337

338

339

340

341

342

343

344

SILVER BOW 200
 BOZEMAN 100
 JIC 200
 IDUNA 100
 GLENGARY 100
 MONTROE #1 FIRST
 GOSQUILL #2 125
 ONEDA 170
 NEVA 150
 DUTTON #1 150
 PAT WALL 186
 COSSBOVE (MORA) 171
 TRIP CAMBERS 16
 ST. KEMPER 200
 135

319

318

317

316

315

314

313

312

333

334

335

336

337

338

339

340

341

342

343

344

Silver Bow
200

Bozome
100

JIC
200

Iduna
100

GLENGARY
100

MONTOUR #2
125

ONEIDA
170

NEVA
150

DITTON
150

PART WALL
186

OSGROVE
171

TEEP
16

ST. KEMPER
200

135

319

318

317

316

315

314

313

312

333 334 335 336 337 338 339 340 341 342 343 344

319

318

317

316

315

314

313

312

Silver Bow
Silver Bow
200

JIC
JIC
200

Iduna
Iduna
100

Glengary
Glengary
100

Montrose
Montrose #2
125

ONEIDA
ONEIDA
170

NEVA
NEVA
150

DUTTON
DUTTON
150

PART WALL
PART WALL
186

OSGROVE
OSGROVE
171

TEAR CAMBESSE
TEAR CAMBESSE
16

D. ST. KEMPER
D. ST. KEMPER
200

135

322 323 324 325 326 327 328 329 330 331 332 333

The page contains a grid of 12 columns and 10 rows. The columns are labeled at the top with numbers 322 through 333. The grid is formed by light blue lines on a cream-colored background. The first row is the header row with the column numbers. The remaining 9 rows are empty, providing space for data entry.

333

334

335

336

337

338

339

340

341

342

343

344

Silver Bow
200

JIC
200

JIC
100

GLENDARY
100

MONITOR #2
125

ONEIDA
170

NEVA
150

DUTTON
150

PART WALL
186

COSSBOVE
171

TEER
16

TEER
200

135

319

318

317

316

315

314

313

312

333 334 335 336 337 338 339 340 341 342 343 344

319

318

317

316

315

314

313

312

Silver Bow
Silver Bow
200

Bojune
100

JIC
200

Touha
100

GLENGARY
100

MONITOR #2
FIRST

GROSVENOR
#2 - 125

ONEIDA
170

NEVA
150

DUTTON
150

GOPHER ILL
186

COSGROVE
NORAI
171

TEEP
CAMBER'S
196
200

135

333

334

335

336

337

338

339

340

341

342

343

344

SILVER BOW
200

JIC
200

JIC
100

GLENGARY
100

MONITOR #2
FIRST 125

GHSQUIGEL
170

ONEIDA
150

DUTTON
150

PART WALL
186

OSGROVE
171

TEAR
16

OSGROVE
200

OSGROVE
135

319

318

317

316

315

314

313

312

The page contains a grid of 10 columns and 10 rows. The columns are defined by vertical blue lines, and the rows are defined by horizontal blue lines. The grid covers the majority of the page area below the header.

333

334

335

336

337

338

339

340

341

342

343

344

SILVER BOW
200

BOEING
100

JIC
200

LOUNA
100

GLENGARY
100

MONITOR #1
FIRST

GRO SQUIRREL
#2 - 125

ONEIDA
170

NEVA
150

DUTTON
150

PART WALL
186

COSGROVE
171

TEAR CARBETS
19

200

135

319

318

317

316

315

314

313

312

333

334

335

336

337

338

339

340

341

342

343

344

SILVER BOW
SILVER BOW
200

BOEHME
100

JIC
200

TOUNA
100

GLENGARY
100

GLENGARY
100

HARRISON
MONITOR #2 - 125

GRO SQUIRREL
125

ONEIDA
170

NEVA
150

DUTTON
150

GOPHER LL
186

PART WALL
171

OSGROVE
171

TEAR CAMBERS
196

200

BEL KEMPER
135

319

318

317

316

315

314

313

312

333

334

335

336

337

338

339

340

341

342

343

344

319

318

317

316

315

314

313

312

Slater Bow
200

Boehme
100

JIC
200

TDUNA
100

GLENGARY
100

MONITOR #1
FIRST

GRO SQUIZELL
#2 - 125

ONEIDA
170

NEVA
150

DUTTON
150

GOPHER LL
186

PART WALL
171

OSGROVE
171

TRER
19

CHAMBERS
200

KEPNER
135

The page contains a grid of 12 columns and 10 rows. The columns are labeled at the top with the numbers 322 through 333. The grid is formed by light blue lines on a cream-colored background. The page is otherwise blank.

333 334 335 336 337 338 339 340 341 342 343 344

SILVER BOW
200

BOEHME
100

JIC
200

TDUNA
100

GLENGARY
100

MONITOR #2
FIRST
125

ONEIDA
170

NEVA
150

DUTTON
150

GOPHER LL
186

PAT WALL
171

OSGROVE
171

TRER
19

CAMBER
200

BEL
135

319
318
317
316
315
314
313
312

322 323 324 325 326 327 328 329 330 331 332 333



333

334

335

336

337

338

339

340

341

342

343

344

319

318

317

316

315

314

313

312

SILVER BOW
SILVER BOW
200

BOEING
100

JIC
200

LEUNA
100

GLENGARY
100

MONITOR #2
FIRST
125

ONEIDA
170

NEVA
150

DUTTON
150

GOPHER LL
186

PART WALL
171

OSGROVE
171

TEAR
16

CAMBERS
200

KEPNER
135

333 334 335 336 337 338 339 340 341 342 343 344

319

318

317

316

315

314

313

312

Silver Bow
200

Boehme
100

JIC
200

Touva
100

GLENGARY
100

Monte
FIRST

GRISQUELL
#2 - 125

ONEIDA
170

NEVA
150

DUTTON
150

Gopher LL
186

PART WALL
171

OSGROVE
NO. 7

TERR
19

CHAMBERS
200

KEEFE
135

333

334

335

336

337

338

339

340

341

342

343

344

319

318

317

316

315

314

313

312

SILVER BOW
200

JIC
200

JIC
100

GLENGARY
100

MONITOR #2 - 125

ONIDA
170

NEVA
150

DUTTON
150

PAT WALL
186

OSGROVE
171

TREE CAMBERS
19

SIL KEMPER
200

135


322 323 324 325 326 327 328 329 330 331 332 333

Pat Wall
Shaft
Elev 5670
5668.50

Westlake
Shaft
Elev 5669.17

MINED OUT

BY
BERKELEY PIT



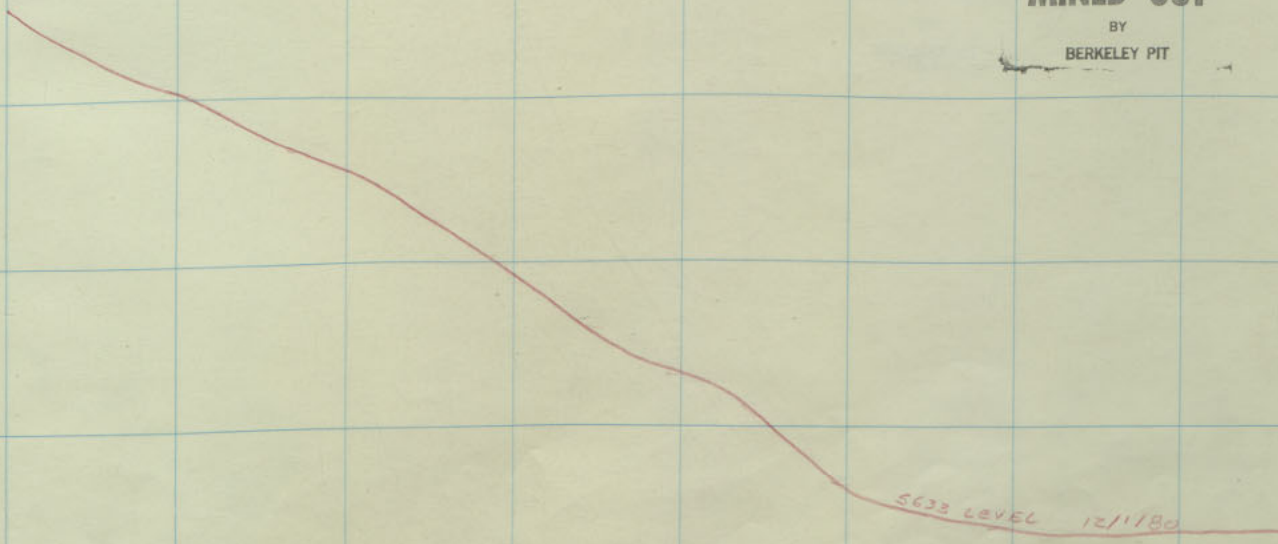
5633 LEVEL
12/1/80

333 334 335 336 337 338 339 340 341 342 343 344

319
318
317
316
315
314
313
312

Silver Bow
200
JIC
200
JIC
100
GLENGARY
100
MONITOR #2 - 125
ONIDA
170
NEVA
150
DUTTON
150
PAT WALL
186
CORBY
171
TREB
19
200
135

MINED OUT
BY
BERKELEY PIT



322 323 324 325 326 327 328 329 330 331 332 333

Pal Mall Shaft

Moslake Shaft

MIND OUT

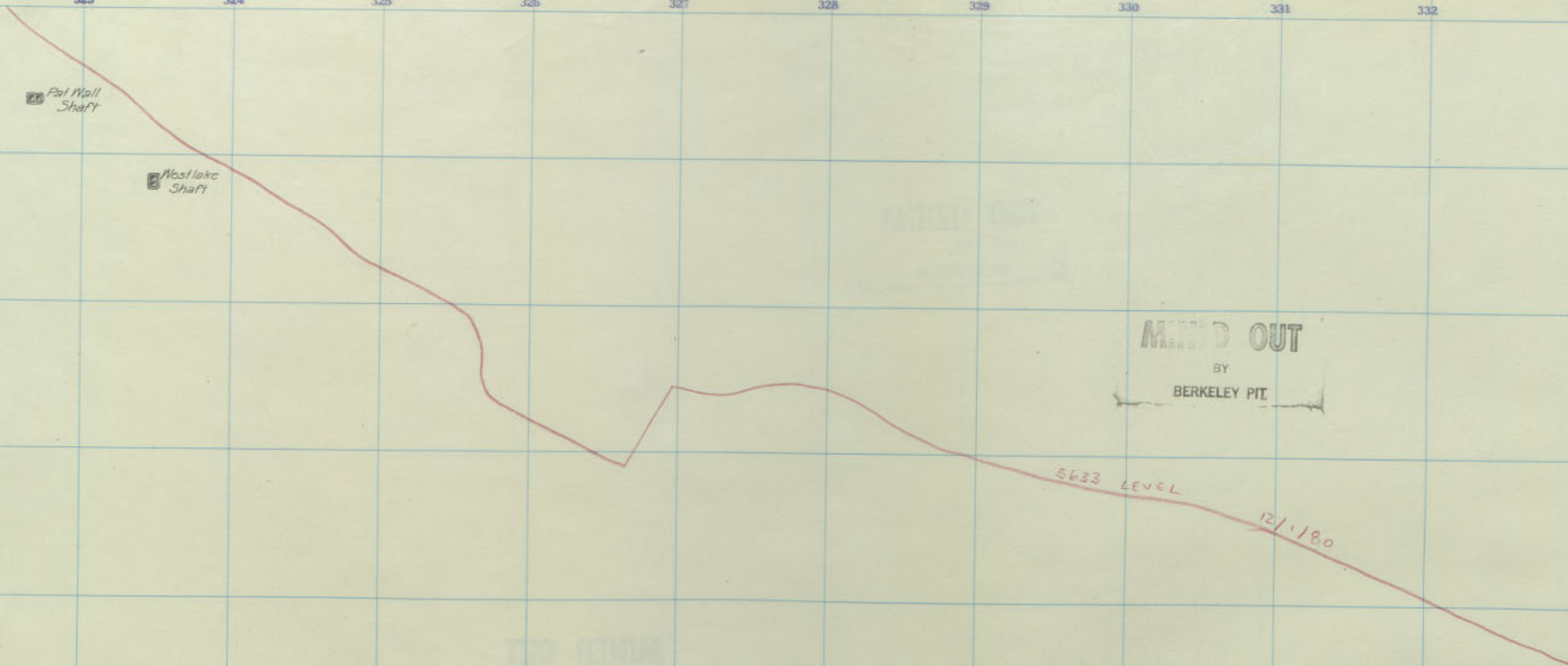
BY

BERKELEY PIT

5633 LEVEL

12/1/80

ELEN. 5664



TUC-CHINA

BY

MINED OUT

BY

BERKELEY PIT

5633 LEVEL 12/1/80

SILVER BOW 200
 SILVER BOW BOSSLINE 100
 JIC 200
 JIC TOUNA 100
 GLENGARY 100
 MONTON GND SQUIZZEL #2 - 125
 ONIDA 170
 NEVA 150
 DUTTON Gopher LL 150
 PAT WALL 186
 COBBOVE NOBA 171
 TREE CAMBERS 19
 PAT WALL 200
 PAT WALL 135

322 323 324 325 326 327 328 329 330 331 332 333


Pat Wall Shaft

Westlake Shaft

Ross O'Malley Shaft
EL. 6657 (54)

MINED OUT
BY
BERKELEY PIT

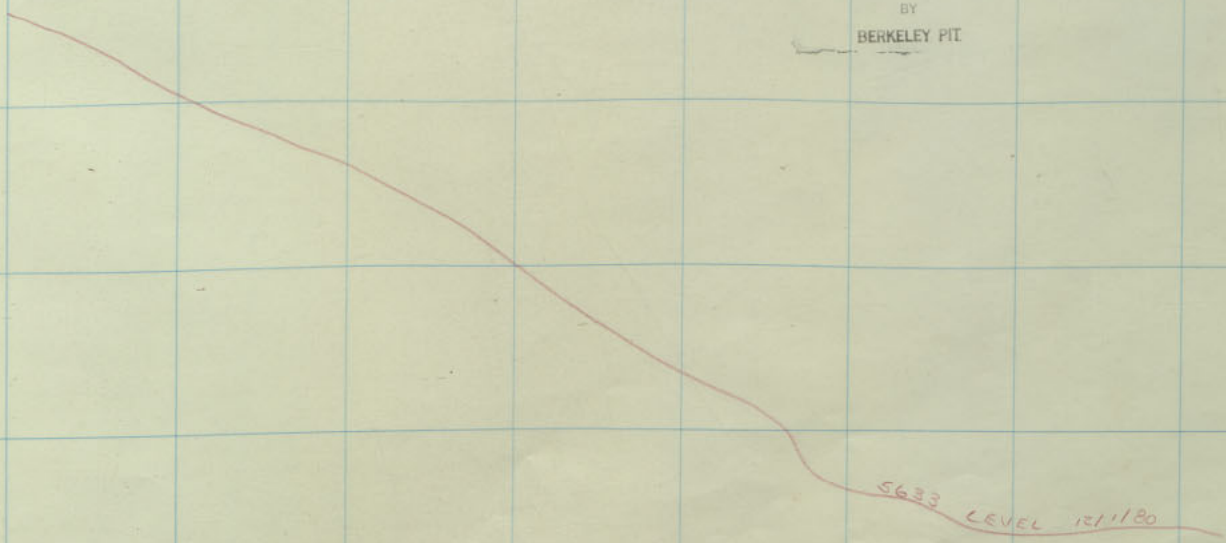
5633 LEVEL 12/1/80



333 334 335 336 337 338 339 340 341 342 343 344

100 200
300 400

MINED OUT
BY
BERKELEY PIT



5633 LEVEL 12/1/80

SILVER BOW 200
 SILVER BOW BOSSWELL 100
 JIC 200
 JIC TOWN 100
 GLENGARY 100
 MONTROSE GNS SQUIRELL 125
 ONIDA 170
 NEVA GOPHER ILL 150
 DUTTON PART WALL 180
 COGGROVE 171
 TREE CAMPBELL 200
 B. ST. KEMPER 135

319
318
317
316
315
314
313
312

322 323 324 325 326 327 328 329 330 331 332 333

Portwell Shaft

Westlake Shaft

Rose O'Malley Shaft

Uma Shaft
Elev. 5040.07

MINED OUT

BY
BERKELEY PIT

5635 LEVEL 12/1/80

ELEV 5048

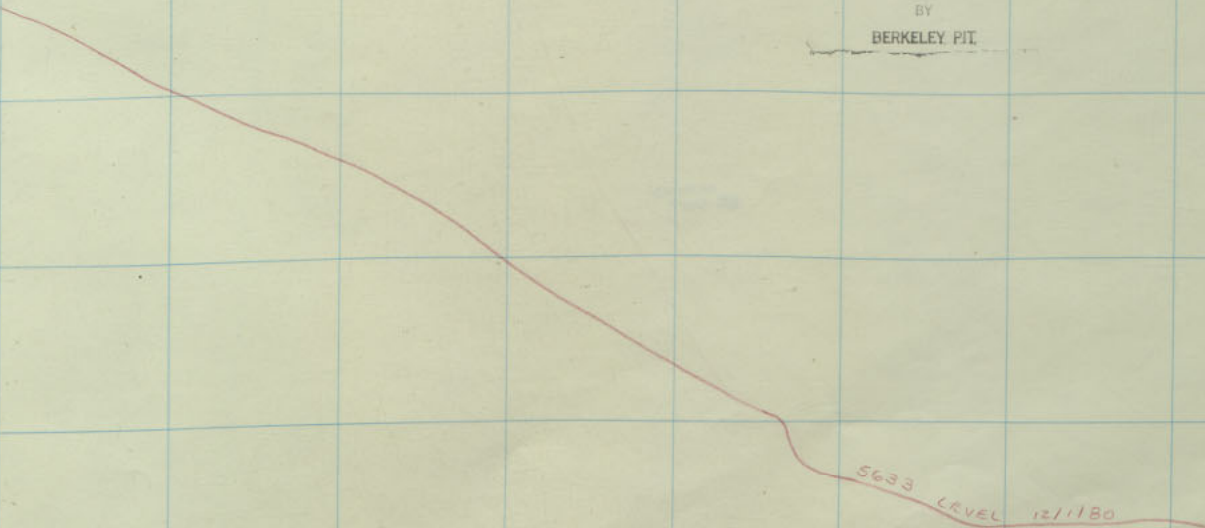
333 334 335 336 337 338 339 340 341 342 343 344

140 12/18
13
12/18/80

ONEIDA SH COLLAR
EL 4648.12

PAINTED OUT
BY
BERKELEY PIT

5633 LEVEL 12/1/80



SILVER BOW
200
100

JIC
200
100

GLENDARY
100

MONITOR
FIRST

ONEIDA
170

NEVA
150
150

DUTTON
180
171

COGGROVE
171

TREE CAMP
150
135

319
318
317
316
315
314
313
312

322 323 324 325 326 327 328 329 330 331 332 333

Pat Wall Shaft

Westlake Shaft

MINED OUT
BY
BERKELEY PIT

Rose O'Malley Shaft

5633 LEVEL 12/1/20

Kemper Shaft
E13640.99

bluna Shaft

Potering Shaft
E15640(Est)

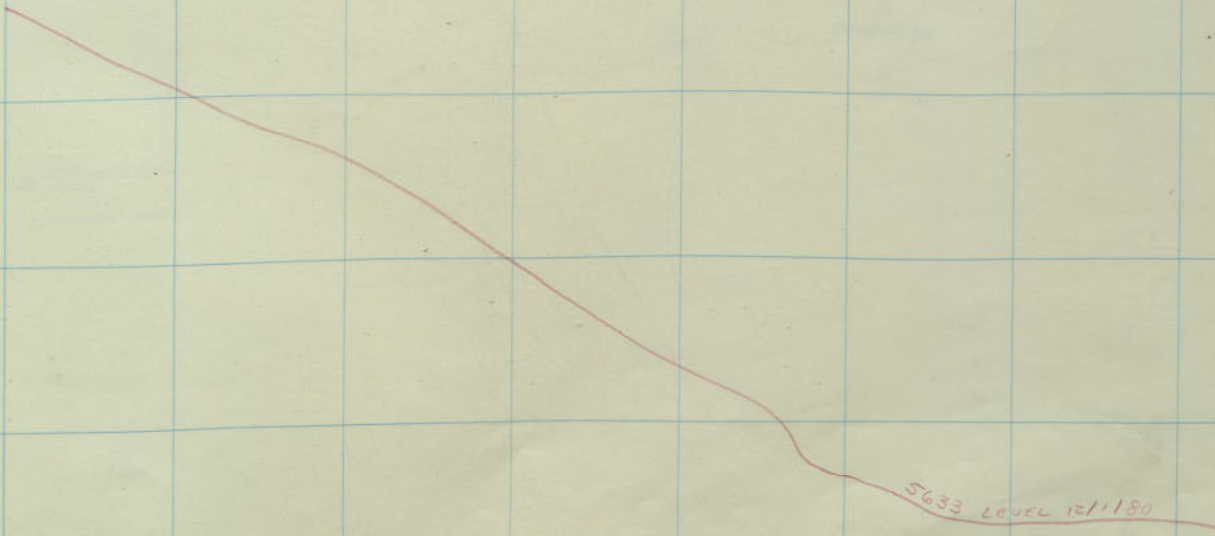
333 334 335 336 337 338 339 340 341 342 343 344

310
318
317
316
315
314
313
312

SILVER BOW
SILVER BOW
200
100
JIC
JIC
200
100
JOUNA
JOUNA
100
100
GLENGARY
GLENGARY
100
100
MONITOR
MONITOR
FIRST
FIRST
GEO SQUIGL
GEO SQUIGL
#2 - 125
#2 - 125
ONIDA
ONIDA
170
170
NEVA
NEVA
150
150
DUTTON
DUTTON
150
150
PART WALL
PART WALL
186
186
COBBROVE
COBBROVE
171
171
TRER
TRER
15
15
PELL
PELL
200
200
KEMPE
KEMPE
135
135

Onida Sh.

MINED OUT
BY
BERKELEY PIT



Pat Wall Shaft

Westlake Shaft

MINED OUT
BY
BERKELEY PIT

Exoc O'Malley

5633 LEVEL 12 1/2'

Kemper Shaft

Iduna Shaft

Ground Squirrel Shaft
E15632.83
(From Kemper maps)

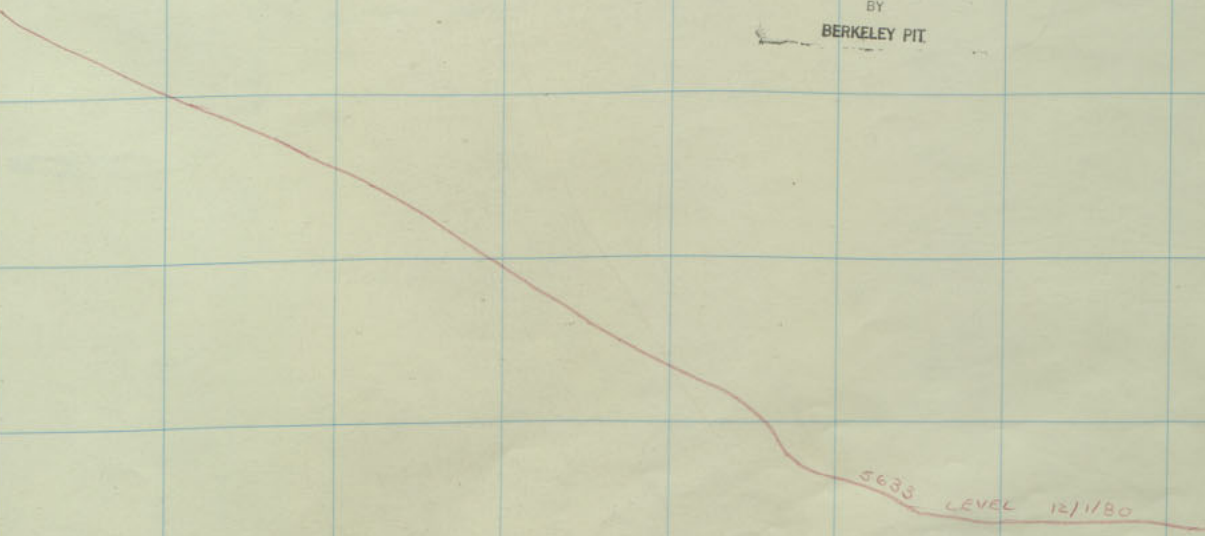
333 334 335 336 337 338 339 340 341 342 343 344

319
318
317
316
315
314
313
312

SILVER BOW
SILVER BOW 200
BOEHME 100
JIC 200
JIC 100
GLENGARY 100
MONITOR #2 - 125
ONIDA 170
NEVA 150
DUTTON 150
PART WALL 186
COBBOVE 171
TRENTON 200
P. ELLIOTT 135

Oneida Sh.

MINED OUT
BY
BERKELEY PIT



322 323 324 325 326 327 328 329 330 331 332 333

Port Mall Shaft

Westlake Shaft

Oose O'Malley Shaft

Kuma Shaft

Kemper Shaft

Ground Squirrel Shaft

MINED OUT

BY

BERKELEY PIT

5561 LEVEL 12/1/90

333 334 335 336 337 338 339 340 341 342 343 344

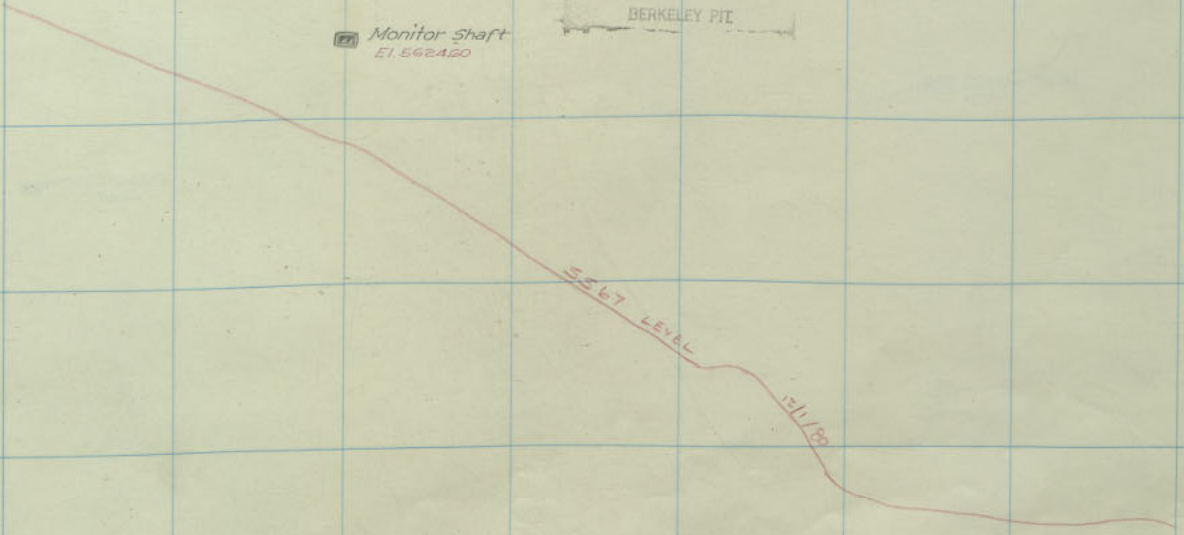
SILVER BOW
 SILVER BOW BOEHME 200
 JIC 200
 JIC 100
 GLENGARY 100
 MONITOR MONITOR #2 - 125
 GHO SQUIRELL 170
 ONIDA 150
 NEVA 150
 DUTTON Gopher IL 150
 PAT WALL 186
 COBBROVE 171
 TRENTON 150
 PELLUM 200
 KEMBE 135

Onida Str.

MINED OUT
BY
BERKELEY PIT

Monitor Shaft
E1 562420

5567 LEVEL
12/1/80



1887
Elev. 5619

322 323 324 325 326 327 328 329 330 331 332 333

Pat Wall Shaft

Westlake Shaft

Rose O'Malley Shaft

Voluna Shaft

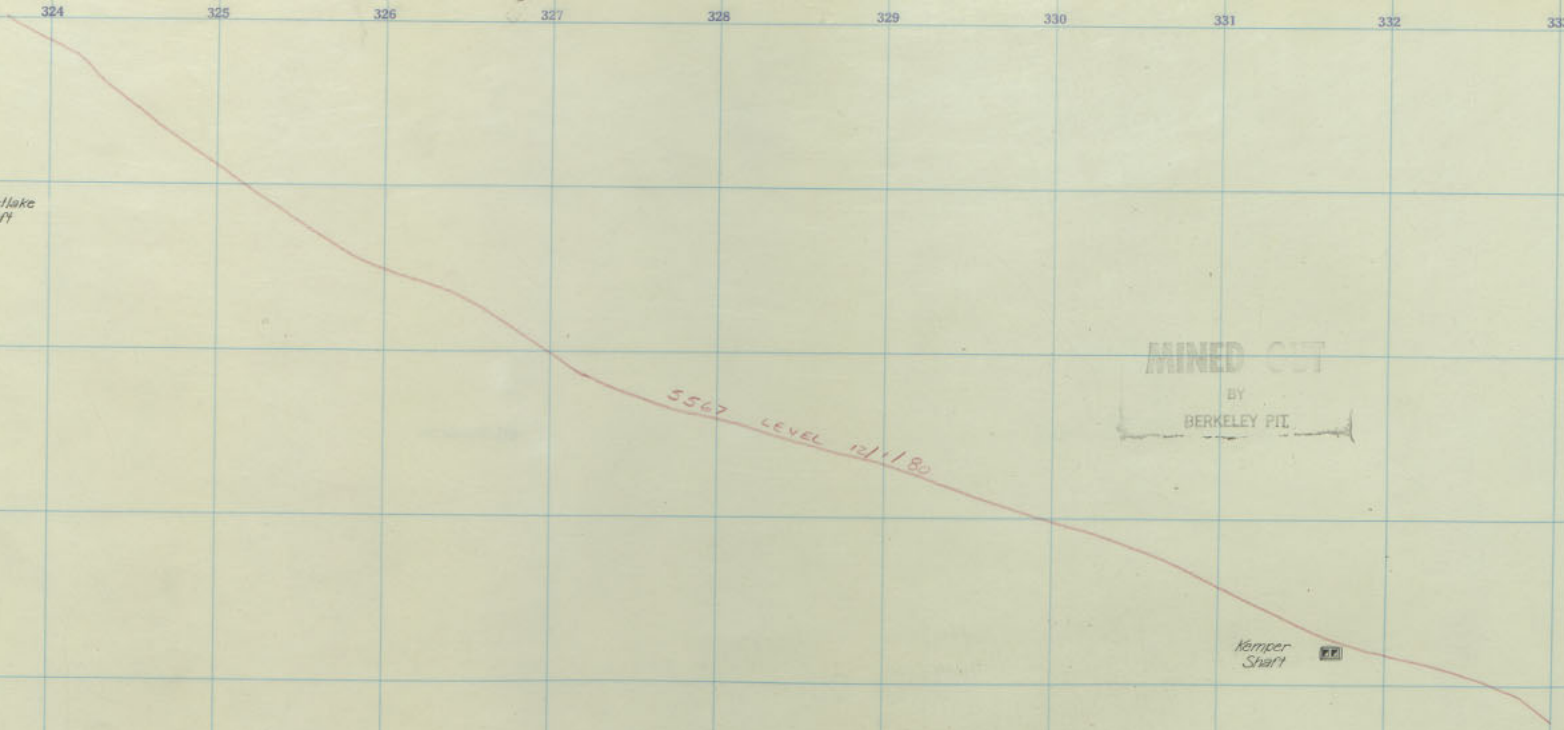
Kemper Shaft

Ground Squirrel Shaft

MINED OUT
BY
BERKELEY PIT

5567 LEVEL 12/1/80

ELEV. 5619



333 334 335 336 337 338 339 340 341 342 343 344

SILVER BOW
 SILVER BOW BOERME 200
 JIC 200
 JIC 100
 GLENGARY 100
 MAINTENANCE MONITOR #2 - 125
 GHO SQUIZZEL 170
 ONIDA 150
 NEVA GOPHER ILL. 150
 DUTTON PART WALL 186
 COBBOVE NOVA 171
 TRENTON 200
 FELLMAN 135

Onida Sh.

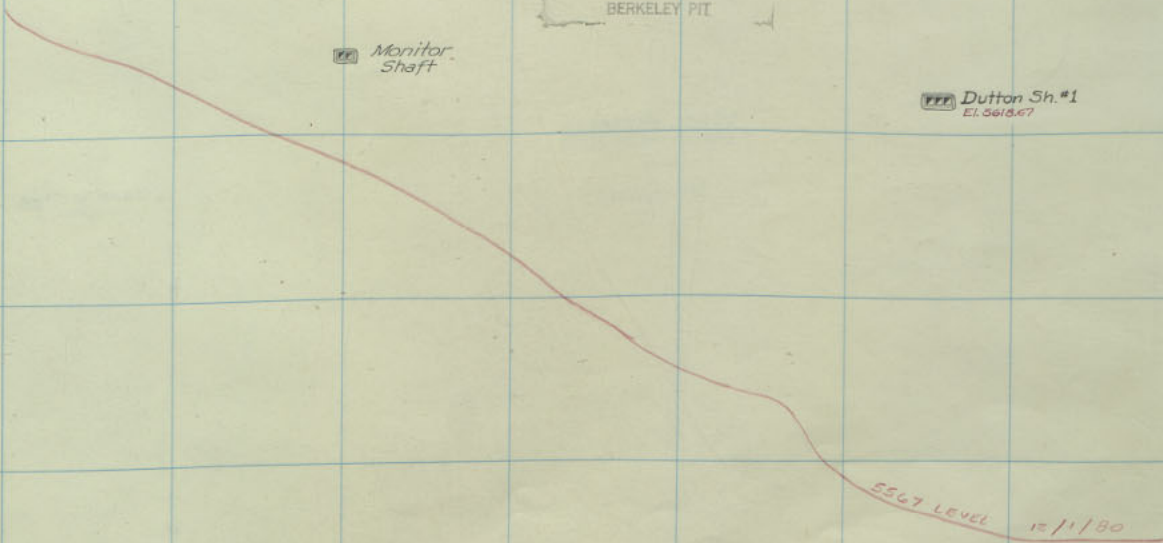
MINED OUT

BY
BERKELEY PIT

Monitor Shaft

Dutton Sh. #1
El. 5613.67

5567 LEVEL 12/11/80



322 323 324 325 326 327 328 329 330 331 332 333

Pat Hall Shaft

Westlake Shaft

Rose O'Malley Shaft

Kilma Shaft

Kemper Shaft

Ground Squirrel Shaft

MINED OUT

BY
BERKELEY PIT

5567 LEVEL 12/180

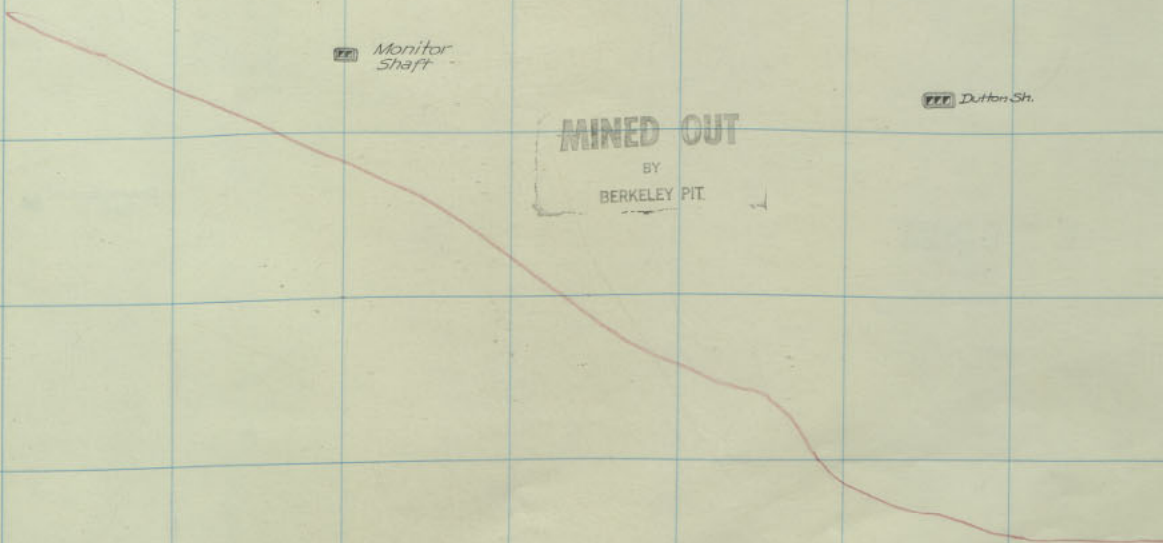
SILVER BOW
 SILVER BOW
 200
 BOHEME
 100
 JIC
 JIC
 200
 IDUNA
 100
 GLENGARY
 GLENGARY
 100
 MONITOR
 MONITOR
 #2
 FIRST
 125
 ONIDA
 ONIDA
 170
 NEWA
 NEWA
 150
 Gopher
 Gopher
 150
 PAT WALL
 PAT WALL
 186
 COGBOVE
 COGBOVE
 171
 TRENT
 TRENT
 19
 CAMBERS
 CAMBERS
 200
 KIMBER
 KIMBER
 135

Onida Sh.

Dutton Sh.

Monitor Shaft

MINED OUT
 BY
 BERKELEY PIT



322 323 324 325 326 327 328 329 330 331 332 333

Red Wall Shaft

West Lake Shaft

Gopher St. ELEV. 5602

MINED OUT

BY
BERKELEY PIT.

5567 LEVEL

12/1/80

Rose O'Malley Shaft

Kemper Shaft

Iduna Shaft

Ground Squirrel Shaft

333 334 335 336 337 338 339 340 341 342 343 344

319
318
317
316
315
314
313
312

SILVER BOW
SILVER BOW 200
BOEHME 100
JIC 200
TOUNA 100
GLENGARY 100
MONITOR FIRST
GEO. SQUIRREL #2 - 125
ONIDA 170
NEVA GORNER 150
DUTTON 150
PAT WALL 186
COBBOVE NO. 2 171
TRENTON 200
PELLHAM 135

Oneida Sh.

Monitor Shaft

Dutton Sh.

Neva Sh. Collar
E15601.83

MINED OUT
BY
BERKELEY PIT

5567 LEVEL
12/1/86

NEVA COLLAR 5602

322 323 324 325 326 327 328 329 330 331 332 333

Pat Wall Shaft

Westlake Shaft

Gopher 201c

Rose O'Malley Shaft

Louisa Shaft

Kemper Shaft

Ground Squirrel Shaft

MINED OUT

BY
BERKELEY PIT

5567 LEVEL
12/1/80

333 334 335 336 337 338 339 340 341 342 343 344



Onida Sh.

MINED OUT
BY
BERKELEY PIT

Monitor Shaft

Dutton Sh.

Neva Sh.

MINED OUT
BY
BERKELEY PIT

5567 LEVEL 12/1/80

Berkeley Crusher 5600'
NEVA 100-10 5555'

- SILVER BOW 200
- BOEHME 100
- JIC 200
- IDAUNA 100
- GLENGARY 100
- MONITOR #1
- MONITOR #2 - 125
- ONIDA 170
- NEVA 150
- DUTTON 150
- NEVA 186
- COGSBROVE 171
- TRENTON 200
- PELLUMPT 135

322 323 324 325 326 327 328 329 330 331 332 333

Pal Mall Shaft

Westlake Shaft

Gopher Pit

MINED OUT
BY
BERKELEY PIT

Rose O'Malley Shaft

Kemper Shaft

Idena Shaft

Ground Squirrel Shaft

5567 LEVEL 12/1/80

333 334 335 336 337 338 339 340 341 342 343 344



Onida Sh.

Monitor shaft

Dutton Sh.

Neva Sh.

5267 LEVEL 12/1/80

MINED OUT
BY
BERKELEY PIT

Terise Sh.
El. 5582.45

Berkeley Caution 5588
Neva 100-9 5588

SILVER BOW
SILVER BOW
200
100
JIC
JIC
200
100
GLENGARY
GLENGARY
100
MONITOR
MONITOR
#2
125
ONIDA
ONIDA
170
NEVA
NEVA
150
DUTTON
DUTTON
150
PAT WALL
PAT WALL
186
CORROVE
CORROVE
171
TERRIER
TERRIER
150
RELIANT
RELIANT
200
135

322 323 324 325 326 327 328 329 330 331 332 333

100 Red Hill Shaft

101 Meslake Shaft

102 Gopher Etc.

MINED OUT

BY
BERKELEY PIT.

5567 LEVEL
12/1/96

103 Kemper Shaft

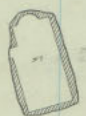
MONITOR
FIRST

104 Rose O'Malley Shaft

105 Iduna Shaft

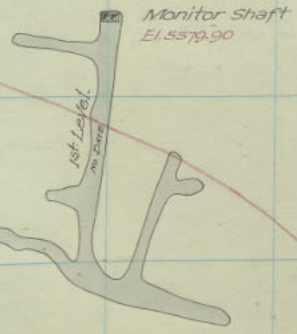
Ground Squirrel Shaft

Ground Squirrel #2- 125-10 Monitor 1st Level
Gopher 150-7



Onida Sh.

Onida Sh.



Dutton Sh.

Neva Sh.

SEE THE HOOD

5567 LEVEL
12/1/80

MINED OUT
BY
BERKELEY PIT

Monitor 1st Level
BERKELEY COINED 5576
NEVA 1865 5581

SILVER BOW
SILVER BOW 200
BOENNE 100
JIC 200
JIC IDUNA 100
GLENGARY 100
MONITOR 130
GEO SQUIBELL #2 125
ONIDA 170
NEVA 150
DUTTON 150
PAT WALL 186
CORROVE 171
TREAR 200
RELMANT 135

322 323 324 325 326 327 328 329 330 331 332 333

Pat Mall Shaft

Weslake Shaft

Gopher Rise

Rose O'Malley Shaft

Iduna Shaft

Kemper Shaft

Ground Squirrel Shaft

MINED OUT

BY BERKELEY PIT

5567 LEVEL 1-1-80

MONITOR FIRST

Ground Squirrel #2 125-9
Gopher 150-6

333 334 335 336 337 338 339 340 341 342 343 344



Oneida Sh.

Monitor Shaft

Dutton Sh.

Neva Sh.

DOH 314-323 I 20
100-115 H 100

MINED OUT
BY
BERKELEY PIT

5.567 LEVEL
12/1/80

Berkeley Chamber 5764
Neva 100-7 5774

SILVER BOW
SILVER BOW
200
BOEMME
100
JIC
200
JOUNA
100
GLENGARY
100
MONITOR
MONITOR
130
GEO SQUIRREL
#2 - 125
ONIDA
170
NEVA
150
DUTTON
150
PAT WALL
186
CORBROVE
NOVA
171
TRENT
100
PILMANT
200
KEMPER
135

322 323 324 325 326 327 328 329 330 331 332 333

MINED OUT

BY
BERKELEY PIT

FT Fat Wall Shaft

FT Nestlake Shaft




FT Rose O'Malley Shaft

FT Indiana Shaft

Kemper Shaft FT

Ground Squirrel Shaft FT

5500 LEVEL
12/1/80



Ground Squirrel #2 125-8
Gopher 110 ft. Level & 150-5

MONITOR
FIRST

333 334 335 336 337 338 339 340 341 342 343 344

TO BE MINED

BERKELEY PIT



Handy Ore Plus
#1

Onida Sh.

MINED OUT

BERKELEY PIT

Monitor Shaft

Dutton Sh.

Neva Sh.

SEE PAT. 1100

5500 LEVEL 12/1/80

SILVER BOW
SILVER BOW
200
100
JIC
JIC
100
200
100
GLENGARY
GLENGARY
100
100
MONITOR
MONITOR
130
130
GEO. SQUIGGLE
#2 - 125
ONIDA
ONIDA
170
170
NEVA
NEVA
150
150
DUTTON
DUTTON
150
150
PAT WALL
PAT WALL
186
186
CORROVE
CORROVE
171
171
TREAS. PELMONT
TREAS. PELMONT
200
200
135
135

20 200-6

BERKELEY CRUSHER
NEVA
100-6
5500'

322 323 324 325 326 327 328 329 330 331 332 333

Pat Wall Shaft

Westlake Shaft

Gopher Raise

MINED OUT
BY
BERKELEY PIT

5500 LEVEL

127/130

Rose O'Malley Shaft



Kemper Shaft

127/130

Iduna Shaft

Ground Squirrel Shaft

MONITOR
FIRST

Ground Squirrel #2 125-7 Gopher 150-A
J.I.C. 200-18

333 334 335 336 337 338 339 340 341 342 343 344

Berkeley Ore Pass

Onida Sh.

MINED OUT
BY
BERKELEY PIT


Dutton Sh.

Neva Sh.

Monitor Shert

00H 314-335 I 41
5500

5500 LEVEL 12/1/80



SILVER BOW
200
100
JIC
200
100
GLENGARY
100
MONITOR
130
GEOLOGICAL
#2 - 125
ONIDA
170
NEVA
150
DUTTON
150
PART WALL
186
CORROVE
171
TREAS
100
200
135

NEVA 100-5 5500

SB 200-4

322 323 324 325 326 327 328 329 330 331 332 333

Pal Mall Shaft

Westlake Shaft

Gopher 800

Gopher St.

Nora 171 Sill
From old tracing of unknown origin
E1 55442

5500 LEVEL 12/1/80

MIND OUT
BY
BERKELEY PIT

Rose O'Malley Shaft

[Symbol]

[Symbol] [Symbol] [Symbol] [Symbol] [Symbol] [Symbol] [Symbol] [Symbol] [Symbol] [Symbol]

Kemper Shaft

[Symbol]

Iduna Shaft

Ground Squirrel Shaft

MONITOR FIRST

NORA 171

Ground Squirrel #2 125-6 J.I.C. 200-17
Gopher 150-3
Nora 171 Sill

333 334 335 336 337 338 339 340 341 342 343 344

SILVER BOW
SILVER BOW
200
100
JIC
200
100
GLENGARY
100
MONITOR
130
GEO SQUIRREL
#2 - 125
ONIDA
170
NEVA
GONFILL
150
150
DUTTON
PAT WALL
186
CORROVE
240
TRERT
15
CAMBERS
200
KEMPER
135

Berkeley Ore Pass

COLLAR
00H 317-340 I⁸

Oreida Sh.

MINED OUT
BY
BERKELEY PIT

Dutton Sh.

M⁴ Denald Sh Collar
E.I. 5945.0

00H 314-339 I⁸¹

Neva Sh.

Monitor shaft

5500 LEVEL 12/1/80

322 323 324 325 326 327 328 329 330 331 332 333

MINED OUT

BY
BERKELEY P.T.

Pal Mall Shaft

West Lake Shaft

Gopher 200

Rose O'Malley Shaft

Kemper Shaft

Iduna Shaft

J.I.C. - 200-16 Ft.

Monitor

Ground Squirrel Shaft

MONITOR
FIRST

NO. 1
171

Monitor 130-6
Ground Squirrel #2 125-5
J.I.C. 200-16
Gopher 150-2

333 334 335 336 337 338 339 340 341 342 343 344

Berkeley Ore Pass

100 SILL

Cosgrove on Symms Sh.
100 Sill. From old 40 scale
tracing of unknown origin

Oncida Sh.

MINED OUT
BY
BERKELEY PIT

Berkeley Conv.

Monitor Sh.

Dutton Sh.

Neva Sh.

MDonald Sh.

100 SILL

5500 LEVEL 12/1/80

Monitor
Cosgrove
Neva
130-6
100 SILL

SILVER BOW
200
BOHEME
200
JIC
100
GLENDALE
100
MONITOR
130
ONCIDA
170
NEVA
150
DUTTON
150
MCDONALD
186
COSGROVE
240
TRIP
19
CAMBER
200
KEMPER
135

322 323 324 325 326 327 328 329 330 331 332 333

MINED OUT

BY
BERKELEY PIT

5500 LEVEL 12-71/80

Pat Wall Shaft

Westgate Shaft

Gopher Pit

Rosa O'Malley Shaft

Kemper Shaft

Iduna Shaft
E5334.70

J.I.C. 200-15

Ground Squirrel Shaft


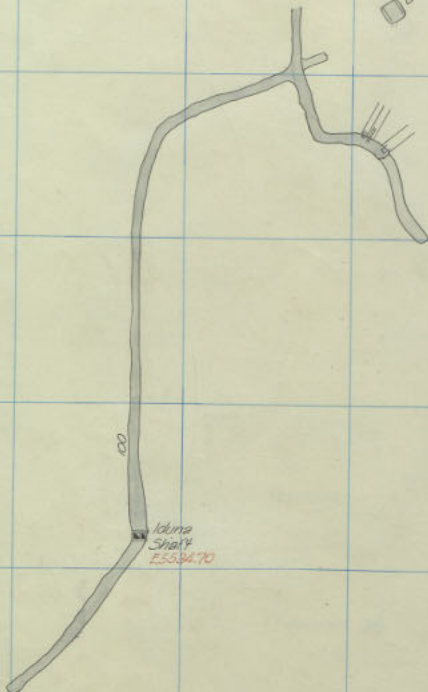
Iduna 100

Monitor First

Nora 171

Monitor 130-5
Iduna 100-5111
Ground Squirrel #2 125-4

J.I.C. 200-15
Gopher 150-1



333 334 335 336 337 338 339 340 341 342 343 344

SILVER BOW
 SILVER BOW 200
 BOEHME 100
 JIC 200
 IDUNA 200
 GLENGARY 100
 MONITOR 130
 GIBSON 125
 ONIDA 170
 NEVA 150
 GORRILL 150
 PART WALL 186
 COGGROVE 240
 TRER 15
 CAMBER 200
 KEMPER 135

Berkeley Ore Pass

DDH 381-330 I₂₈

Onida Sh.

MINED OUT
BY
BERKELEY PIT

Berkeley Conv.

Monitor shaft

M.S. Donald Sh.

Dutton Sh.

Neva Sh.

DDH 314-337 I₂₈

5500 LEVEL 12/1 180

Glengary 100 Level Int. E155362
 Old Davis tracing calls this "Top of Stage"

Glengary Monitor Int. Sills 100-10 130-5

322 323 324 325 326 327 328 329 330 331 332 333

MINED OUT
BY
BERKELEY PIT

Gopher Shaft
E1.5524

150ft Level

5500 LEVEL - 12/1/30

Pal Mall Shaft

Meslake Shaft

Rose O'Malley Shaft

Kemper Shaft
E1.5506±
2125 too high

Kemper
E 1900

J.I.C. 200-14

Iduna Shaft

Ground Squirrel Shaft

Iduna 100

Monitor First

Gopher 150

Nora 171

Kemper 135

J.I.C. Monitor 100 Sill-200-14
Ground Squirrel #2 125-3
Kemper 135 Sill
Gopher 150-sill



*2000 ft. above
New York*

0011 318-340 I 37
I 38

Orinda Sh.

MINED OUT
BY
BERKELEY PIT

Berkeley Conv.

Monitor shaft

McDonald Sh.

Dutton Sh.

Neva Sh.

001314-339 I 38
I 37

5500 LEVEL

12/11/80

Every 500' Silver Bow 200 Sill Glengary Monitor 100-9
NEVA 130-4

Silver Bow
Silver Bow
200
100
200
200
200
Glengary
Glengary
100
130
130
200
125
170
150
183
186
240
100-9
200
100-9
130-4

322 323 324 325 326 327 328 329 330 331 332 333

SILVER BOW
200

IOUNA
100

MONITOR
FIRST

GOPHER
150

NOVA
171

KEMPER
135

Par Hall Shaft

Westlake Shaft

Gopher Shaft

MINED OUT
BY
BERKELEY PIT

5500 LEVEL 12/1/00

Rose O'malley Shaft

Iouna Shaft

Kemper Shaft

Kemper Shaft

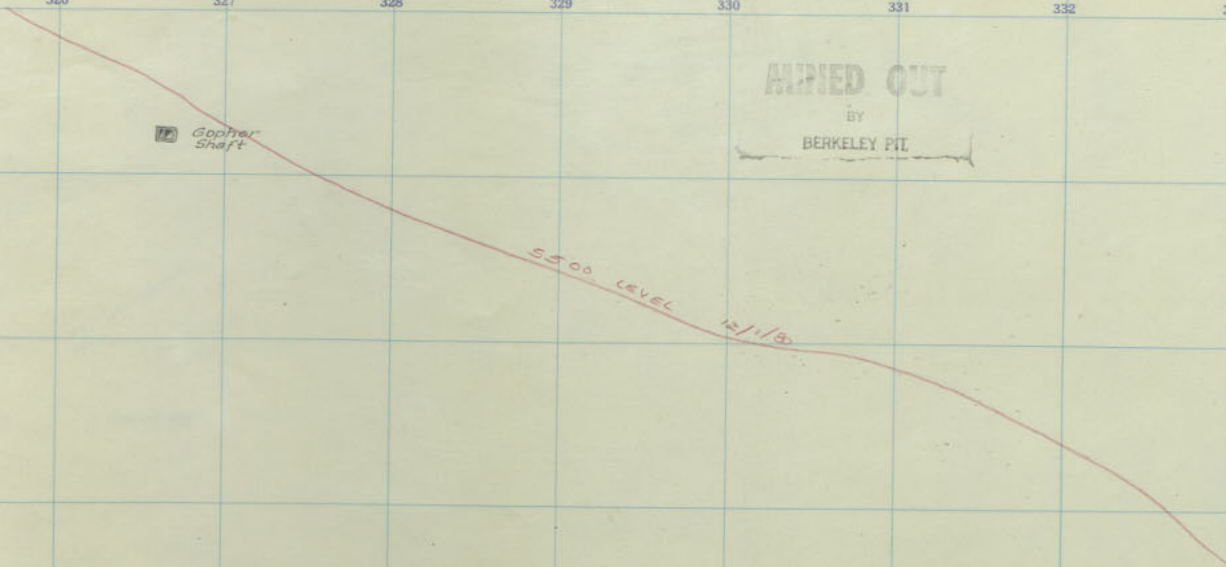
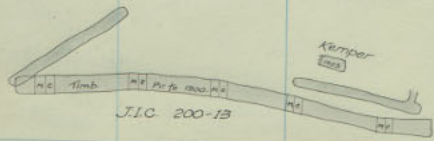

Kemper Shaft

J.I.C. 200-13

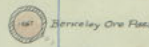
Ground Squirrel Shaft

Monitor 130-B
Ground Squirrel #2 125-2

J.I.C. 200-13
Westlake 150-1



333 334 335 336 337 338 339 340 341 342 343 344



Berkeley Ore Flies

SILVER DOW
300

BOSKIM
100

JIC
200

JIC
200

GLENGARY
100

MONITOR
130

GLASSBORO
#2 - 125

ONEIDA
170

NEVA
150

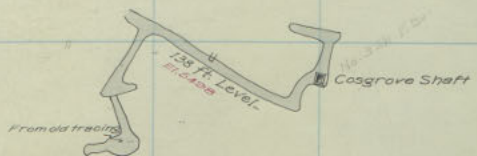
DUTTON
183

MEDFORD
186

COLEGROVE
240

TELECAMBLET
150

ELMONT
200



00H 310-340

Onida St.

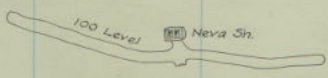
MINED OUT
BY
BERKELEY PIT

Berkeley Conv.

M^s Donald Sh.

Dutton Sh.

00H 314-337



5500 LEVEL 12/1/00

Cosgrove
SILVER DOW

138 Sill
200-13 370'

Glengary
Monitor
NEVA

100-8
130-3
100-Sill 5722

583047

322 323 324 325 326 327 328 329 330 331 332 333

SILVER BOW 200
TOUNA 100
MONITOR FIRST
GOPHER 150
NOVA 171
KEMPER 135

150
Cambers

Pat Wall Shaft

Westlake
E1, 20-10

Westlake Shaft

Gopher Shaft


MINED OUT

BY
BERKELEY PIT

5433 LEVEL 12/11/80

Rosa O'Malley Shaft

Luna Shaft



Kemper Shaft



Ground Squirrel Shaft

Monitor J.I.C. 130-2 200-12
Westlake 150
Ground Squirrel #2 125-1
Cambers 180S111

333 334 335 336 337 338 339 340 341 342 343 344

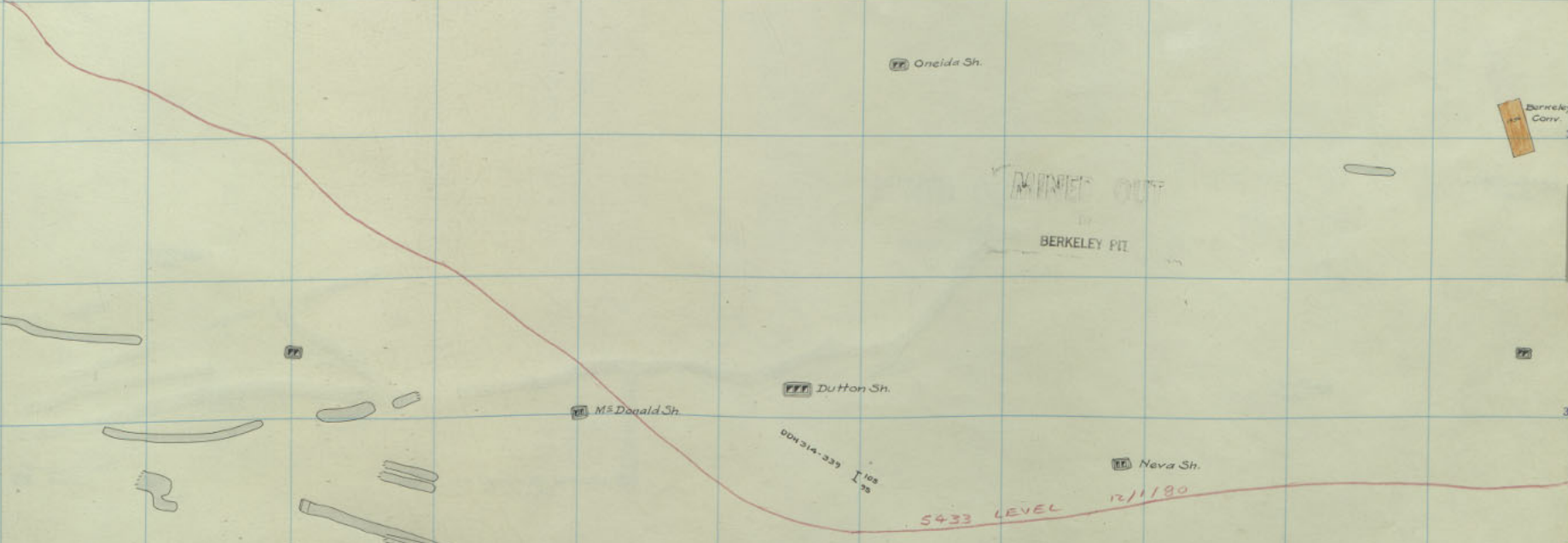
187 Berkeley Ore Pass

000518-340 [144]

Oneida Sh.

Berkeley Conv.

BERKELEY PIT



MS Donald Sh.

Dutton Sh.

Neva Sh.

000314-335 [108] SEE PLAN

5433 LEVEL 12/1/80

Silver Bow 300
 F.R. 100
 JIC 200
 JIC 200
 GLENGARY 100
 Monitor 130
 G.S. 125
 ONIDA 170
 NEVA 150
 DUTTON PATWALL 183
 METAVOLCANIC PATWALL 186
 COBBOVE 240
 TEE CAMBER 15
 200
 ELMONT 200

50 300.0

Monitor 130-2
 Silver Bow 300-12
 Glengary Boehme NEVA
 100-7
 150-9
 170-7 5515'

322 323 324 325 326 327 328 329 330 331 332 333

SILVERBOW
200

LOUNA
100

MONITOR
FIRST

GRD SQUIRREL
#2 - 125

GOPHER
150

NOEA
171

KEMPER
135

PRIME TO PISA
PAT WALL WORKINGS
PRIME TO PISA

Pat Wall Shaft

Mestlake Shaft

Rosa O'Malley Shaft

Olunz Shaft

Ground Squirrel #2 Shaft

Kemper Shaft

Ground Squirrel Shaft

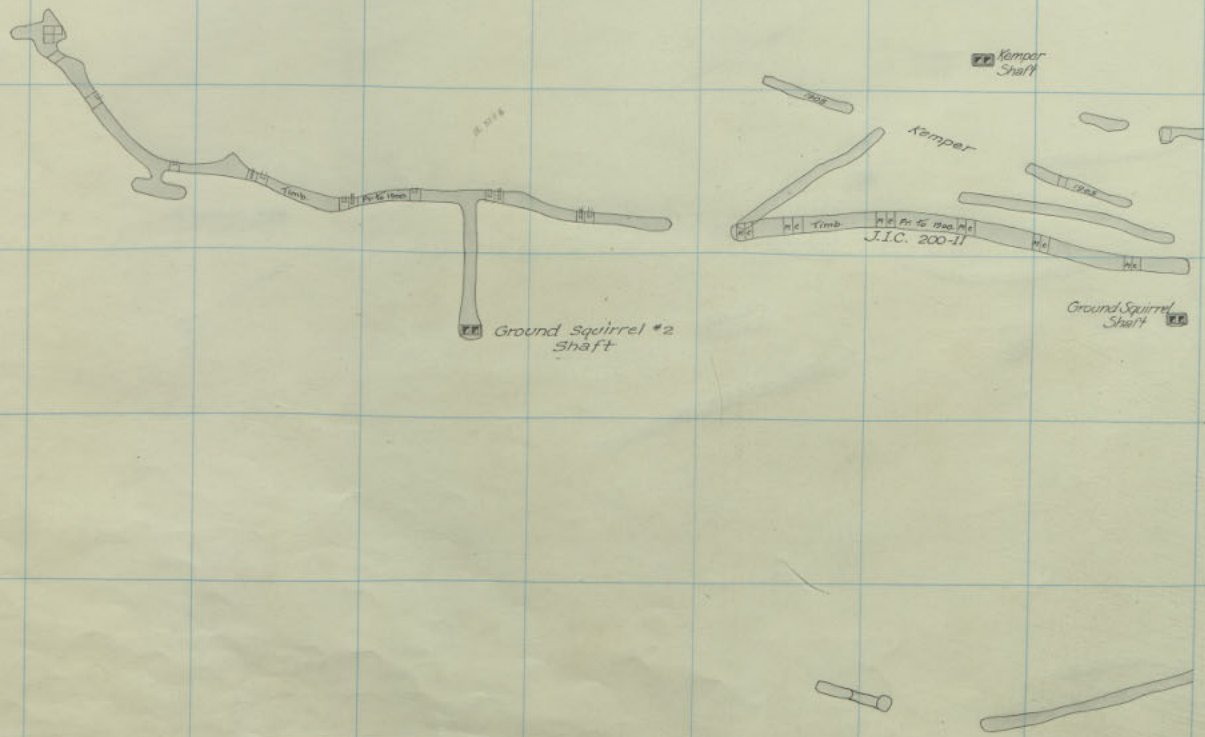
MINED OUT

BY
BERKELEY PIT

5433

LEVEL

12/1/80



Monitor
J.I.C.

130-1
200-11

Ground Squirrel #2-125' Sill

333 334 335 336 337 338 339 340 341 342 343 344

O'Farrel workings

Berkeley Ore Pass

00H 318-340 I 10
100

Onida Sh.

Berkeley Conv

MINED OUT
BY
BERKELEY PIT

B. P. O. 118

Monitor Shaft

M. S. Donald Sh.

Dutton Sh.

Neva Sh.

00H 318-340 I 10
100

15/1180

1-77

- SILVER BOW 300
- Boehme 100
- JIC 200
- JIC 200
- GLENGARY 100
- Monitor 130
- GND SQUIBBEL #1 - 176
- ONIDA 170
- NEVA 150
- DUTTON PART WALL 183
- MEDANAN PART WALL 186
- COGGROVE 240
- TEEF CAMBEE 19
- TEEF CAMBEE 200
- ELMONT 200

SB 300-11 Silver Bow 300-11
 Monitor 130-1
 Glengary Boehme 100-6
 150-8

322 323 324 325 326 327 328 329 330 331 332 333

BOEHME SILVERBOY
200
100

IDUNA
100

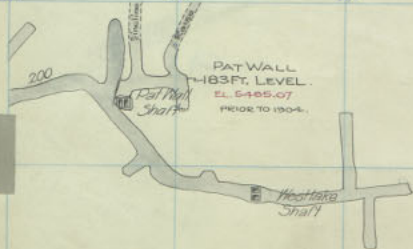
MONITOR
130

GRD SQUIRREL
#2 - 125

PAT WALL
183

NOEA
171

KEMPER CAMBERS
200
135



MINED OUT
BY
BERKELEY PIT

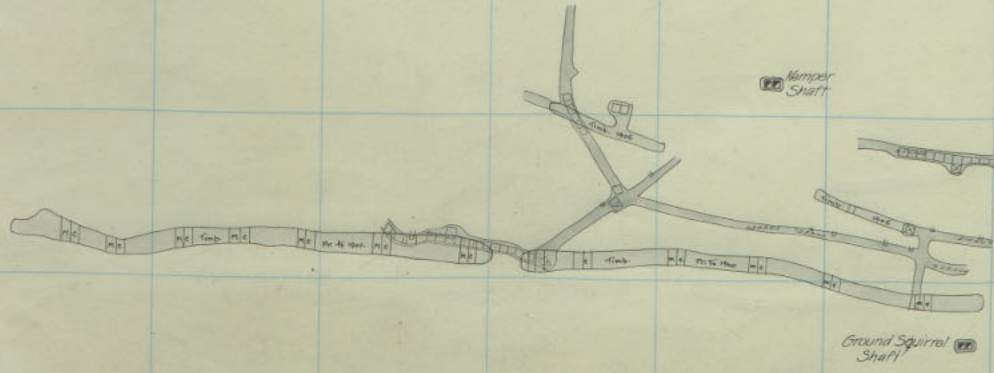
5033 LEVEL 12/1/80

Rose O'Malley Shaft



Iduna stoping
Probably partly
Name of vein.

Iduna Shaft



Monitor J.I.C. 130 Sill 200-10 Cambers 200 Sill

O'Farrells Workings

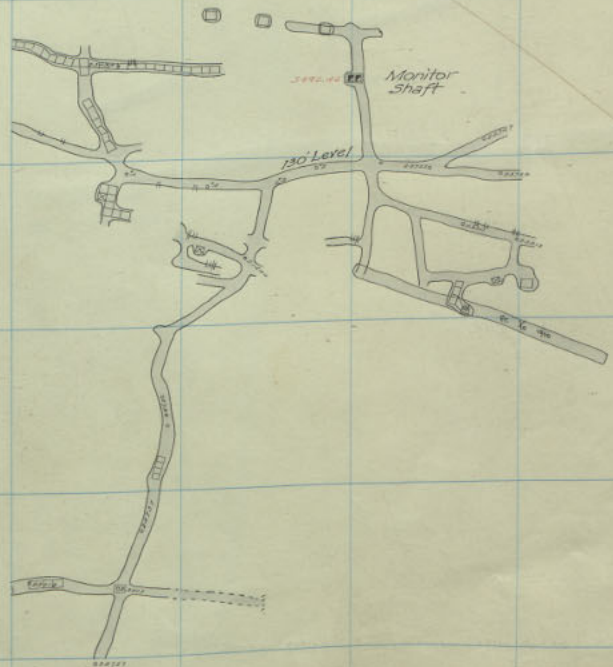
101 08/11/20

Onaida Sh.

MINED OUT
BY
BERKELEY PIT

Berkeley Conv.

102



MS Donald Sh.

Dutton Sh.

103 08/11/20

Neva Sh.



- SILVER BOW 300
- F. R. ... BOENNE 150
- J. C. ... J. C. ... 200
- GLENGARY 100
- MONITOR 200
- G. S. ... #1 - 176
- ONEIDA 170
- NEVA 150
- DUTTON WESTLAKE 203
- WESTLAKE PART WALL 186
- COBBOLE 240
- TEARISE 160
- BELMONT 200

Monitor 130 Sill Glengary Boehme 100-5 100-Sill & 150-7

322 323 324 325 326 327 328 329 330 331 332 333

BOEHME SILVER BOY
100 200

TDUNA
100

MONITOR
130

GRD SQUIRREL
#2 - 125

PAT WALL
183

PAT WALL
18C

NOBA
171

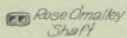
KEMPER CAMBERS
135 200



Pat Wall Shaft



Nestlake Shaft



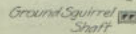
Rose Ormalley Shaft



Iduna Shaft



Kemper Shaft

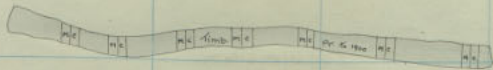


Ground Squirrel Shaft

MINED OUT

BY
BERKELEY PIT

59.33 LEVEL 12/1/80



Pat Wall J.I.C. 186 Still 200-9 Monitor 200-8

333 334 335 336 337 338 339 340 341 342 343 344

O'Farrells Workings

MINED OUT
BY
BERKELEY PIT



Berkeley Conv.



Onida Sh.



Boehme shaft

Monitor Shaft

McDonald Sh.


Dutton Sh.

Neva Sh.



121118

1-77



Therise Sh.



SILVER BOW 300
F.R. BOENNE 150
JIC 200
TINKA IDUNA 200
GLENAGARY 100
MONITOR 200
GND SQUIBBEL #1-176
ONIDA 170
NEVA 150
DUTTON WESTLAKE 203
MCDONALD 240
TERRISE 160
BELMONT 200

300-1

Monitor

200-8

Glenagary
Boehme

100-4
150-0

322 323 324 325 326 327 328 329 330 331 332 333

BOEHME SILVERBOW 200
IDUNA 100
MONITOR 130
GRID SQUIRREL #2 125
ONEIDA 170
WESTLAKE 203
PAT WALL 186
NORA 171
KEMPER CAMBERS 200



MINED OUT

BY
BERKELEY PIT



5433 LEVEL 12/1/80

Rose City Valley Shaft

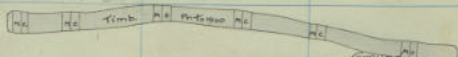
MINED OUT

Kemper Shaft

Iduna Shaft



Kemper



Ground Squirrel Shaft

Westlake J.I.C. 203.S.I.I. Monitor 200-7 200-8

333 334 335 336 337 338 339 340 341 342 343 344

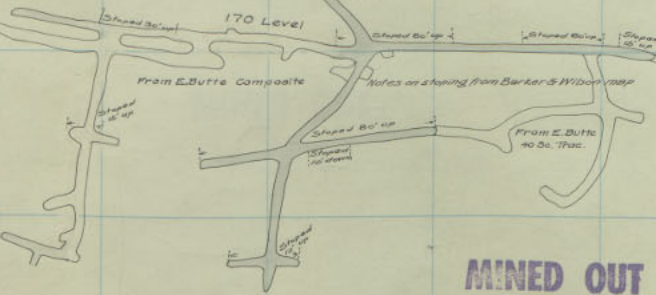
Farrells workings

Cosgrove 170 Int. Sill (from old workings)

004 318-340 180

Berkeley Conv.

Onelda Shaft
E1.5477



MINED OUT
BY
BERKELEY PIT

Monitor shaft

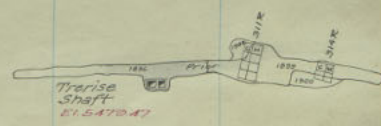
M. Donald Sh.

Dutton Sh.

004 314-335 130

Neva Sh.

12/1/80



Monitor 200-7
Cosgrove 170 Int. Sill

Trerise 100-Sill
Boehme 150-5

Glengary 100-3
Onelda 170-Sill

SILVER BOW 300
F. R. BOW 150
JIC 200
JIC 200
GLENGARY 100
MONITOR 200
G. SQUIBBE #1-176
ONEIDA 250
NEVA 150
DUTTON 150-196
McDONALD 240
TRERISE 190
BELMONT 200

48 300-8

322 323 324 325 326 327 328 329 330 331 332 333

KEMPER CAMBERS 135 200
NORA 171
PAT WALL 186
WESTLAKE 203
ONEIDA 170
GRIN SQUIBBEL #2 125
MONITOR 130
IDUNA 100
BOEHME SILVER BOW 200

Pat Wall Shaft

Rose O'Malley Shaft


Iduna Shaft

Kemper Shaft

Grounded Squibb Shaft

MINED OUT
BY
BERKELEY PIT

S9 33 LEVEL 12/1/80



J.I.C. 200-7
Monitor 200-6

333 334 335 336 337 338 339 340 341 342 343 344

O'Farrell's Workings
Old Workings

sec. 318-340
1-78
100

Berkeley Com.

Onelda Sh.

MINED OUT
BY
BERKELEY PIT

B. Pit
Outline

Monitor Shaft

Dutton Sh.

Boehme Shaft

M. Donald Sh.

Neva Sh.

Half floor

sec. 318-335
1-77
100

242's Church
12/1/80

n. & ne

Terise Sh.

SB 3007
Monitor
SILVER BOW
200-6
300-7
Glen Gary
Boehme
NEVA
100-2
150-4
150-2

SILVER BOW 300
BOEHME 150
JIC 200
TRINA 200
GLEN GARY 100
MONITOR 200
GEO SQUARE 1-176
ONEIDA 250
NEVA 150
DUTTON 150-196
M. DONALD 240
TERISE 150
BELMONT 200

322 323 324 325 326 327 328 329 330 331 332 333

BOEHME SILVER BOW 200
100
IDUNA 100
GRID SQUIBBEL #2 - 125
ONEIDA 170
WESTLAKE 203
PAT WALL 186
NOBA 171
KEMPER CAMBERS 200
135

Pat Wall Shaft

Dusse O'Malley Shaft

Iduna Shaft

Kemper Shaft

Geord SQUIBBEL Shaft

MINED OUT

BY
BERKELEY PIT

5933 LEVEL 12/1/90

MINED OUT

BY YALOW

J.I.C. 200-6
Monitor 200-5

333 334 335 336 337 338 339 340 341 342 343 344

SILVER BOW
SILVER BOW
300

F. R. BOWEN
BOEHME
150

JIC
JIC
200

TRINA
TRINA
200

GLENGARY
GLENGARY
100

MONITOR
MONITOR
200

QUO SQUARED
#1 - 176

ONEIDA
ONEIDA
250


NEVA
NEVA
150

DUTTON
DUTTON
150-196

McDONALD
McDONALD
240

TRERISE
TRERISE
160

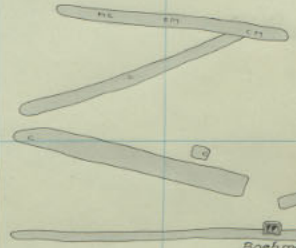
BELMONT
BELMONT
200



004 818-340
I-197
I-178

PP Oneida Sh.

MINED OUT
BY
BERKELEY PIT



PP Dutton Sh.



002-412-322
I-147
I-149

PP Neva Sh.

121180

I-77



Cosgrove 180 Int. Sill Silver Bow Monitor 300-6 5497 200-5
 Glengary Boehme 100-1 150-3
 NEVA

KEMPER CAMBERS 135 200
NOEA 171
PAT WALL 186
WESTLAKE 203
NEVA 150
ONEIDA 170
GRID SQUIRREL #2 - 125
MONITOR 130
GLENDALE 100
IDUNA 100
BOEHRM SILVER BOW 200

MINED OUT

BY
BERKELEY PIT

5033 LEVEL 12/1/85

Rose O'Malley Shaft

Kemper Shaft

Iduna Shaft

54



Ground Squirrel Shaft

J.I.C. 200-5
Monitor 200-4

333 334 335 336 337 338 339 340 341 342 343 344



MINED OUT
BY
BERKELEY PIT

Monitor	200-4	Silver Bow	300-5	Glenary	100-sill
		Boehme	150-2	Neva	150-sill

Silver Bow 300
Boehme 150
JIC 200
Glenary 200
Monitor 200
Glenary 176
Onelda 250
Neva 200
Dutton 150-196
M'Donald 240
Cossare 160
Therise 200

322 323 324 325 326 327 328 329 330 331 332 333

BOEHME SILVER BOW 200
100
IDUNA 100
GLENGARY 100
MONITOR 130
GND SQUIRREL #1-176
ONEIDA 170
NEVA 150
WESTLAKE 203
NOVA D. & W. 171 ROSE O'MALLEY
MINEERS BELMONT 200

MINED OUT

BY
BERKELEY PIT

5923 LEVEL 12/1/85

ROSE O'MALLEY
ELEV. UNKNOWN

WINZE TO BELMONT 200.



Iduna Shaft



Belmont
J.I.C.

200 Sill
200-4

Ground Squirrel #1-176 Sill
Monitor 200-3

333 334 335 336 337 338 339 340 341 342 343 344

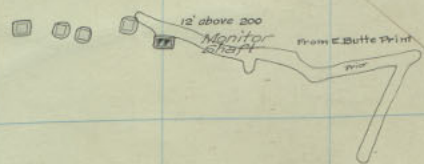
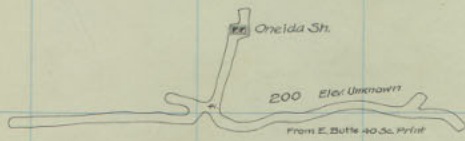
Berkeley Com.

O'Farrell Workings

000 318-340 I 118
I 116

MINED OUT

BY
BERKELEY PIT

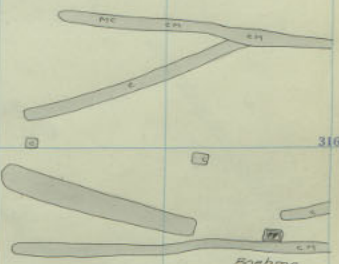


M. Donald Sh.

Dutton Sh.

195-200
194

Neva Sh.



742
12/1/180



5444	Silver Bow	300-4	Glenary	200-12-13
	Monitor	200-3	Bohme	150-1

SILVER BOW 300
 BOEHME 150
 J.C. IDUNA 200
 GLENARY 200
 MONITOR 200
 ONEDA 250
 NEVA 200
 DUTTON 150-196
 M. DONALD 170
 COSSAGE 240
 THERISE 160

322 323 324 325 326 327 328 329 330 331 332 333

SILVER BOW 200

BOEHME 150

IDUNA 200

GLENGARY 100

MONITOR 130

GND. SQUIRREL 1-176

ONEIDA 170

NEVA 150

WESTLAKE 203

ROSE O'MALLEY 171

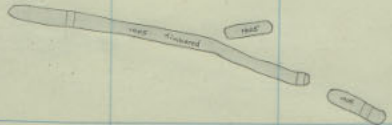
BELMONT 200

MINED OUT

BY

BERKELEY PIT

5439 LEVEL 12/1/80



Iduna J.I.C. 200-S111 200-3 Monitor 200-2

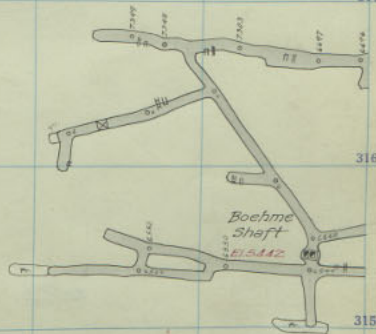
O'Farrell's Workings
Old Workings

Don 318-340
1 1/2
1 1/2

Onida St.

MINED OUT

BY
BERKELEY PIT



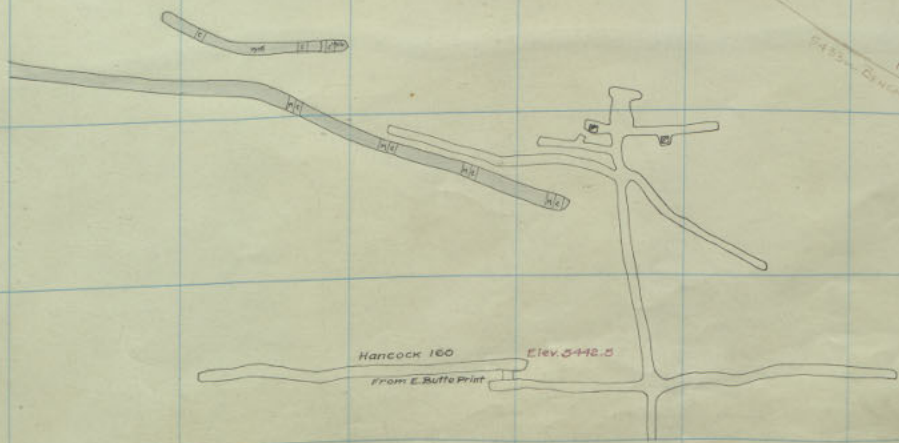
Monitor Shaft

M.S. Donald Sh.

Dutton Sh.

Neva Sh.

See the map on p. 171



Therise Sh.

Silver Bow
Monitor 300-3
200-2

Glenogary
Boehme 200-11
150-Sill

Silver Bow 300
Boehme 200
JIC 200
Iduna 300
Glenogary 200
Monitor 200
Onida 250
Neva 200
Dutton 150-196
M. Donald 170
Coggrove 240
Therise 160

322 323 324 325 326 327 328 329 330 331 332 333

ROHME SILVER BOW 200
BOEHME 150

IDAHO 200

GLENGARY 100

MONITOR 130

GND SQUIRREL 1-176

ONEIDA 170

NEVA 150

WESTLAKE 203

NOVA 171
ROSE O'MALLEY

BELMONT 200

MINED OUT

BY
BERKELEY PIT

5933 LEVEL 12/1/80

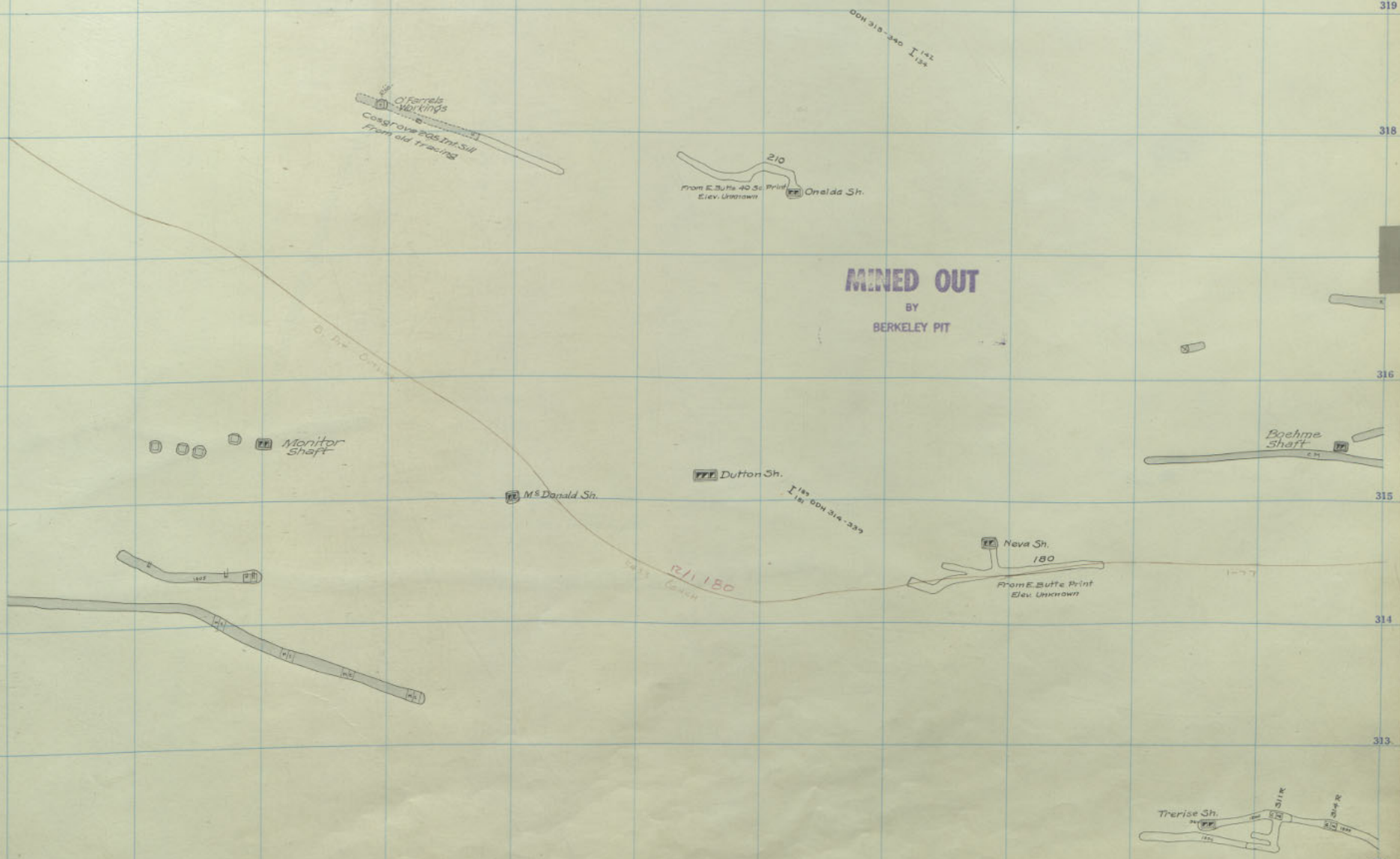
MINED OUT

1200 Shaft

(1-1)

333 334 335 336 337 338 339 340 341 342 343 344

Silver Bow 300
 Boone 200
 JIC 200
 Iduna 300
 Glengary 200
 Monitor 200
 Onida 250
 Neva 200
 Dutton 150-196
 McDonald 170
 Cosgrove 240
 Treize 160



Cosgrove 205 Int Sill Boehme Monitor 200-6 200-1 Glengary Silver Bow 200-10 300-2

RACINE SILVER BOW 200
BOEHME 150

IDAHO 200

GLENGARY 100

MONITOR 200

GND SQUIRREL 1-175

ONEIDA 170

NEVA 150

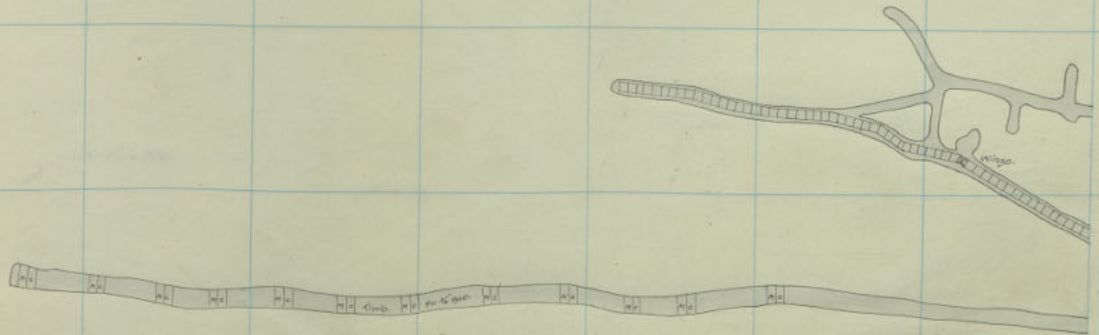
WESTLAKE 203

NOVA 171
ROSE O'MALLEY

BELMONT 00
200

TWO GREEN
THE FLEMING

Bluna
Shaff



200 Monitor Sill
J.I.C. 200-1

333 334 335 336 337 338 339 340 341 342 343 344



MINED OUT
BY
BERKELEY PIT

- Silver Bow 300
- Boehme 200
- JIC 200
- JIC 300
- Iduna 300
- Glengary 200
- Monitor Int Sill
- Onelda 250
- Nova 200
- Dutton 150-196
- McDonald 170
- Cogrove 240
- Trelice 160

Boehme 200-5
Monitor 200 Sill
Glengary Silver Bow
200-9
300-1

SILVERBOW

200

BOEHME

150

J.I.C.

200

IDUNA

200

GLENARY

100

MONITOR

200

GND SQUIRREL

1-17G

ONEIDA

170

NEVA

150

WESTLAKE

203

NORA

171

ROSE O'MALLEY

200

TERESE

200


BELMONT

160

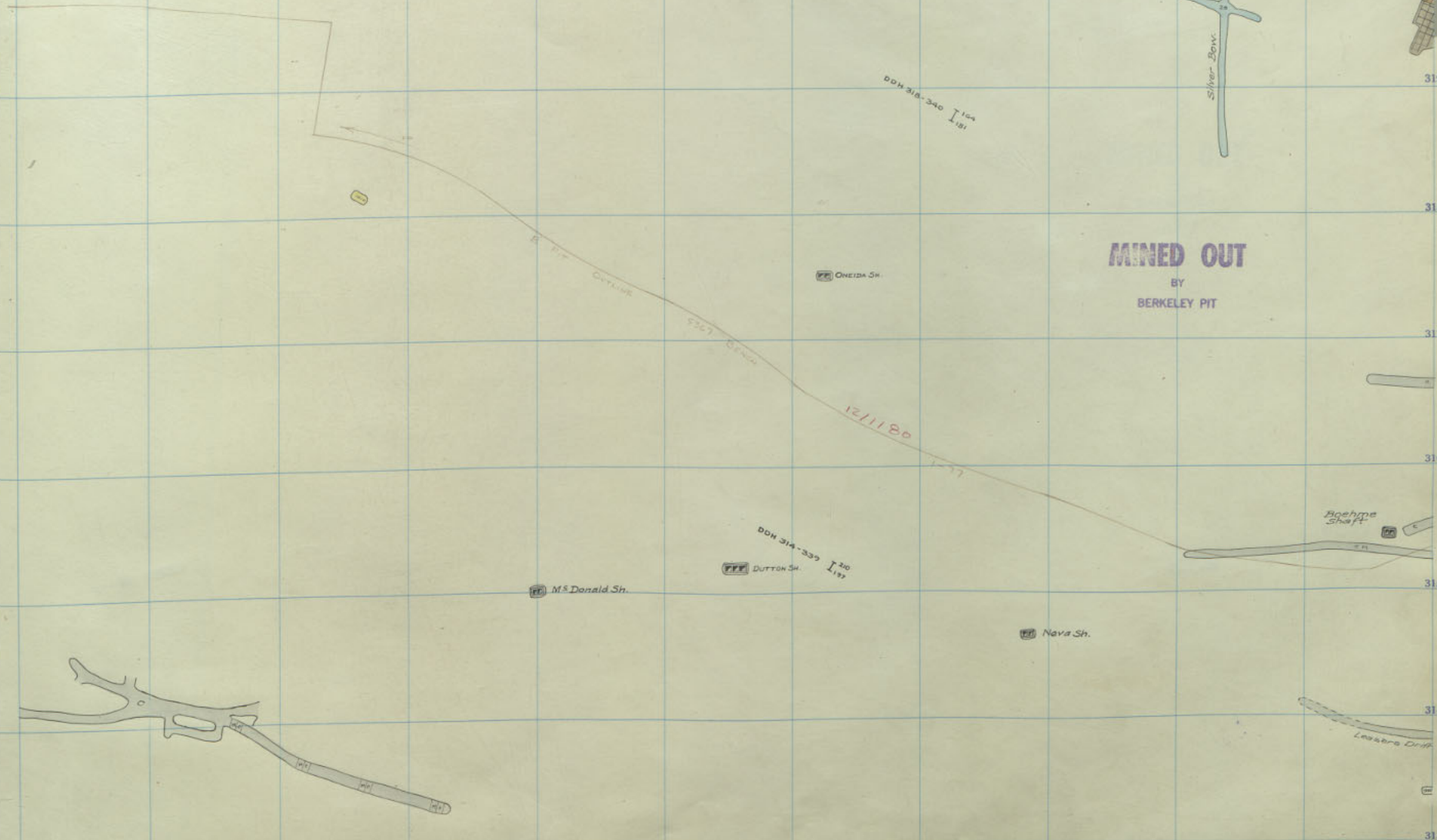
IDUNA Shaft

IDUNA

WYGO



333 334 335 336 337 338 339 340 341 342 343 344

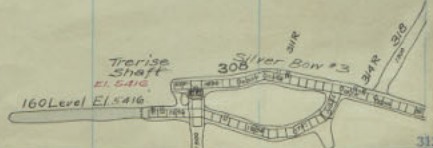


- Silver Bow 400
- Silver Bow 300
- Boehme 200
- JIC 300
- Iduna 300
- Glenary 200
- MONITOR INT. SILL
- ONEIDA 250
- NEVA 200
- DUTTON 150-196
- McDonald 170
- COSSAROV 240

MINED OUT
BY
BERKELEY PIT

5415' Silver Bow 300 Sill
5422' Boehme 200-4

Glenary 200-8
Trelise 160-Sill



BELMONT, TEREISE 200
NOEA, ROSE O'MALLEY WESTLAKE 203
NEVA 150
ONEIDA 170
GND SQUIRREL 1-17G
MONITOR 200
GLENGARY 100
IDUNA, J.I.C. 200
BOEHME, SILVER BOW 150
BACHMAN, SILVER BOW 300

TWO BIRDS

Iduna
Shaff


Widge

333 334 335 336 337 338 339 340 341 342 343 344

319
318
317
316
315
314
313
312

MINED OUT

BY
BERKELEY PIT



Silver Bow 400
Bohme 200
JIC Indiana 300
Glengary 200
Monitor Int Sill
Oneida 250
Neva 200
Dutton 150-196
McDonald 170
Cassone 240

BELMONT, TERESE 200
NOEA ROSE O'MALLEY WESTLAKE 203
NEVA 150
ONEIDA 170
GND SQUIRREL #1-176
MONITOR 200
GLENGARY 100
IDUNA J.I.C. 200
BOEHME SILVER BOW 300

TWO THREE

BY 24-80

THE 1-1-80

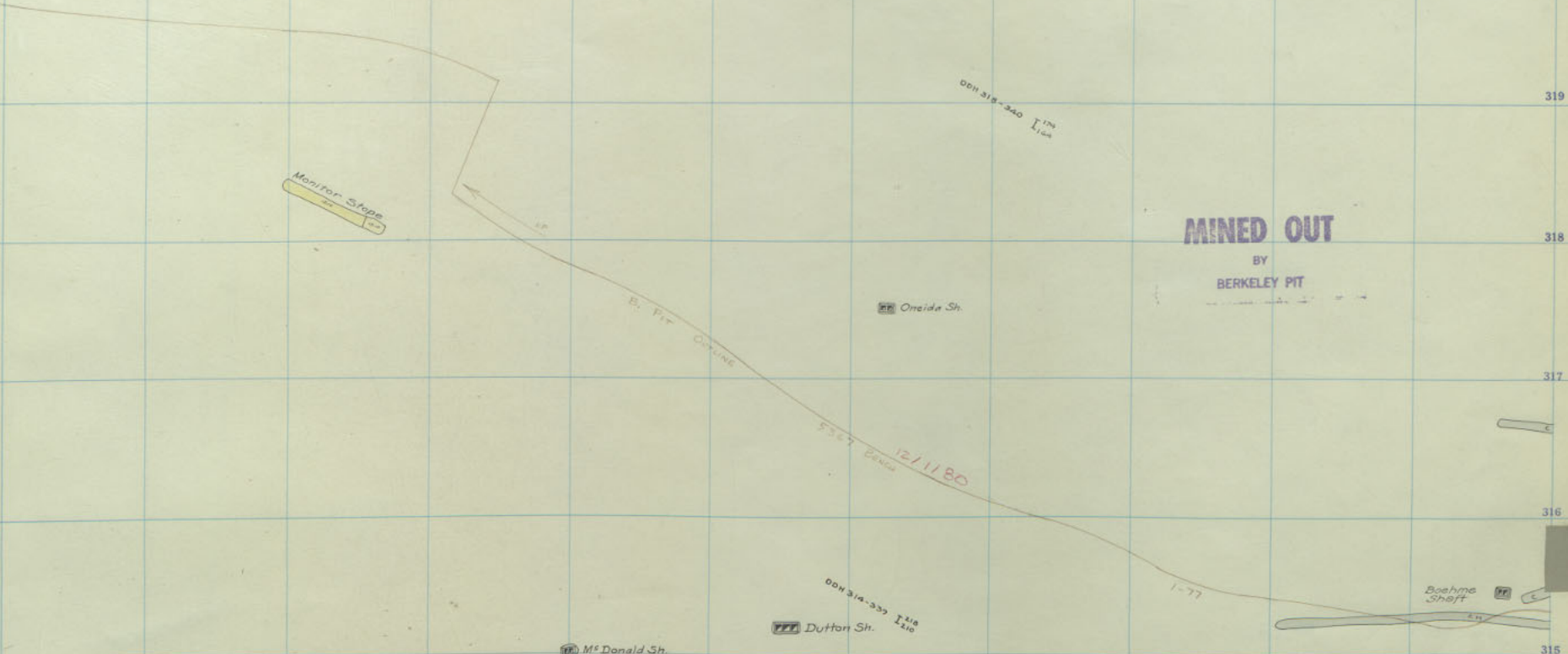
Aduna Shuff

Wings

333 334 335 336 337 338 339 340 341 342 343 344

Silver Bow 400
 Bohme 300
 IDUNA 300
 GLENGARY 200
 MONITOR INT. SILL
 ONEIDA 250
 NEVA 200
 DUTTON 150-196
 M^S DONALD 170
 COGARROVE 240

MINED OUT
BY
BERKELEY PIT



Monitor Stop

001 318-340
114

Oreida Sh.

B. Pit Outline

5357
12/11/80

001 314-335
118
Dutton Sh.

M^S Donald Sh.

Neva Sh.

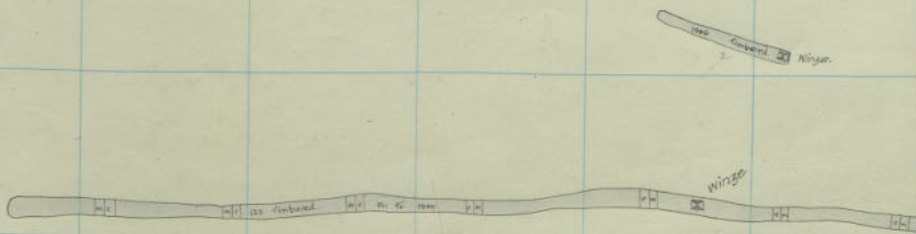
Boehme Shaft

1-77

Silver Bow 400-13
Bohme 200-2

BELMONT TREPRISE 200
 NORA ROSE O'MALLEY WESTLAKE 203
 NEVA 150
 ONEIDA 250
 GND. SQUIRREL 1-176
 MONITOR 200
 GLENGARY 100
 IDUNA J.I.C. 200
 BOENHE 150
 SILVER BOW 300

Iduna Staff



333 334 335 336 337 338 339 340 341 342 343 344

SILVER BOW
400

BOEHME
200

GLENGARY
300

GLENGARY
200

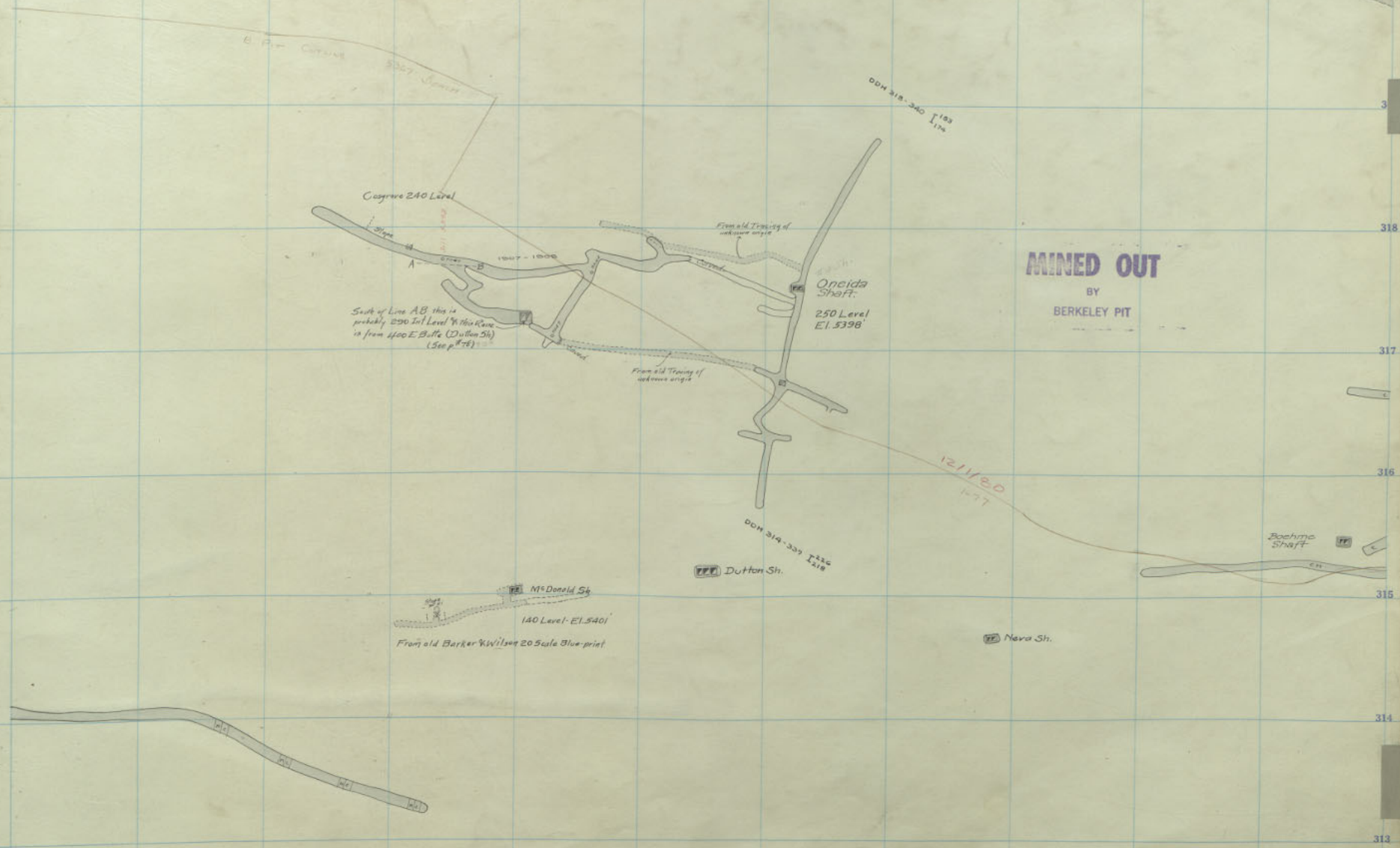
MONITOR
INT. SILL

NEVA
200

DUTTON
150-196

MCDONALD
170

COAGROVE
240



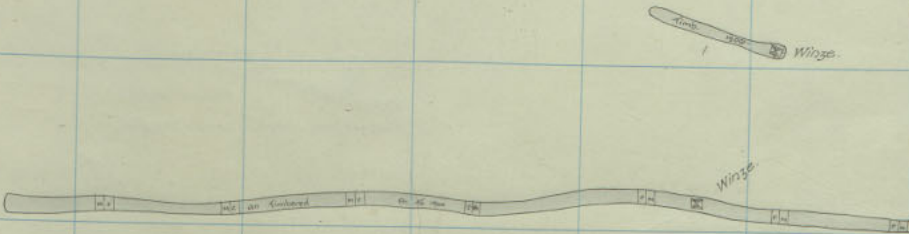

MINED OUT
BY
BERKELEY PIT

South of Line AB this is probably 290 Int. Level & this runs in from 400 E. Bluffs (Dutton Sh.) (See p. 75)

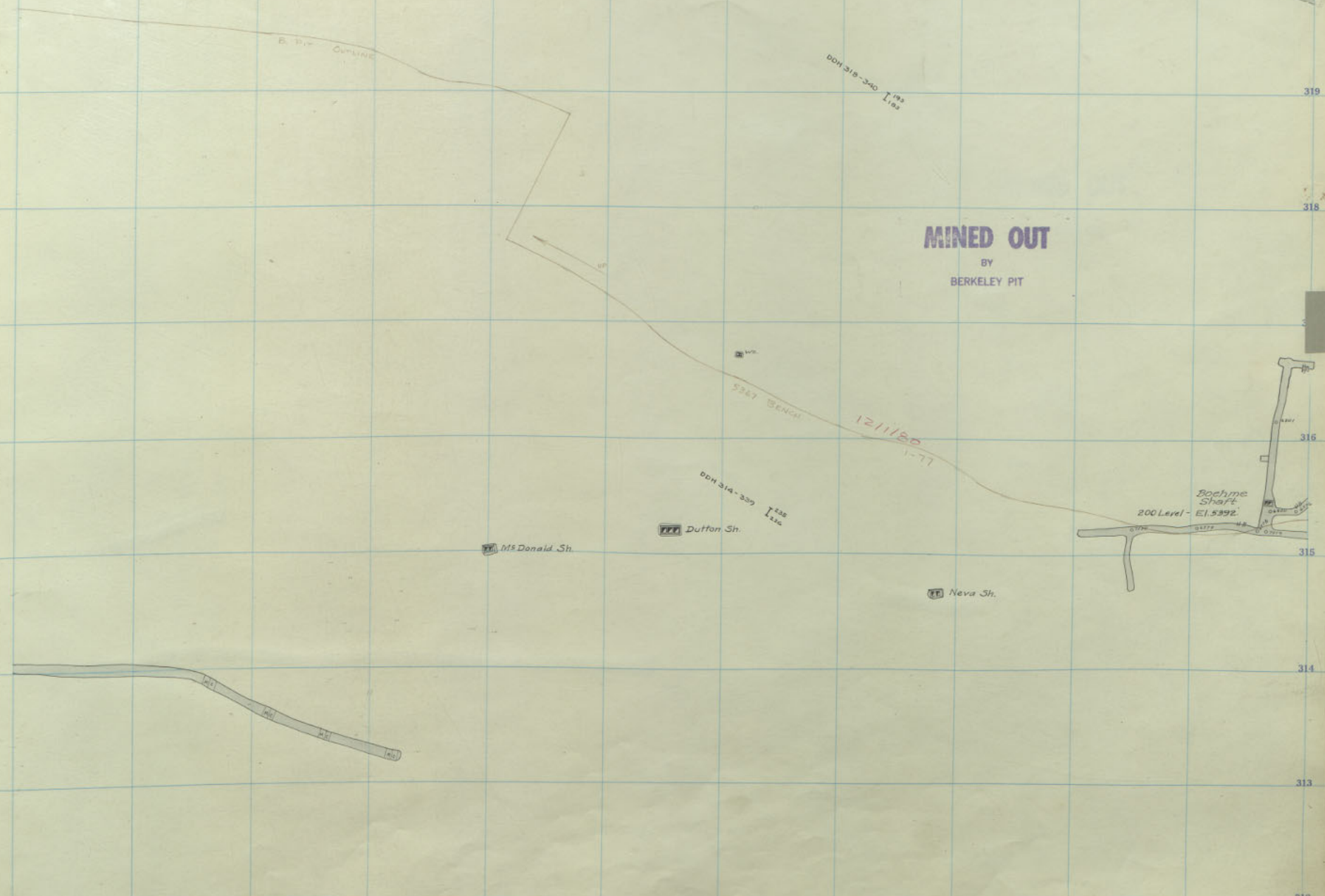
MCDONALD	140 Sill	Silver Bow	400-12 540'	Glengary	200-7
Cosgrove	240 Sill	Boehme	200-1 540'	Oneida	250-Sill

BELMONT TREBUSE 200 160
NORA DOBIE O'MALLEY WESTLAKE 203
COSGROVE 240
ONEIDA 250
NEVA 150
GND SQUIBBEL #1-17G
MONITOR 200
GLENGARY 100
IDUNA J.I.C. 200 200
BOEHME BOEHME 200 200
SILVER BOW 300

Ed Iduna Shaft



333 334 335 336 337 338 339 340 341 342 343 344



SILVER BOW 400
 BOEHME 300
 JIC
 IDUNA 300
 GLENGARY 200
 MONITOR INT-SILL
 NEVA 200
 DUTTON 150-196
 McDONALD 170

MINED OUT
 BY
 BERKELEY PIT

Boehme Shaft
 200 Level - El. 5392

5387 BENCH
 12/1/80
 1-77

Duffon Sh.

Neva Sh.

D/S Donald Sh.

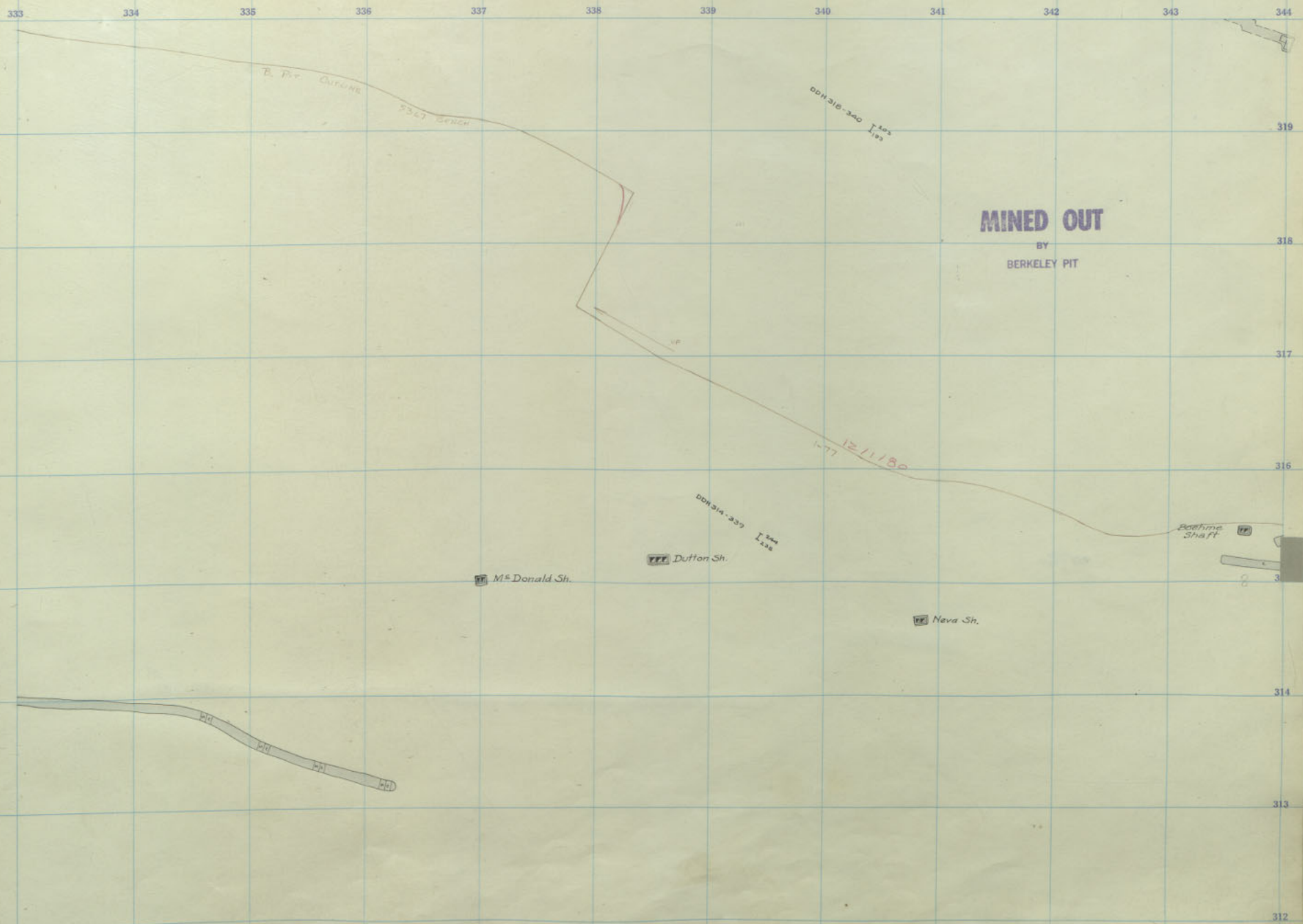
Elev 5392 Boehme 200-sill, Silver Bow 400-11
 Glengary 200-0

BELMONT TREPRISE 200
 NOVA ROSE OVALLEY WESTLAKE COSGROVE 240
 NEVA 150
 ONEIDA 250
 GND SQUIRREL # 1-176
 MONITOR MONITOR INT-SILL
 GLENGARY 100
 IDUNA J.I.C. 200
 BOEHME SILVER BOW 300

Wings Shaft



J.I.C. 300-10
Monitor Int. Sill



Silver Bow
400

BOEHME
260

313
TIDNA
300

GLENGARY
200

NEVA
200

DUTTON
150-196

M. Donald
170

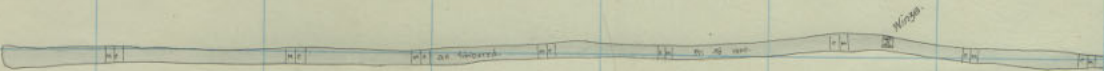

MINED OUT
BY
BERKELEY PIT

Silver Bow 400-10
Glengary 200-5
260-5

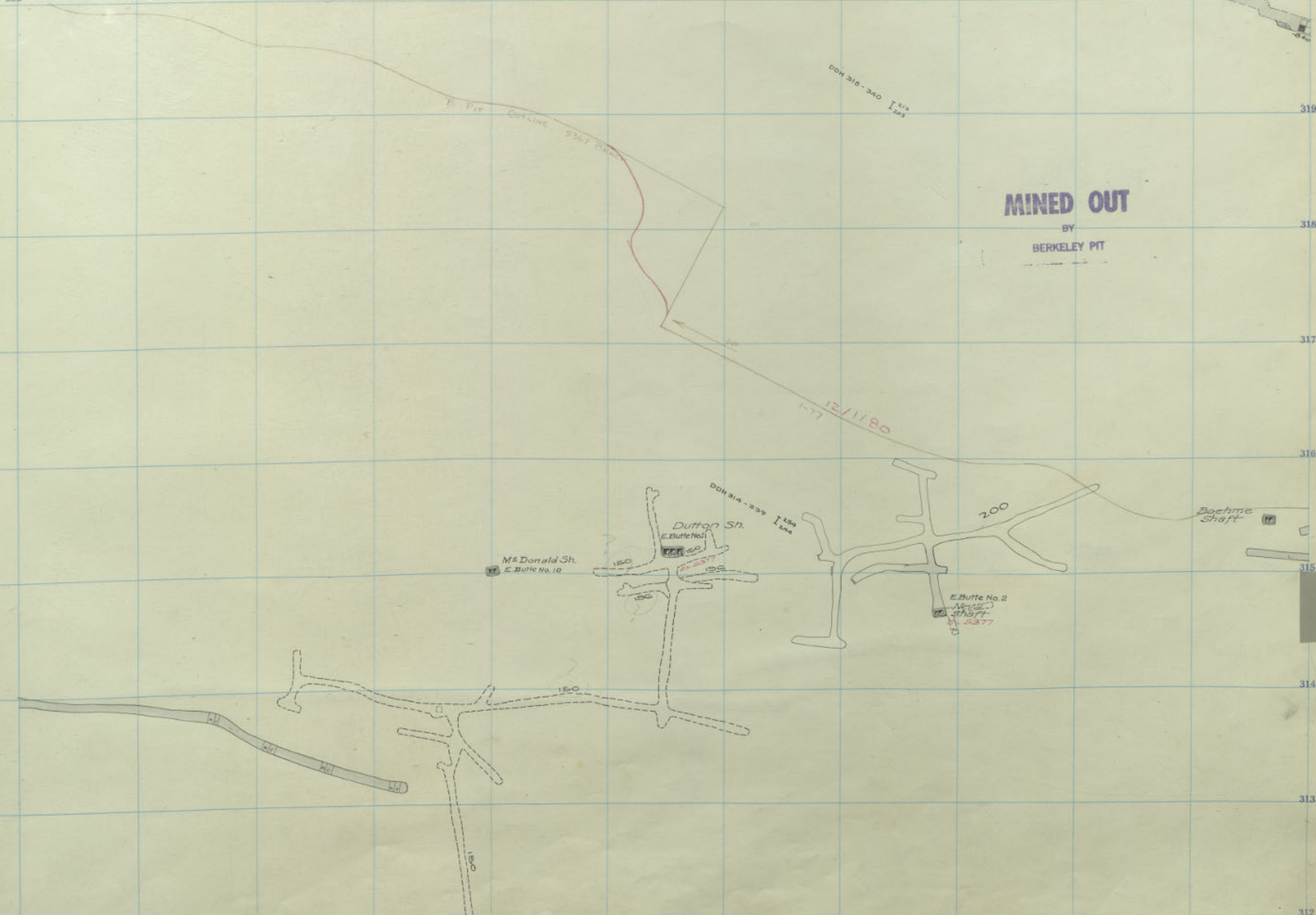
BELMONT TREPRISE 200 160
NORA ROSE O'MALLEY WESTLAKE 203
COSGROVE 240
NEVA NEVA 200
ONEIDA 250
GND SQUIRELL #1-176
MONITOR MONITOR INT SILL
GLENGARY 100
IDUNA J.I.C. 200 200
BOEHME BOEHME 200
SILVER BOW 300

the main

Iduna Shert



333 334 335 336 337 338 339 340 341 342 343 344



- Silver Bow
Silver Bow
400
- Boehme
Boehme
260
- JIC
JIC
300
- JIC
JIC
300
- GLENGARY
GLENGARY
200
- NEVA
NEVA
323
- DUTTON
DUTTON
150-196
- M&Donald
M&Donald
170

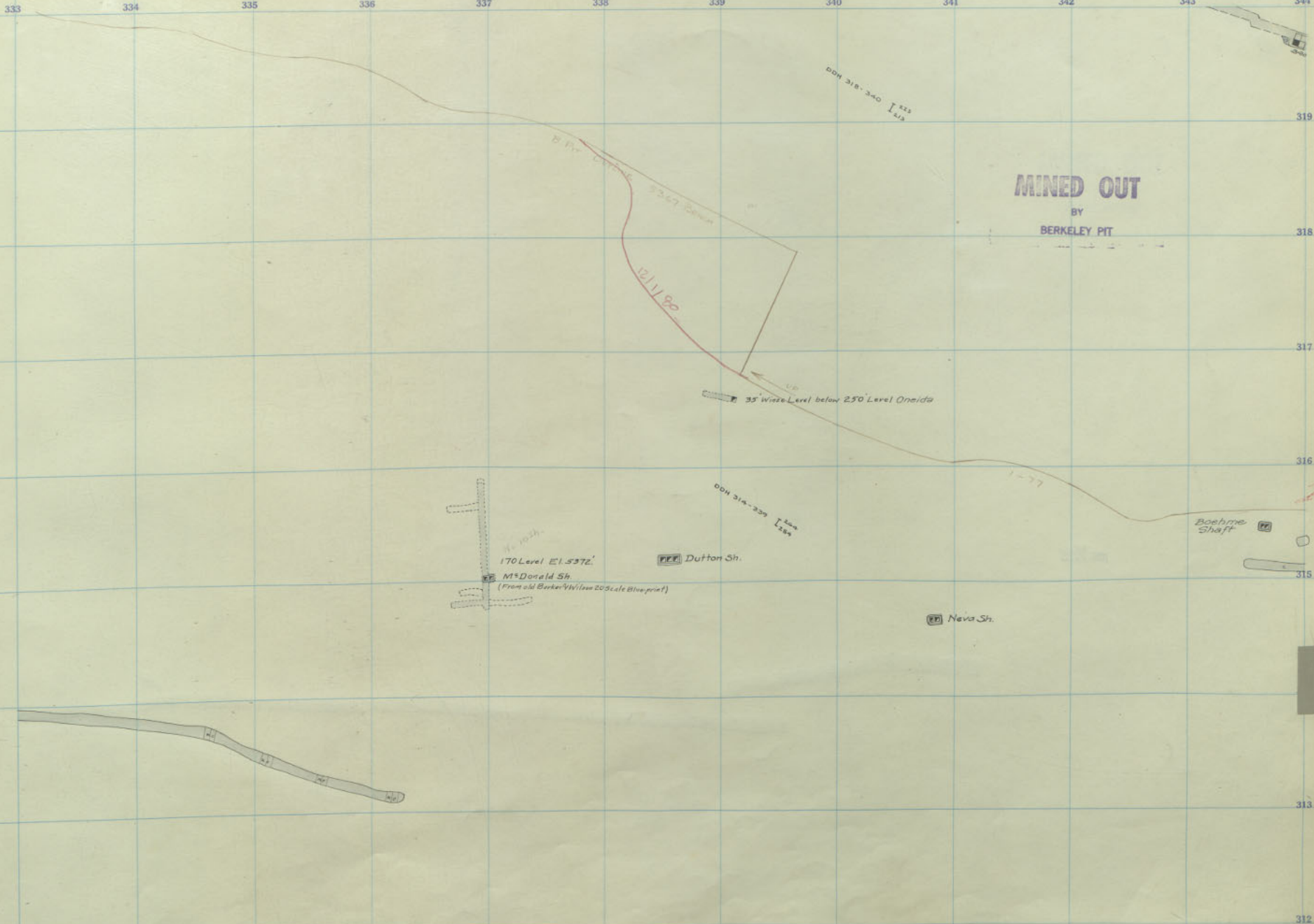
Neva 200 Sill Silver Bow
400-9
GLENGARY 200-4

BELMONT TREPRISE 200
 NORA ROSE O'NEILL WESTLAKE DUTTON 150-196
 NEVA NEVA 200
 ONEIDA 250
 GND. SQUIREL # 1-176
 MONITOR MONITOR INT. SILL
 GLENGARY 100
 IDUNA J. I.C. 200
 BOEHME BOEHME 200
 SILVER BOW 300

TWO THEM

Edna Shaft



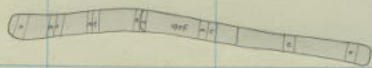


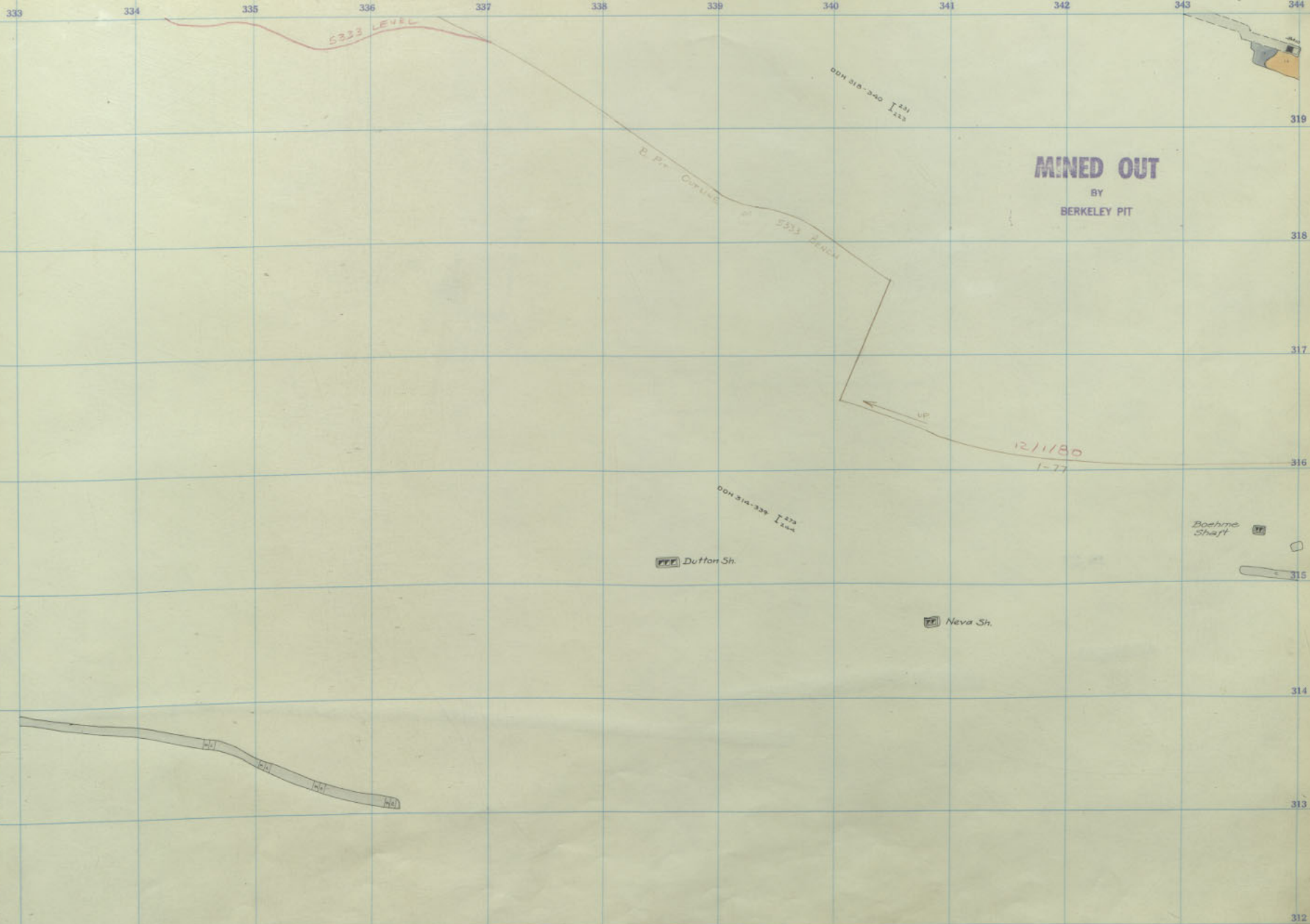
- Silver Bow 400
- Boehme 250
- JIC 300
- IONNA 300
- GLENGARY 200
- NEVA 323
- DUTTON 400
- McDonald 170

Oneida 250-35' Wz
 McDonald 170 Sill
 Silver Bow 400-8
 Glengary 200-3
 ELEV. 5372
 5373
 5371

BELMONT TREBISE 200
 NORA ROSE O'NEILL WESTLAKE 170
 COSGROVE McDONALD DUTTON 240
 NEVA 200
 ONEIDA 250
 GND. SQUIRREL # 1-176
 MONTANA MONITOR INT. SILL
 GLENGARY 100
 IDUNA J. I.C. 200
 BOHEMIA BOHEMIA 200
 SILVER BOW 300

 Iduna Shaft





MINED OUT
BY
BERKELEY PIT

PP Dutton Sh.

PP Neva Sh.

Boehme Shaft

Silver Bow 400-7
Glengary 200-2

Silver Bow
400
Boehme
260
JIC
300
JIC
100
300
Glengary
200
Neva
323
Dutton
400

BELMONT TREPRISE 200
NORA ROSE OMALEY WESTLAKE 170
COSGROVE McDONALD DUTTON 240
NEVA NEVA 200
ONEIDA 250
GND SQUIRELL 1-17G
MONTANA MONITOR INT. SILL
GLENGARY 100
INDIANA J.I.C. 200
BOHEMIA BOHEMIA 200
SILVER BOW 300

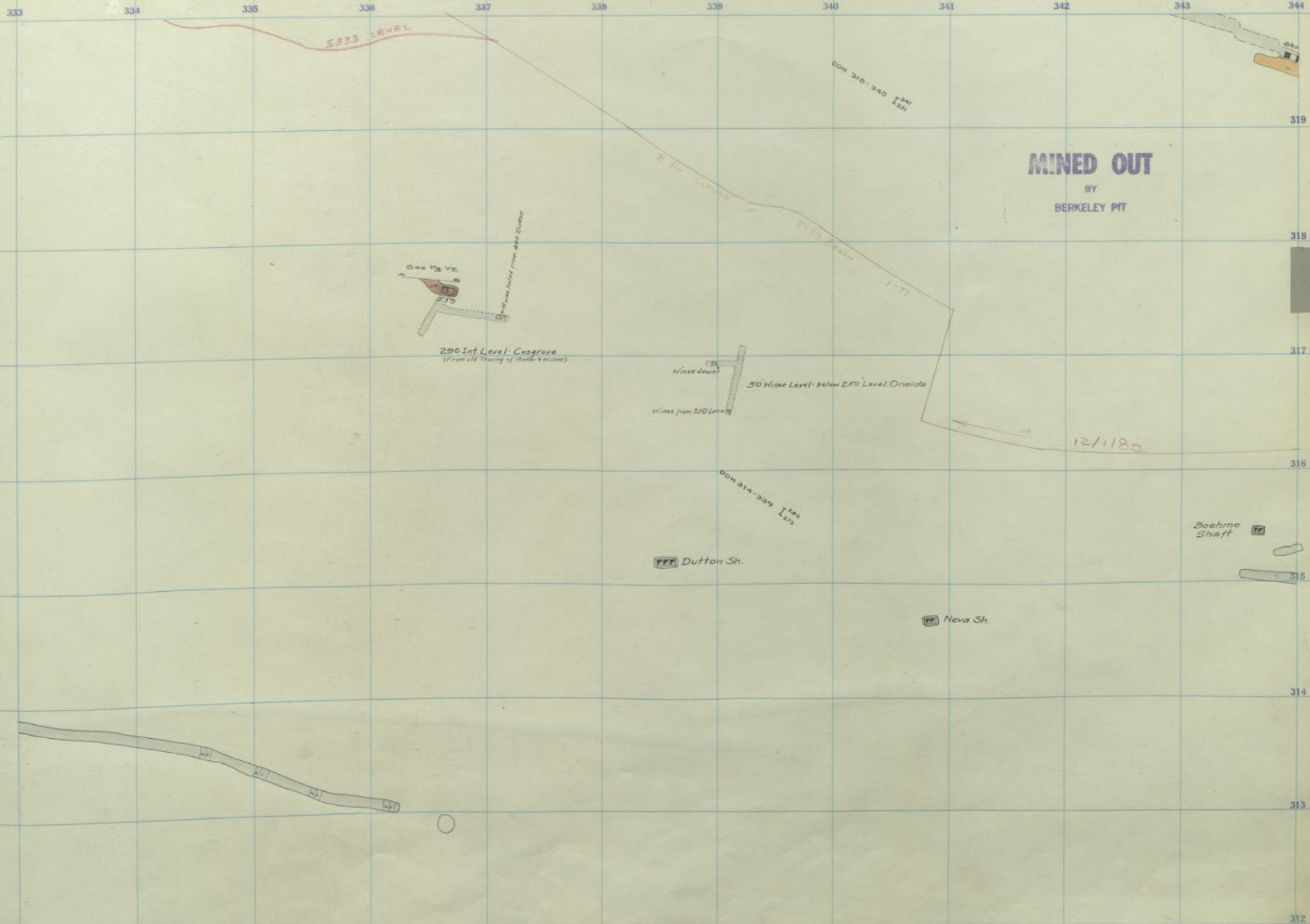
100 1000
W. S. ...

Adura Shift

No Date



Wings



- Silver Bow 400
- Boehme 260
- JIC 300
- JIC 300
- Glengary 200
- NEVA 323
- DUTTON 400

MINED OUT
BY
BERKELEY PIT

5333 LEVEL



290 Int Level - Cosgrove
(from old tracing of Clark & Winsor)

Dutton Sh.

Neva Sh.

Boehme Shaft

50' Wz Level - below 290 Level, Oneida

12/1180


Oneida 250-50' Wz
Cosgrove 290 Int. Sill
Silver Bow 400-6E-500-22
Glengary 200-1

BELMONT TREBISE 200
NORA PRINE CHAFFY WESTLAKE 170
COSGROVE McDONALD DUTTON 240
NEVA NEVA 150-196
ONEIDA 250
GND SQUIRREL 1-176
MONITOR INT SILL
GLENGARY
IDUNA J.I.C. 200
BOEHME BOEHME 200
SILVER BOW 300

WIND ONE

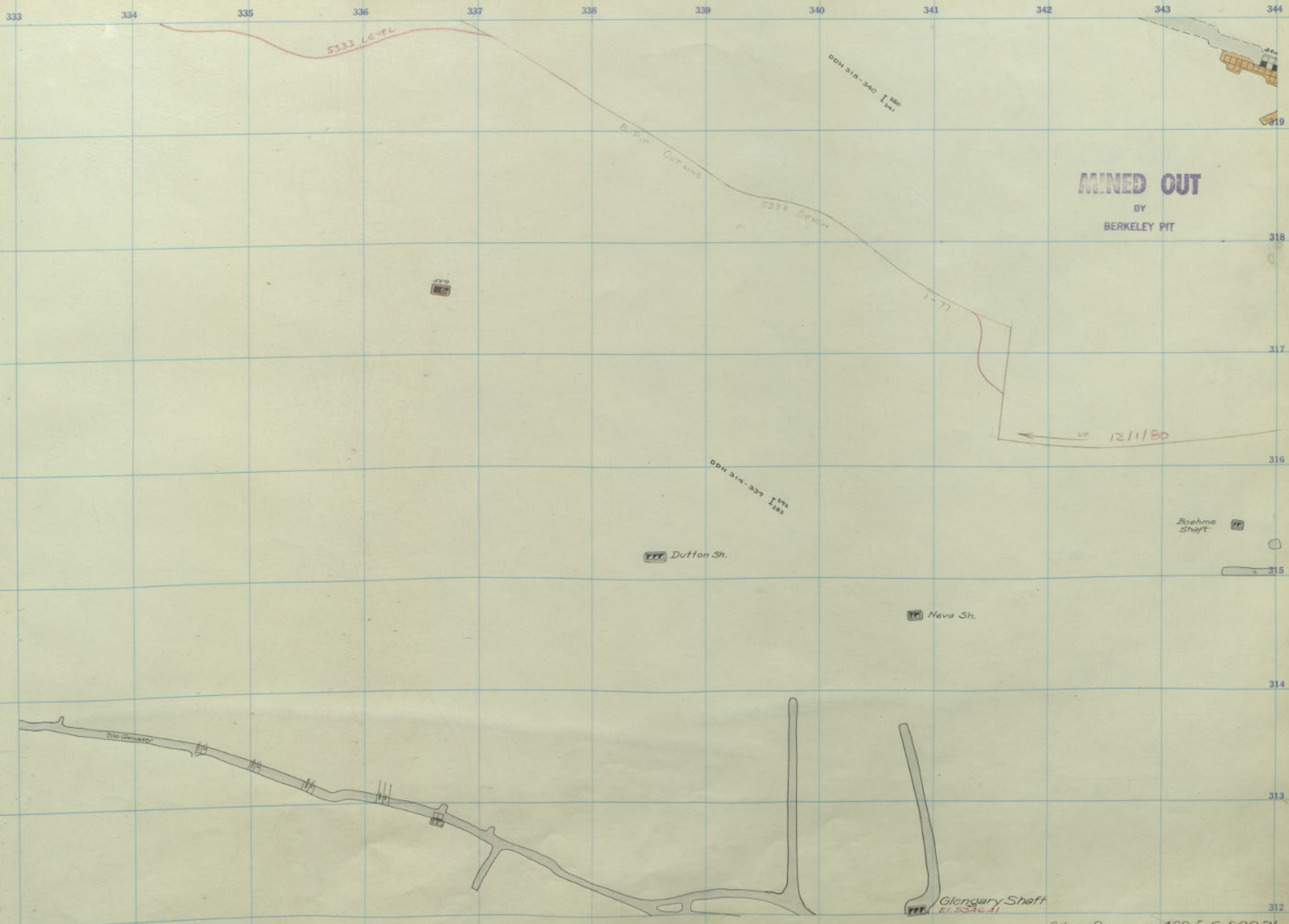
Letna Shaft

NO DATE



J.I.C. 300-5
Glengary 200 Sill

ELEV 3378



Silver Bow
 400
 Bohme
 260
 JIC
 300
 TUNA
 300
 GLENGARY
 300
 NEVA
 323
 DUTTON
 400

MINED OUT
 BY
 BERKELEY PIT

Silver Bow
 Glengary
 400-5 E-500-21
 200-Sill-

Glengary Shaft
 El. 5233-41

Dutton Sh.

Nava Sh.

Boehme Shaft

5233 LEVEL

A. Pit Outline

5233 Level

1-77

UP 12/1/80

200 sill

DDH 318-340 1200
1200

DDH 314-329
1200

333 334 335 336 337 338 339 340 341 342 343 344

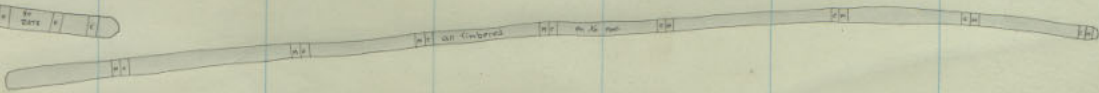
318
317
316
315
314
313
312

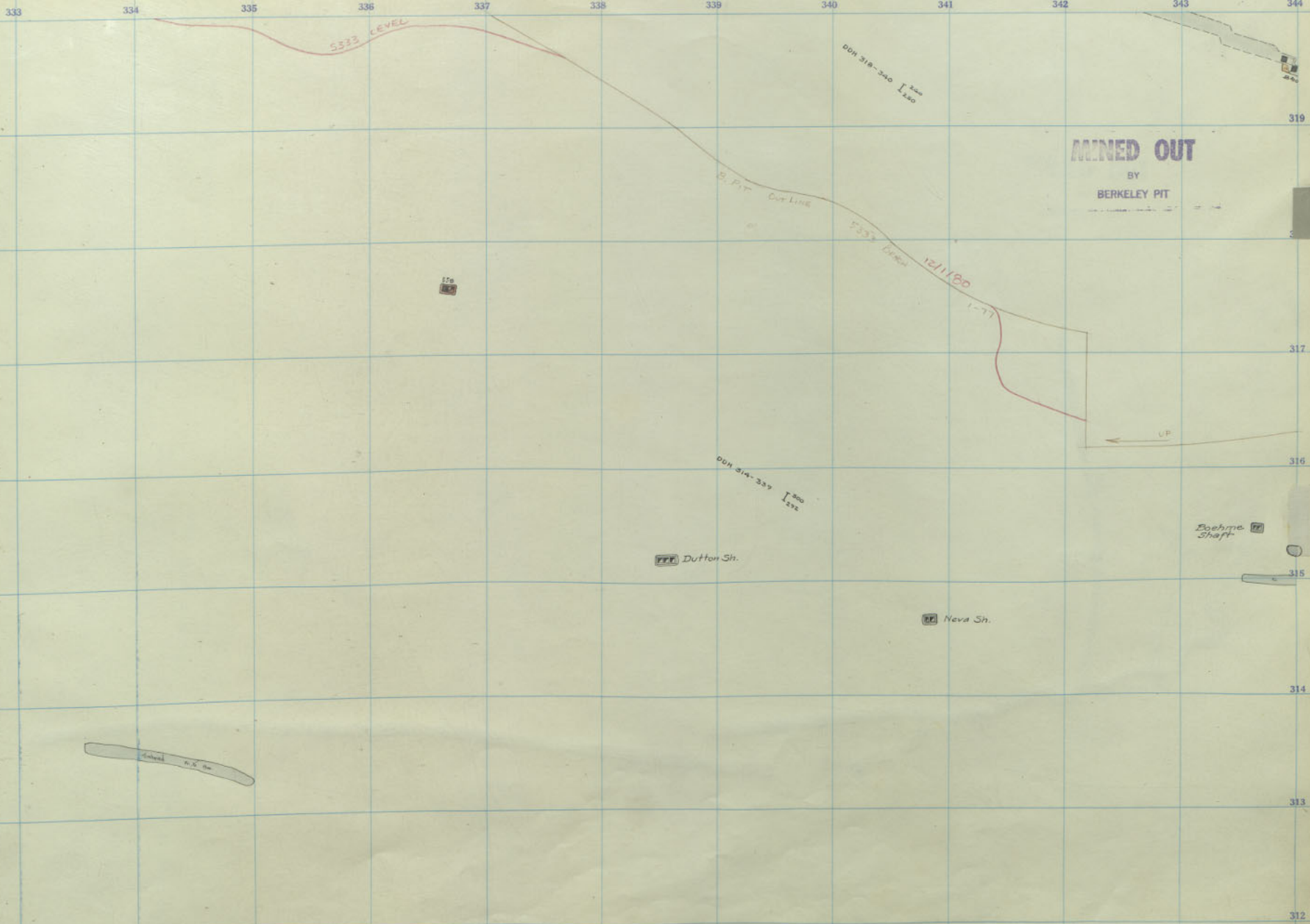
BELMONT TREBISE 200
 NORA PINE CLIFF WESTLAKE 240
 COSGROVE McDONALD DUTTON 170
 NEVA 200
 ONEIDA 250
 GND SQUIRREL # 1-176
 MONITOR INT. SILL
 GLENGARY 200
 IDUNA J. I.C. 200
 BOEHME 200
 SILVER BOW 300

100
 100
 100

Iduna Shaft

100
 100





Silver Bow
 SILVER BOW
 400
 BOEHME
 260
 JIC
 JIC
 300
 JIC
 JIC
 300
 GLENGARY
 300
 NEVA
 323
 DUTTON
 400

MINED OUT
 BY
 BERKELEY PIT


Dutton Sh.

Neva Sh.

Boehme Shaft

Silver Bow
 400-4-E-500-20
 BOEHME
 260-2

- BELMONT TREBRISE 200
- COSGROVE McDONALD DUTTON 240
- NOVA DUFF ALLEY WESTLAKE 170
- NEVA 150-196
- OHEDA 250
- GND SQUIRREL #1-17G
- MONITOR INT SILL
- GLENGARY 200
- TRINA J.I.C. IDUNA 300
- BOEHME BOEHME 200
- SILVER BOW 300



Iduna J.I.C.
 300-5111
 300-3

333 334 335 336 337 338 339 340 341 342 343 344

S333 LEVEL

007 007-010 HO

MINED OUT
BY
BERKELEY PIT

B. PT. OUTLINE

003 003

1-77

12/1/80

Boehme Shaft

Dutton Sh.

Neva Sh.

SILVER BOW
400

BOEHME
260

JIC
IDUNA
300

GLENGARY
300

NEVA
325

DUTTON
400

SILVER BOW 300
BOEHME BOEHME 260
J.I.C. IDUNA 200
GLENGARY 200
MONITOR INTSILL
GND SQUIRREL #1-17G
ONEIDA 250
NEVA NEVA 200
WENTZ AVE DUTTON 170
COSGROVE MCDONALD 240
TREBRISE 160
BELMONT 200

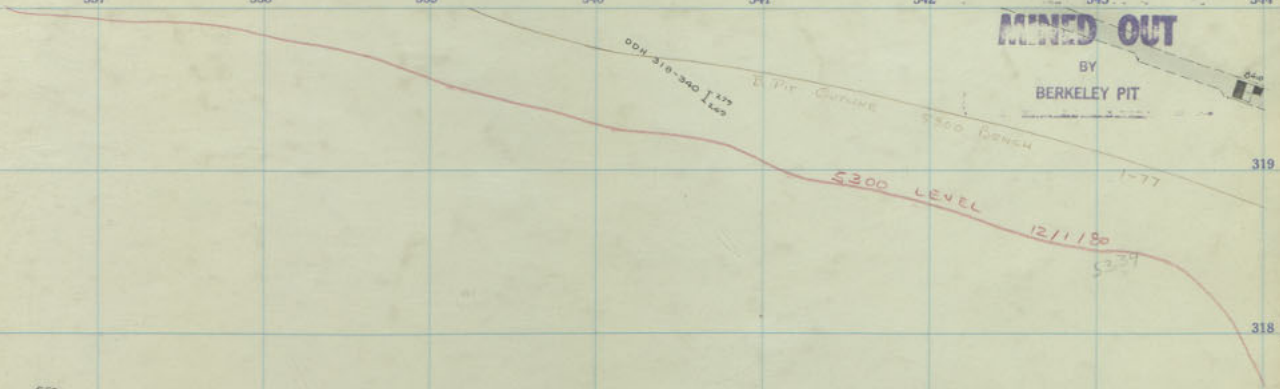
700
IN FLORIDA



333 334 335 336 337 338 339 340 341 342 343 344

MINED OUT

BY
BERKELEY PIT



004-318-400
004-318-400

Dutton Sh.

Neva Sh.

Boehme
SHRT.
E1. 532557



SILVER BOW
400

JIC
300
IDUNA
360

GLENGARY
300

NEVA
325

DUTTON
400

312

Silver Bow 400-2 & 500-18
Boehme 260-sill ~

BELMONT TREBRISE 200 160
 COSGROVE McDONALD DUTTON 240 170 150-196
 NEVA 200
 ONEIDA 250
 GND SQUIRREL #1-17G
 MAINTING MONITOR INT-SILL
 GLENGARY 200
 IDUNA 200 300
 J.I.C.
 BOEHME 260
 SILVER BOW 300



333 334 335 336 337 338 339 340 341 342 343 344

MIND OUT
BY
BERKELEY PIT

Silver Bow
DUTTON
400

JIC
DUNA
300

JIC
DUNA
360

GLENGARY
300

NEVA
323

DUTTON
400

OH 318-316 HOD
see [L]

B. Pitt Outline 5000 Drain 1-77

5000 LEVEL 12/1/80

220

OH 318-316 HOD
see [L]

Dutton Sh.

Neva Sh.

at [unclear] [unclear]

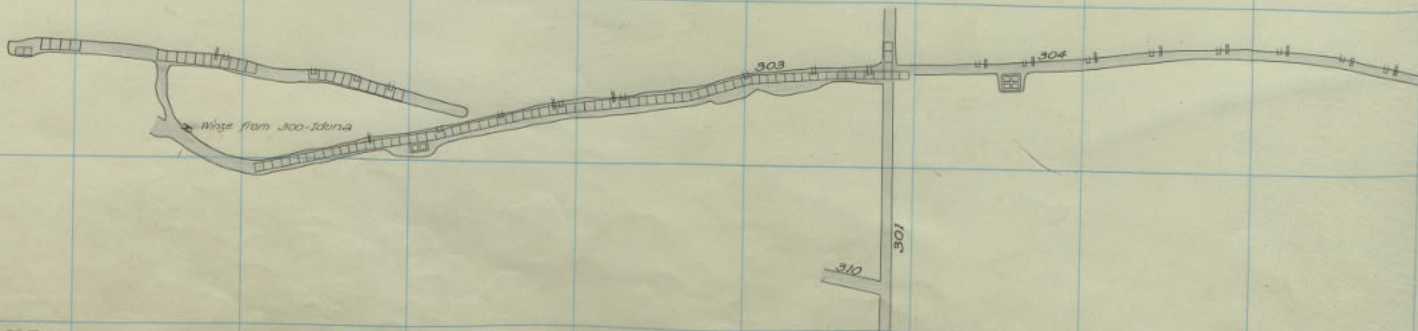
312

Elev 5234'


Silver Bow

400-1 & 500-17

BELMONT TREBISE 200
 160
 NOZA PARK 170
 COSGROVE 240
 DONALD 170
 WEST 150-156
 DUTTON 150-156
 NEVA 200
 ONEIDA 250
 GND SQUIRREL #1-17G
 MONITOR INT SILL
 GLENGARY 200
 IDUNA 300
 J.I.C. 300
 BOEHME J.I.C. 260
 SILVER BOW 400
 SILVER BOW 400



333 334 335 336 337 338 339 340 341 342 343 344



539

DDH 314-339 314
319

Dutton Sh.

537
315

Neva Sh.

Top floor of 200 - Next floor is 200 Glenqary Sill -
See page 79 for 200 Sill -

Elev. 5314

Silver Bow 400 Sill & 500-16
Glenqary 300-9 400-23

Silver Bow 500

JIC Initial IDUNA 360

GLENQARY 300

NEVA 323

DUTTON 400

312

322

323

324

325

326

327

328

329

330

331

332

333

BELMONT

TERESE

160

200

NOEA

COSGROVE

240

DANIEL

MCDONALD

170

150-15C

ONEIDA

250

NEVA

200

GRD SQUIRREL

1-17G

MONITOR

INTSILL

GLENGARY

200

IDUNA

300

J.I.C.


J.I.C.

300

SILVER BOW

SILVER BOW

400



MINED OUT
 BY
BERKELEY PIT

5300 LEVEL
 12/1/80

S. PIT OUTLINE
 1-77

5300 BENCH

00N 314-339
 1-200
 1-301

Dutton Sh.

Neva Sh.

339

338

ELSK 5307

Silver Bow
 Glengary
 500-15
 300-8 400-22

Silver Bow
 500
 JIC
 400
 Ipuua
 360
 Glengary
 300
 NEVA
 323
 DUTTON
 400

BELMONT 200

TREBIZE 160

COSEBROVE 240

NOPA D

MCDONALD 170

DUTTON 150-156

NEVA 200

ONEIDA 250

1-176

GRD SQUIRREL

MONITOR INT-SILL


GLENGARY 200

IDUNA 300

JIC 300

BOEHME 260

SILVER BOW 400




Silver Bow
500
JIC
400
Iduna
360
Glengary
300
NEVA
323
DUTTON
400

Elev. 5001'

Silver Bow
Glengary
500-14
300-7 400-21

BELMONT
200TREBISE
160NOEGROVE
240MCDONALD
170DUTTON
150-190NEVA
200ONEIDA
250GRAND SQUIRREL
#1-170MONITOR
INT. SILLGLENGARY
200IDUNA
300J. I. C.
BOEINGSILVER BOW
400



Silver Bow
500
JIC
400
Ibuna
360
Glengary
300
NEVA
523
DUTTON
400

Elev 5295'

Silver Bow
Glengary

500-13
300-6 400-20

SILVER BOW
SILVER BOW
400

J.I.C. RECEIVED
BOEING
J.I.C. 260
300

IDUNA 300

GLENGARY 200

MONITOR
INT SILL

GRIP SQUEEDEL
#1 - 176

ONEIDA 250

NEVA 200

NOVA D...
DUTTON 150-196
170

COSEGROVE
MCDONALD 240

TREBRISE
160

BELMONT
200

J.I.C.

400

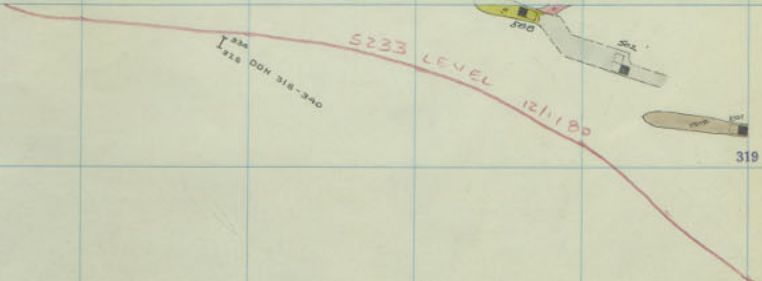
12th Fl

EXX 7346

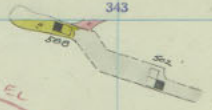


333 334 335 336 337 338 339 340 341 342 343 344

Silver Bow 500
JIC 400
Inuna 360
Glengary 300
Neva 523
Dutton 400



ONE-816 HOD 925
924
923



ONE-816 HOD
922
921
920



Dutton Sh.

Neva Sh.

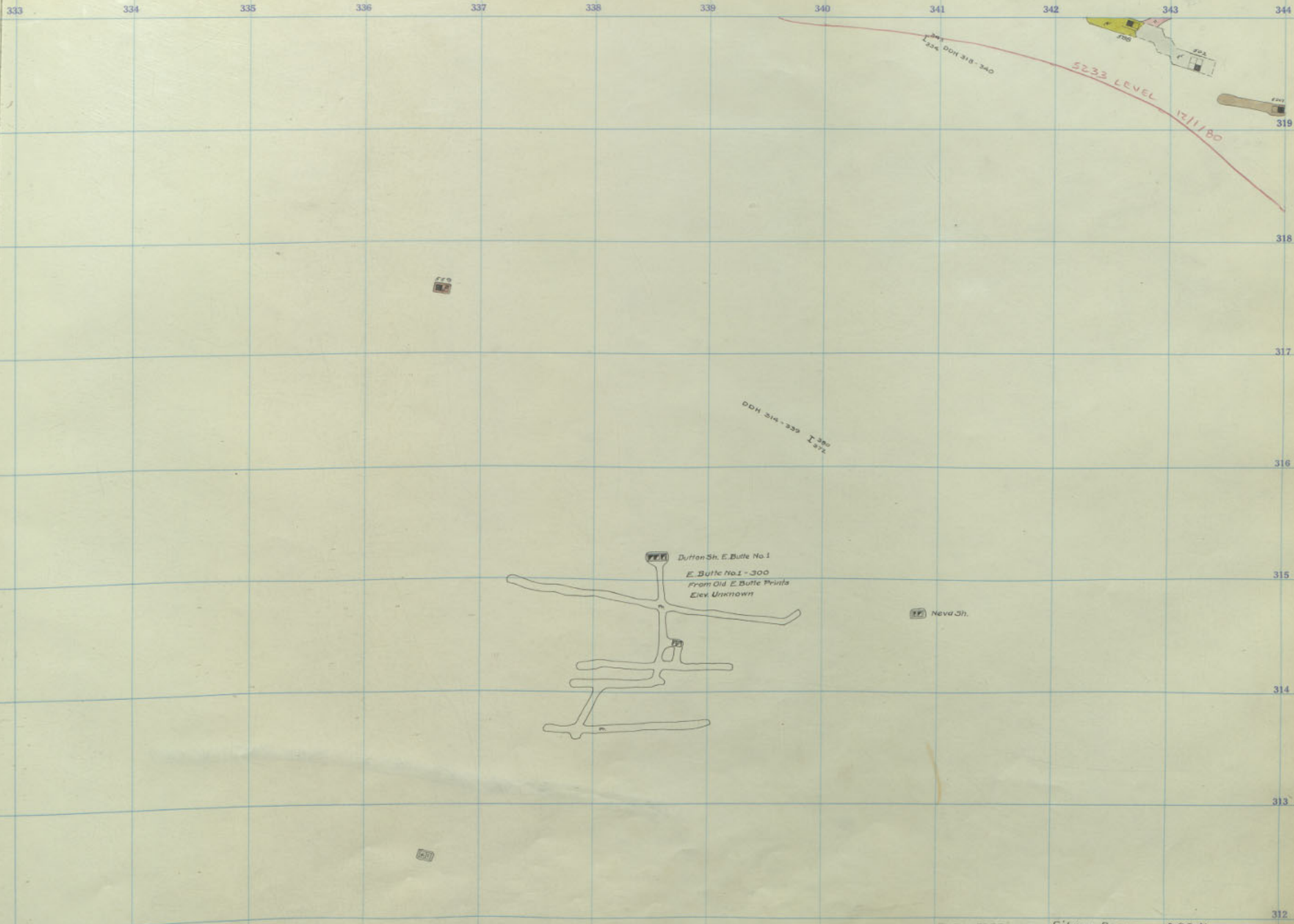
500

Elev. 9289' Silver Bow 500-12
Glengary 300-5 400-19

SILVER BOW 400
 SILVER BOW 400
 J.I.C. BOYME 300
 J.I.C. 300
 IDUNA 300
 GLENGARY 200
 MONITOR INT SILL
 GND. SQUIBBEL #1-17G
 ONEIDA 250
 NEVA 200
 DUTTON 150-19C
 DONALD 170
 COSE GROVE 240
 TRERISE 160
 BELMONT 200



J.I.C. 400 11th Pl. ELEV 2200'



Silver Bow
500
JIC
400
Iduna
360
Glengary
300
Neva
523
DUTTON
400

Duffon Sh. E. Butte No. 1
E. Butte No. 1 - 300
From Old E. Butte Prints
Elev. Unknown

Neva Sh.

ELEV. 5233
Silver Bow
Glengary
500-11
300-4 400-18

SILVER BOW 400
 SILVER BOW 400
 J.I.C. 300
 BOYME J.I.C. 260
 IDUNA 300
 GLENGARY 200
 MONITOR INT SILL
 GRD SQUIRREL #1-17G
 ONEIDA 250
 NEVA 200
 DUTTON 150-19G
 DONALD 170
 COSGROVE 240
 TREEBUSE 160
 BELMONT 200

J.I.C. 400 10" FI



333

334

335

336

337

338

339

340

341

342

343

344

ONE - 816 HAD 750' 1951

5233 LEVEL

121180

SILVER BOW
500

JIC
400

TRINIA
IDUNA
360

GLENGARY
300

317

000114-339 [300
1951

316

DUTTON Sh.

NEVA
323

NEVA Sh.

DUTTON
400

314

313

312

ELY 5277

Silver Bow 500-10
Glengary 300-3 400-17

SILVER BOW 400
 SILVER BOW 400
 BOJUME 260
 J. I. C. 300
 J. I. C. 300
 IDUNA 360
 GLENGARY 200
 MONITOR INT SILL
 GND SQUIREEL # 1 - 17G
 ONEIDA 250
 NEW 323
 DUTTON 150-19G
 DONALD 170
 COSGROVE 240
 T. P. RISE 160
 BELMONT 200

Iduna 360
 From 300 to 400

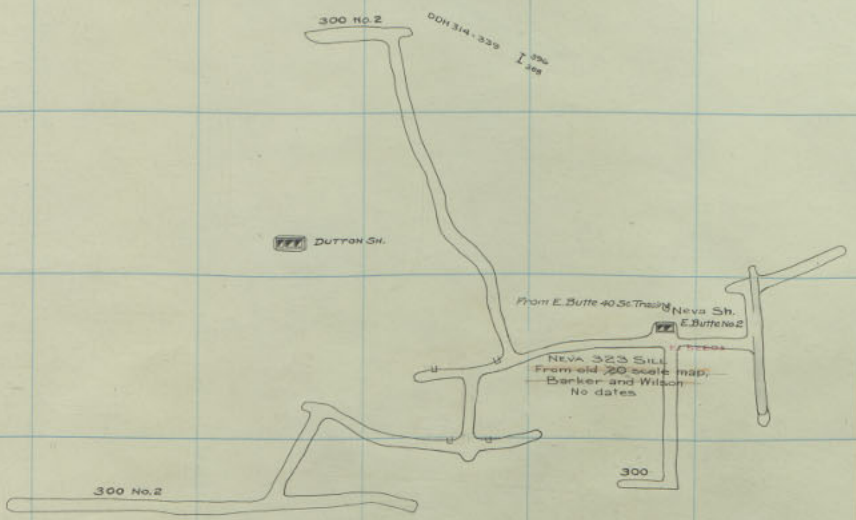
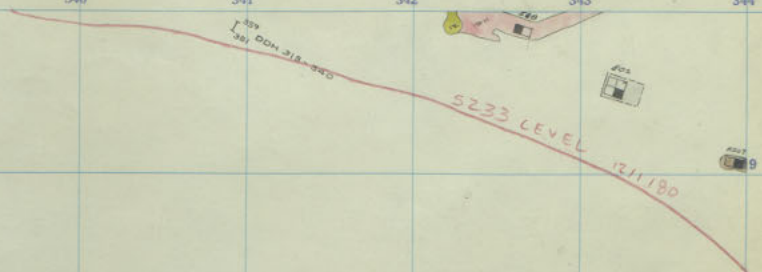
EX 49

J. I. C. 400 9 Ft.
 Iduna 360 Sill

333 334 335 336 337 338 339 340 341 342 343 344

Silver Bow
500
400
410
300
GLENGARY

DUTTON
400



312

Neva 323 SILL Silver Bow 500-9 Elev. 72.71
E. Butte #2 400-16 Glengary 300-2 400-16

SILVER BOW 400
 SILVER BOW 400
 J. I. C. BOHME 260
 J. I. C. 300
 IDUNA 360
 GLENGARY 200
 MONITOR INT. SILL
 GND. SQUIRREL #1 - 17G
 ONEIDA 250
 NEVA 323
 DUTTON 150-19C
 DONALD 170
 NOVA D. COSGROVE 240
 TREEBUSE 160
 BELMONT 200

(215)



J. I. C.

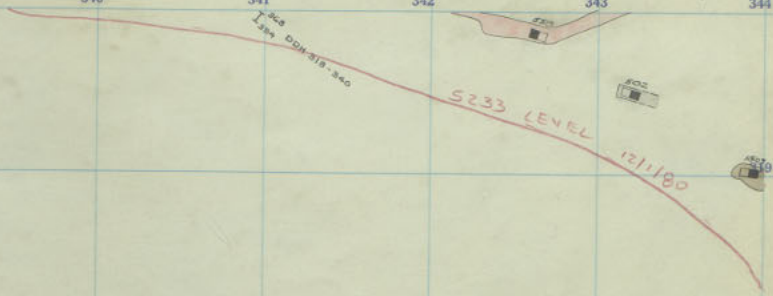
400

8th Fl.

PLATE 9275

333 334 335 336 337 338 339 340 341 342 343 344

SILVER BOW 500
JIC 400
JOURNAL 410
GLENARY 300



318
317
316
315
314
313
312

DUTTON 400


1 400
200
MET
ELEC. LINE

Dutton Sh.

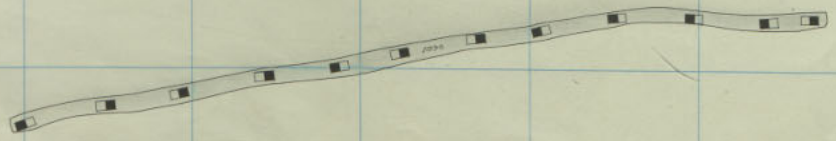
Elev. 5267'

Silver Bow 500-8
Glengary 300-1 400-15

BELMONT TREEISE 200
 NOEA D COSGROVE 240
 DUTTON 170
 NEVA 150-190
 ONEIDA 250
 GND SQUEESEL #1-17G
 MONITOR INT SILL
 GLENGARY 200
 IDUNA J.I.C. 360
 BOEING J.I.C. 300
 SILVER BOW 400



CH 1000



J.I.C. 400 7th Fl. Elev. 5242'

333 334 335 336 337 338 339 340 341 342 343 344

Silver Bow 500
JIC 400
JIC 410
Glengary 300



119

008 314-339 1414 1408

Duffon Sh.

DUTTON 400

filled



Glengary Shaft
Elev. 5299'

Silver Bow 500-7
Glengary 300-S111&400-14

312

SILVER BOW 400
 SILVER BOW 400
 J.I.C. BOENNE J.I.C. 260
 J.I.C. 300
 IDUNA 360
 GLENGARY 300
 GLENGARY 300
 MONITOR INT SILL
 GND SQUIBBEL #1-17G
 ONEIDA 250
 NEW 323
 DUTTON 150-19G
 DONALD 170
 COSGROVE 240
 NOVA D
 TRERISE 160
 BELMONT 200

EM 200



J.I.C. 400 6th Fl. Elev. 58.60'

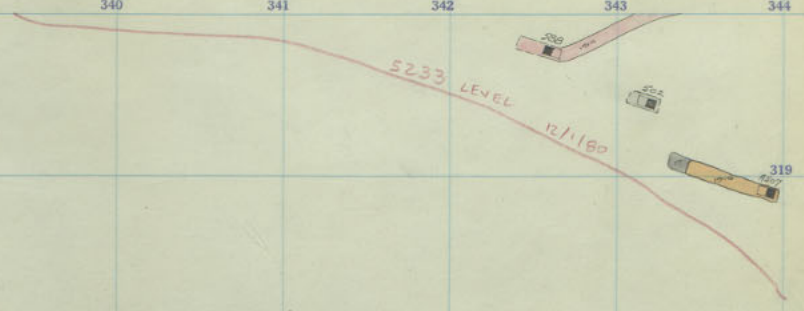
333 334 335 336 337 338 339 340 341 342 343 344

Silver Bow
500

JIC
400

Journal
410

DUTTON
400



150

5233 LEVEL
12/180

Dutton Sh.


Card

Elev 5233'

Silver Bow - 500-6
Glengary - 400-13

312

BELMONT TREPRISE 200
 160
 NOA D COSGROVE 240
 170
 DONALD DUTTON 150-190
 NEA 323
 ONEIDA 250
 GND SQUIBBEL # 1-176
 MONITOR INT SILL
 GLENGARY 300
 IDUNA 360
 J.I.C. 300
 BOENNE 260
 SILVER BOW 400



J.I.C. 400 5" Fl. ELEM 3282

333 334 335 336 337 338 339 340 341 342 343 344

Silver Bow
500

JIC
400

Dutton
410

319

317

316

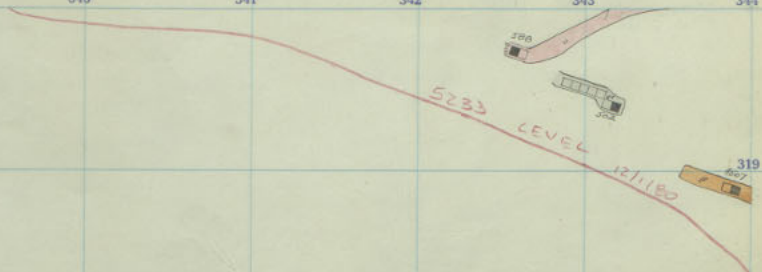
315

DUTTON
400


314

313

312



523
524
525
526
527
528
529
530
531
532
533
534
535
536
537
538
539
540
541
542
543
544



523
524
525
526
527
528
529
530
531
532
533
534
535
536
537
538
539
540
541
542
543
544



Elev. 7246'

Silver Bow
Glengary
500-5
400-12

SILVER BOW
SILVER BOW
400

J.I.C.
BOHME
J.I.C. 260

GLNGARY
GLNGARY
300

M
MONITOR
INT SILL

GND SQUIBBEL
1 - 17G

ONEIDA
250

NEVA
323

DUTTON
150-19C

ME DONALD
170

COSGROVE
240

TREPRISE
160

BELMONT
200



200



J.I.C. 400 4th Fl
Iduna 410 Int. Sill

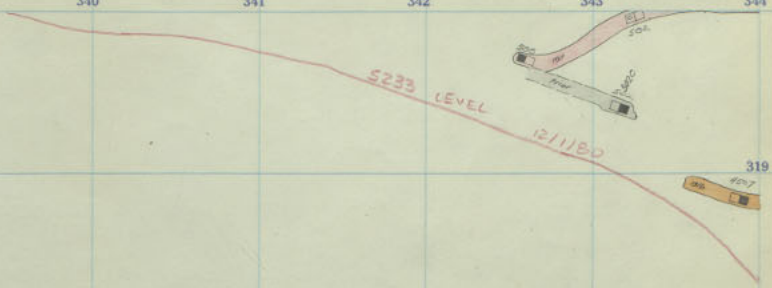
EL 240 2245

333 334 335 336 337 338 339 340 341 342 343 344

Silver Bow
500


JIC
400

Dutton
400




530

5233 LEVEL
12/1/80



Dutton Sh.



531

Elev 5230'

Silver Bow 500-4
Glengary 400-11

312

BELMONT TREEISE 200
 NOA D COSGROVE 240
 DONALD DUTTON 170
 NEVA 323
 ONEIDA 250
 GND SQUIRREL #1-17G
 MONITOR INT SILL
 GLENGARY 300
 GLENGARY IDUNA 410
 J.I.C. 300
 BOSIME 260
 SILVER BOW 400

J.I.C. 400 3rd Fl.

EXX 5037



333

334

335

336

337

338

339

340

341

342

343

344

87

Silver Bow
500

JIC
400

DUTTON
400

319

318

317

316

315

314

313

312

550

DDH 344-339
I 402
I 403


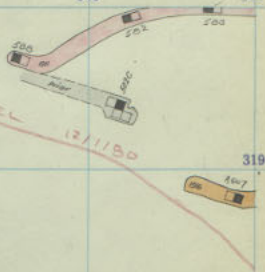
From E. BUTTE 40 Sc. Tracing

Dutton Sh.

From E. BUTTE 40 Sc. Tracing

Elev. 5234'

Silver Bow 500-3
Glengary 400-10
Dutton



550

SILVER BOW
SILVER BOW
400

J.I.C.
BOZIME
J.I.C. 260
300

GLENGARY
GLENGARY
300

MONTICELLO
MONITOR
INT SILL

GRAND SQUIRREL
#1-176

ONEIDA
250

NEVA
323

WILTON
DUTTON
400

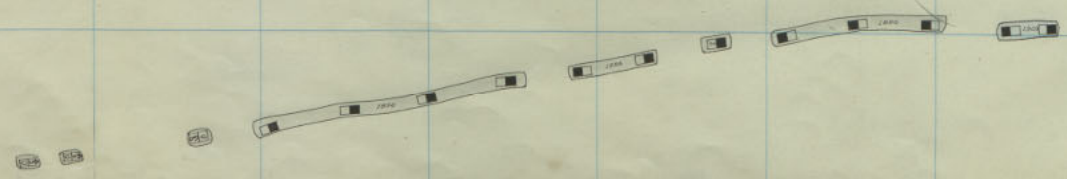
NOVA D
MCDONALD
170

COSGROVE
240

TREBISE
160

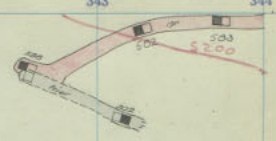
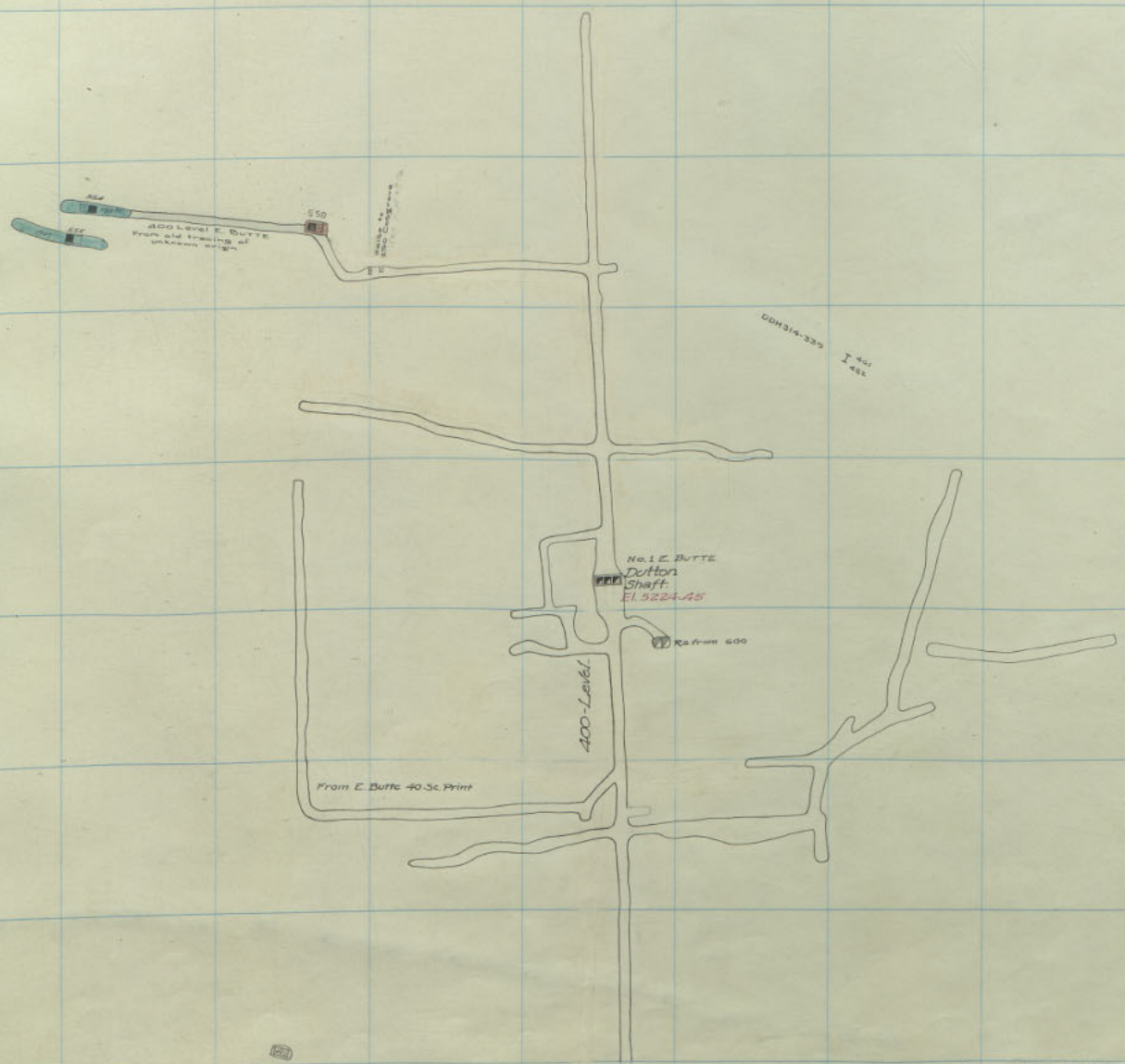
BELMONT
200

J.I.C 400 2nd Fl.



333 334 335 336 337 338 339 340 341 342 343 344

SILVER BOW
500
JIC
400



DDH314-329
I 401
402

400-Level

No. 1 E. BUTTE
Dutton
Shaft
El 5224.45

K.A. from 600

From E. Butte 40 Sc Print

400 Level E. Butte
From old tracing of
unknown origin

El. 5228'

Silver Bow	500 2 nd Fl.
Glengary	400-9
Dutton	400 Sill

312

SILVER BOW
SILVER BOW
400

J. I. C.
BOENNE
J. I. C. 260

TOUNA
410

GLENGARY
GLENGARY
300

MONITOR
INT SILL

GND SQUIBBEL
1 - 176

ONEIDA
250

NEVA
323

DUTTON
400

NORA D
MCDONALD
170

COSGROVE
240

TREPRISE
160

BELMONT
200



J. I. C. 400 1st Fl. Elev. 32.10'

333

334

335

336

337

338

339

340

341

342

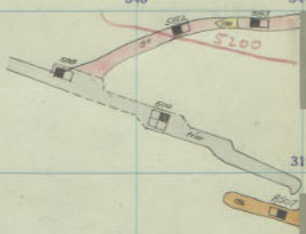
343

344

99

Silver Bow
500

JIC
400



1st Section



How 7220'

Silver Bow 500 1st Fl.
Glengary 400-8
JIC 400-8

312

313

314

315

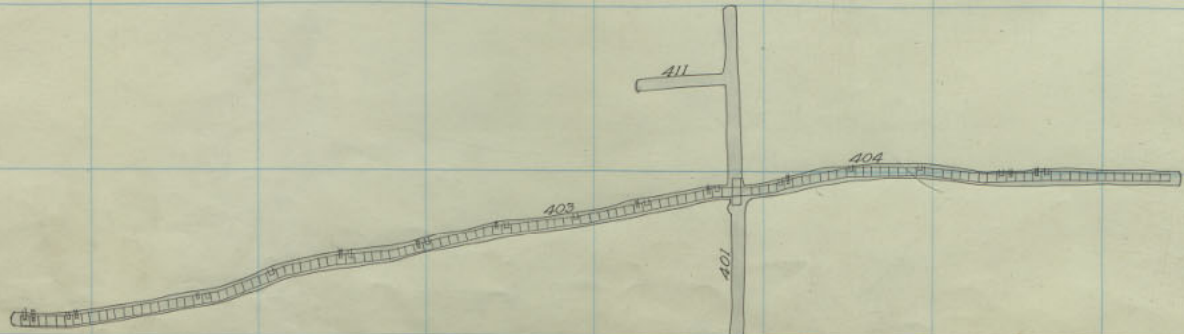
316

317


318

319

SILVER BOW 500
 J.I.C. BORNEO J.I.C. 260
 J.I.C. 400
 IONA 410
 GLENGARY 300
 GLENGARY INT SILL
 GND SQUIBBEL # 1 - 17G
 ONEIDA 250
 NEVA 323
 DUTTON 400
 MORA D MEDONALD 170
 COSGROVE 240
 TREPRISE 160
 BELMONT 200



J.I.C. 400 5111



Silver Bow 500 Sill
 Glengary 400-7
 D. 100-600-26

BELMONT TREPISE 200 160

NORA D COSGROVE 240

MEDONALD 170

DUTTON 400

NEVA 323

ONEIDA 250

GND SQUIBBEL #1-176

MONITOR INT SILL

GLENGARY 300

IDAUNA 410

J.I.C. 400

BOERME 260

SILVER BOW 500

333

334

335

336

337

338

339

340

341

342

343

344

319

318

317

316

315

314

313

312

BELMONT
TREPISE
200
160

MCPA D
COSGROVE
240

MCDONALD
170

DUTTON
400

NEVA
323

ONEIDA
250

GND SQUIBBEL
1 - 176

MONITOR
INT-SILL


GLENGARY
300

IDAUNA
410

J. I.C.
400

BOEHME
260

SILVERBOW
500



BELMONT
200

TREBISE
160

COSGROVE
240

MCDONALD
170

DUTTON
400

NEVA
323

ONEIDA
250

GND SQUIRREL
1-176

MONITOR
INT-SILL


GLENGARY
300

IDUNA
410

J.J.C.
400

BOEHME
260

SILVER BOW
SILVERBOW
500





B. PIT 12/1/80

10

STOPE
BOOK

1

1-5

PENNA.
SEL. COAL
MINES

K
31