

1  
ANACONDA SD.


29  
-  
04


VOL.

6

M

29





311	312	313	314	315	316	317	318	319	320	321	322
											336
											335
											334
											333
											332
											331
											330
											329
											328

3000

5200

STEW. & BELM

	301	302	303	304	305	306	307	308	309	310	311
336											
335											
334											
333											
332											
331											
330											
329											
328											

3025 12

11 312 313 314 315 316 317 318 319 320 321

322  
323  
324  
325  
326  
327  
328  
329  
330  
331  
332  
333  
334  
335  
336

3000

5200

STEW. & BELM

Blank

Belmont 3000 - 25

329	301	302	303	304	305	306	307	308	309	310	311
326											
325											
324											
323											
322											
321											
320											
319											
318											

4302522

312 313 314 315 316 317 318 319 320 321 322

322

336

335

334

333

332

331

330

329

328

3000

5200

STEW & BELM



Belmont 3000-24



300	301	302	303	304	305	306	307	308	309	310	311
336											
335											
334											
333											
332											
331											
330											
329											
328											

JOSEPH  
1950

Check this  
Flora

311 312 313 314 315 316 317 318 319 320 321 322

335

334

333

332

331

330

329

328

3000

5200

STEW & BELMONT

C. 30112

D. 30082

C. 30078

C. 30072

C. 30074

PRM

C. 30076

C. 30070

W. 30074

C. 30078

C. 30072

Belmont 3000-23

300	301	302	303	304	305	306	307	308	309	310	311
336											
335											
334											
333											
332											
331											
330											
329											
328											

1305A P  
K303212

311 312 313 314 315 316 317 318 319 320 321 322

A3276C  
d'FL Hated

Croogpax

D 300000

D 300000

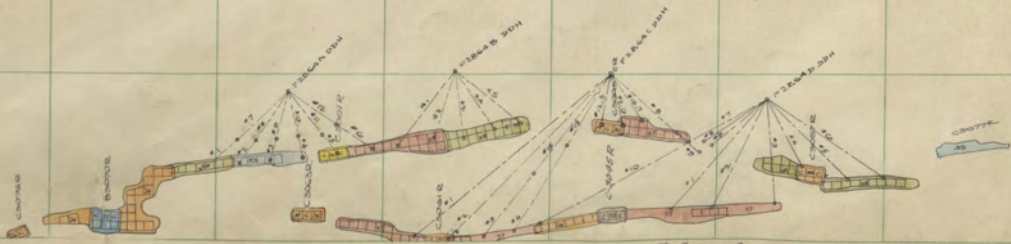
D 300000

D 300000

D 300000

D 300000

D 300000



Belmont 3000-22

3000

3200

STEW & BELM  
3000-22

300	301	302	303	304	305	306	307	308	309	310	311
306											
305											
304											
303											
302											
301											
300											
305											
306											
307											
308											
309											
310											
311											

JONES &  
1302 G ST.  
D

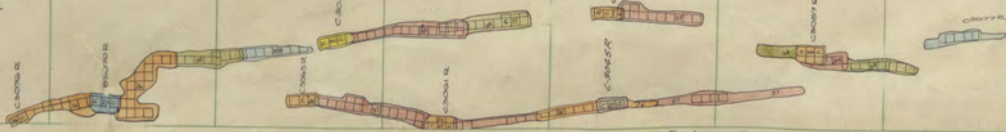
311 312 313 314 315 316 317 318 319 320 321 322

316  
315  
314  
313  
312  
311  
310  
309  
308

A3276K



Camp 2A



Belmont 3000-21

3000  
3200  
STEW & BELM  
ESSEX MASS

300 336	301	302	303	304	305	306	307	308	309	310	311
335											
334											
333											
332											
331											
330											
329											
328											

D 30094 R

J2094 R

311 312 313 314 315 316 317 318 319 320 321 322

336  
335  
334  
333  
332  
331  
330  
329  
328

C3009 R

C3009 R

C3009 R

C3009 R

C3009 R

C3009 R

C3009 R

C3009 R

C3009 R

A3276C



C3009 R



Belmont 3000-20

3000  
3200  
STEW & BELM  
EXHIBIT



300	301	302	303	304	305	306	307	308	309	310	311
356											
355											
354											
353											
352											
351											
350											
349											
348											
347											
346											
345											
344											
343											
342											
341											
340											
339											
338											
337											
336											
335											
334											
333											
332											
331											
330											
329											
328											

305  
306  
307  
308  
309  
310  
311

300  
301  
302  
303  
304  
305  
306  
307  
308  
309  
310  
311

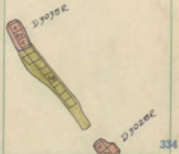
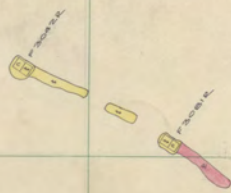
11 312 313 314 315 316 317 318 319 320 321 322

336  
335  
334  
333  
332  
331  
330  
329  
328

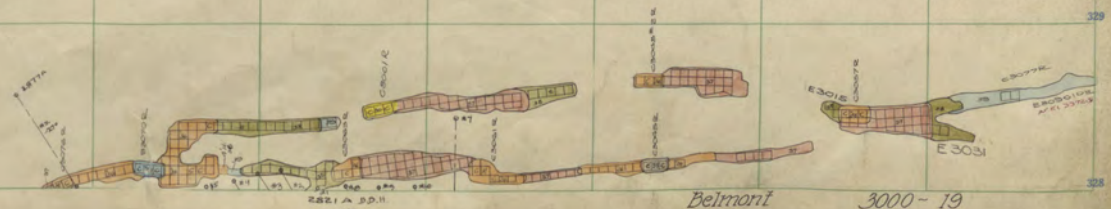
3000

3200


STEW & BELM  
3400




A3276R



Belmont 3000-19






3000

3200

STEW & BELM  
3400

300 301 302 303 304 305 306 307 308 309 310 311




312 313 314 315 316 317 318 319 320 321 322

336  
335  
334  
333  
332  
331  
330  
329  
328

3000

3200

STEW & BELM  
3400




300 301 302 303 304 305 306 307 308 309 310 311

316											
315											
314											
313											
312											
311											
310											
309											
308											
307											
306											
305											
304											
303											
302											
301											
300											
300											

020054R

020054R

020054R




3000


3200

STEW & BELM  
5-400



300 301 302 303 304 305 306 307 308 309 310 311






Belmont 3000-15

3000  
3200  
STEW BELM  
3400

300 301 302 303 304 305 306 307 308 309 310 311



312 313 314 315 316 317 318 319 320 321 322

336

335

334

333

332

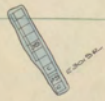
331

330

329

328

A3276K




Belmont

3000-14


3000

3200

STEW f BELM 3408








311 312 313 314 315 316 317 318 319 320 321 322

336 335 334 333 332 331 330 329 328



A3276R




Belmont 3000-12


3000

3200

STEM / BELM 3400









3000

3200

STEW / BELM  
3400






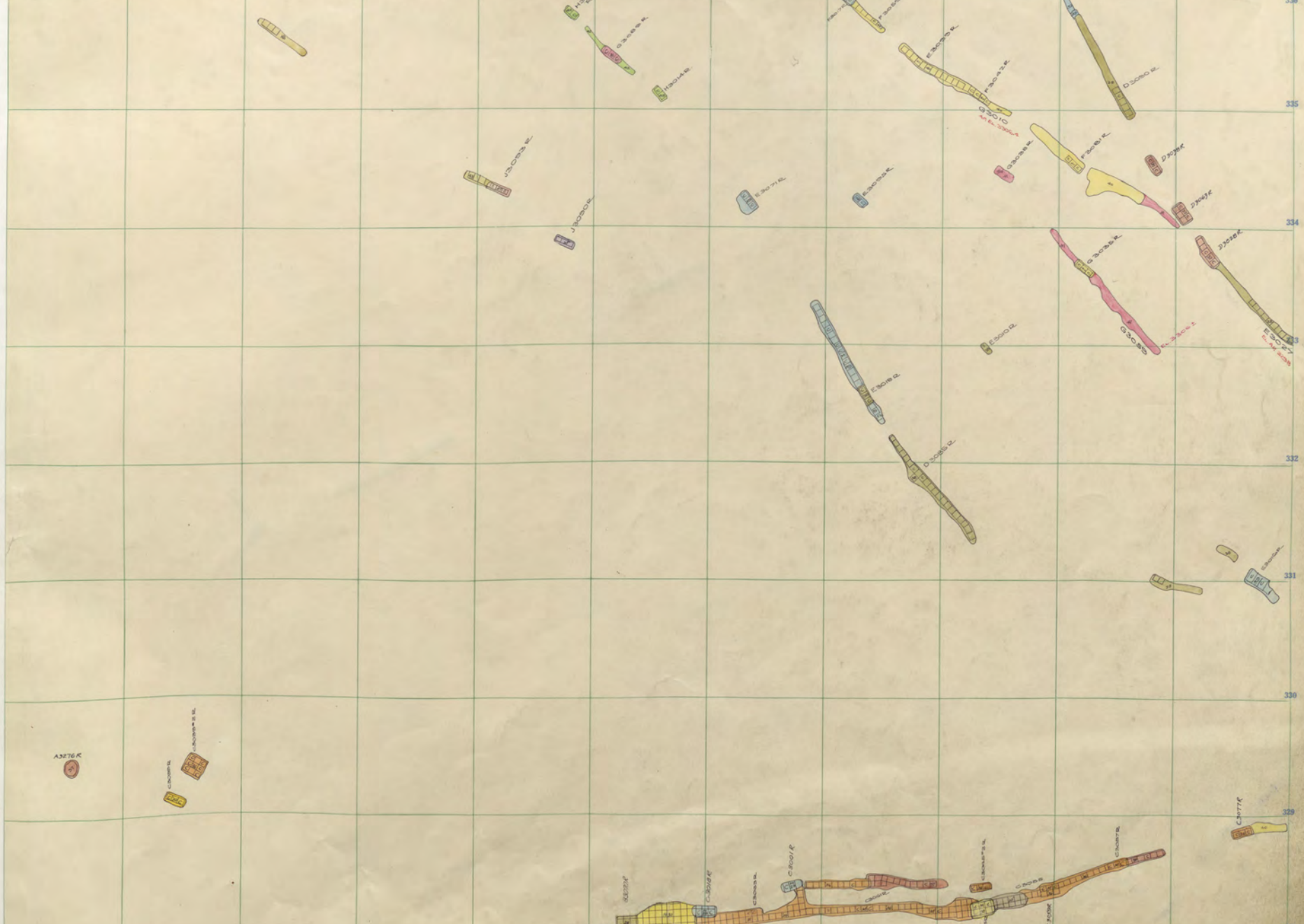
3000

3200

STEM of BELM 3400



11 312 313 314 315 316 317 318 319 320 321 322





Belmont 3000-9

3000

3200

STEM of BELM 3400





CLASSIFIED  
K30231

A277K

C3027A  
C3027B  
C3027C


Belmont 3000-8


3000

3200

STEM of BELM  
3400









3000

3200

STEM / BELM 3400

300 301 302 303 304 305 306 307 308 309 310 311







Belmont 3000-6

3000  
3200  
STEM f BELM  
3400

300 301 302 303 304 305 306 307 308 309 310 311






3000

3200


STEM f BELM 3400



3000


3200

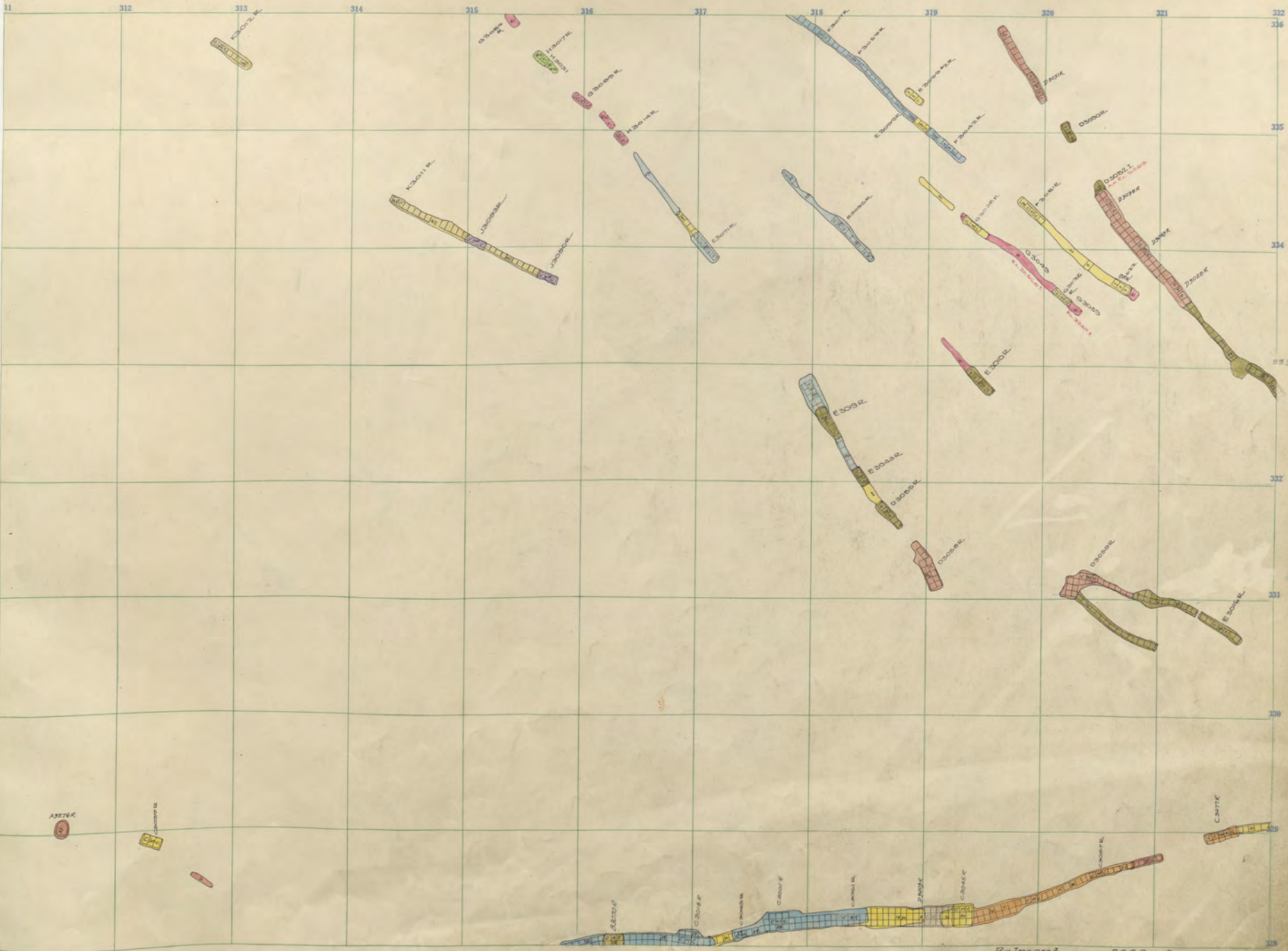
STEM of BELM 3400



Belmont 3000-4







3000

3200

STEM / BELM 3400

Belmont 3000-3

300 301 302 303 304 305 306 307 308 309 310 311

335

334

333

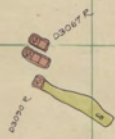
332


331

330

329

328







3000

3200

STEM / BELM 3400




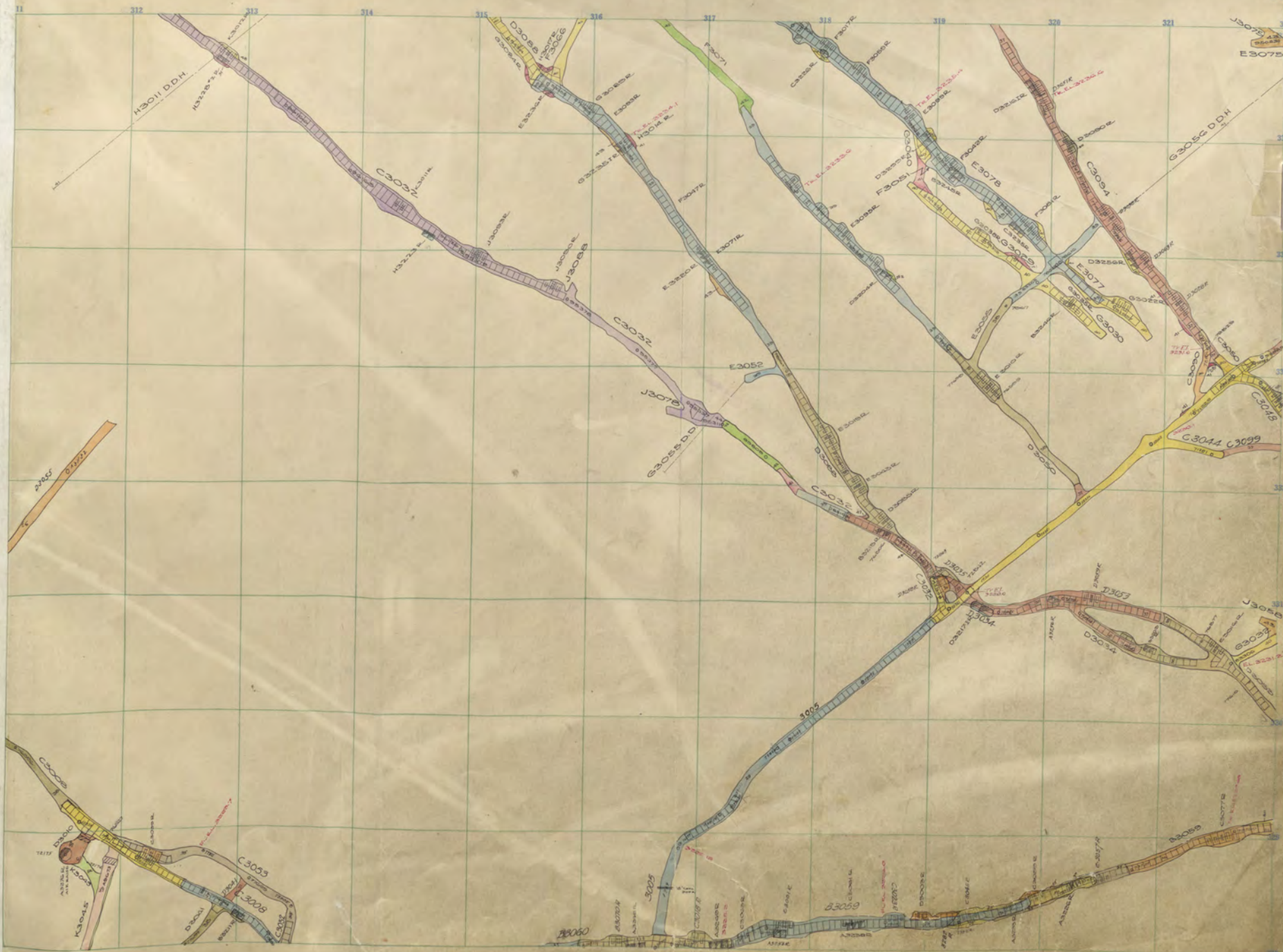


3000

3200

STEM / BELM 3400





3000

3200

STEW & BELM  
3400

Belmont 3000 Sill.



300 301 302 303 304 305 306 307 308 309 310 311

336											
335											
334											
333											
332											
331											
330											
329											
328											

5000

NEW STEWARD BANK

311	312	313	314	315	316	317	318	319	320	321	322
											326
											325
											324
											323
											322
											321
											320
											319
											318
											317
											316
											315
											314
											313
											312
											311
											310
											309
											308

3200

STEM & BLM  
3400

Blank

300	301	302	303	304	305	306	307	308	309	310	311
316											
315											
314											
313											
312											
311											
310											
309											
308											
307											
306											
305											
304											
303											
302											
301											
300											

5000

11	312	313	314	315	316	317	318	319	320	321	322
											326
											325
											334
											333
											332
											331
											330
											329
											328

3200

STEW & BELM  
3400


*Blank.*

300	301	302	303	304	305	306	307	308	309	310	311
336											
335											
334											
333											
332											
331											
330											
329											
328											
327											

5000

63347


311 312 313 314 315 316 317 318 319 320 321 322



3200


STEW & BELM  
3400

300 301 302 303 304 305 306 307 308 309 310 311



5000

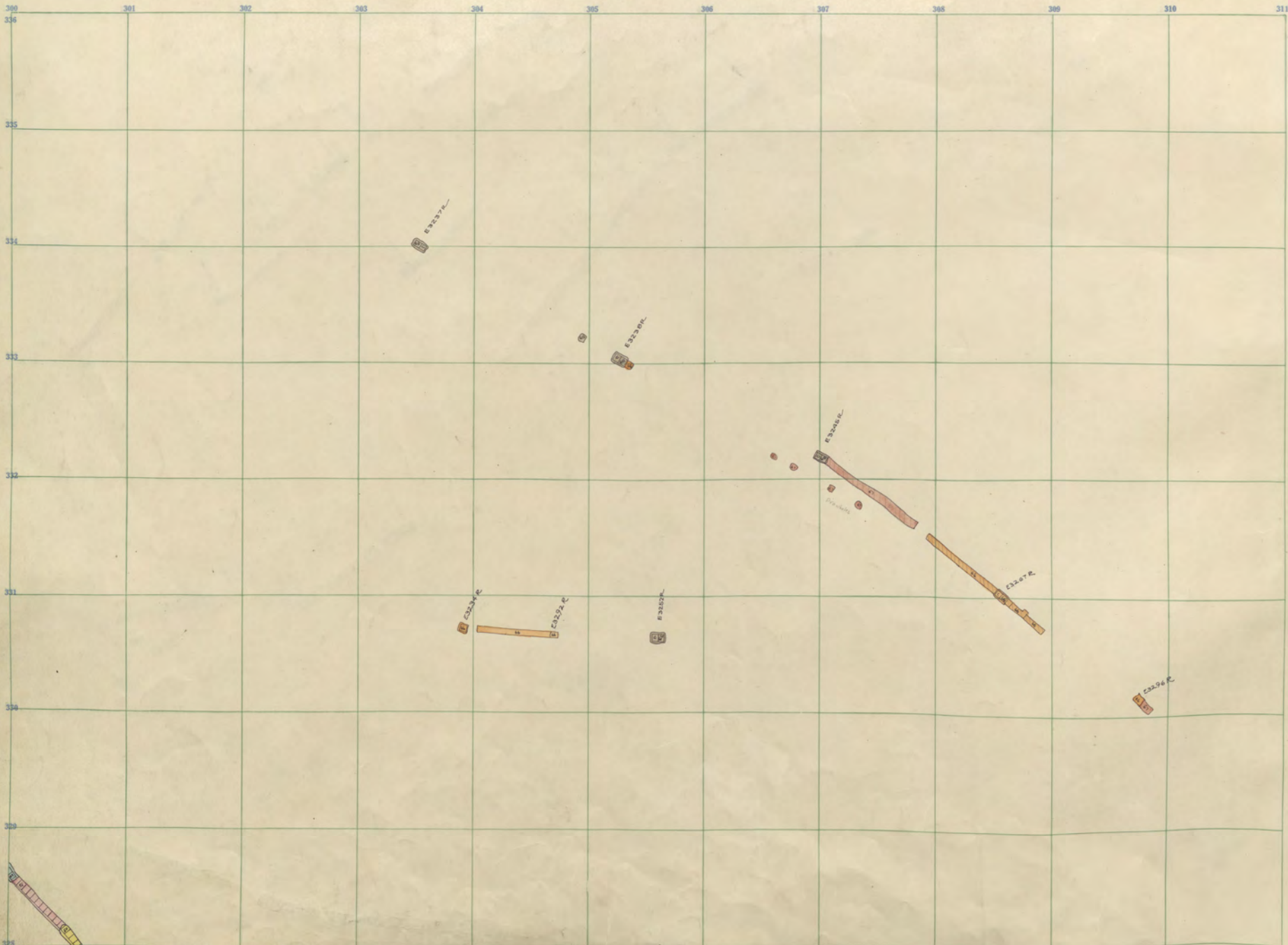





3200

STEM & BELM 3400






5000



3200

STEW & BELM 3400

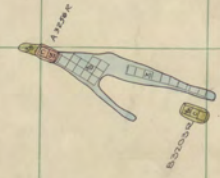
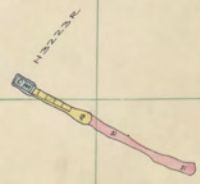
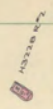


NEVER SWEAT  
SHAFT

5000

311 312 313 314 315 316 317 318 319 320 321 322

338  
335  
334  
333  
332  
331  
330  
329  
328




A3270 R



Belmont 3200-23

3200

STEW & BEIM  
3400



5000



311 312 313 314 315 316 317 318 319 320 321 322

336

335

334

333

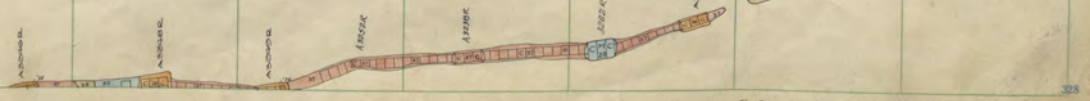
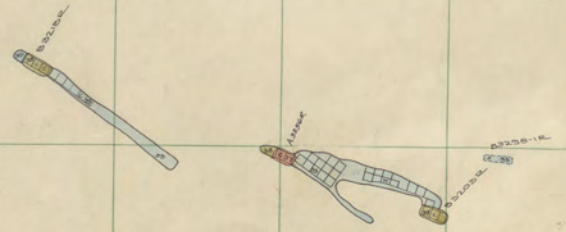
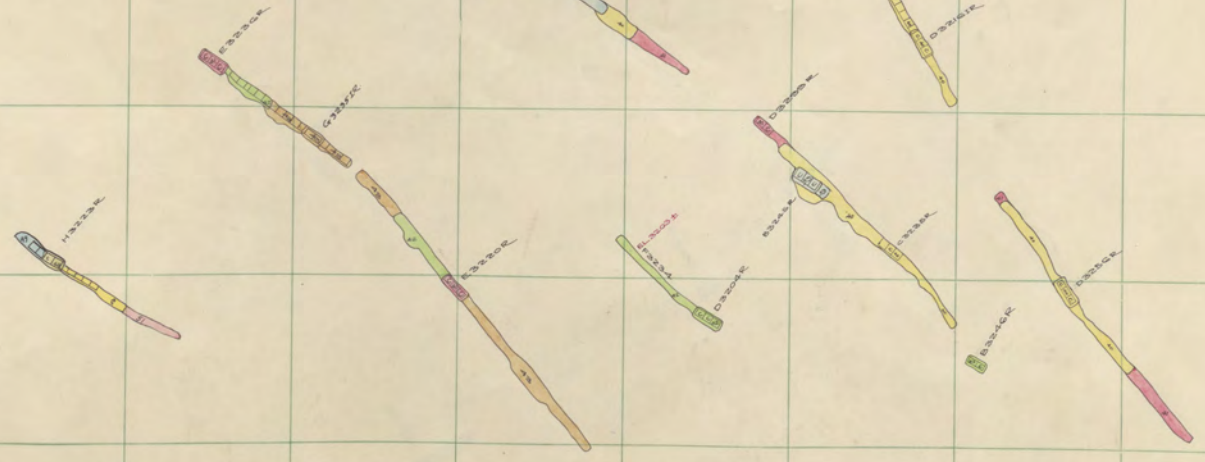
332

331

330

329

328




ANZAR




3200

STEW & BELM  
3400


5000






3200  
STEW & BELM  
3400






5000




3200  
STEW & BELM  
3400



5000

NEVERSWAT SHAFT


1/2 inch




3200

STEW & BELM  
3400

300 301 302 303 304 305 306 307 308 309 310 311



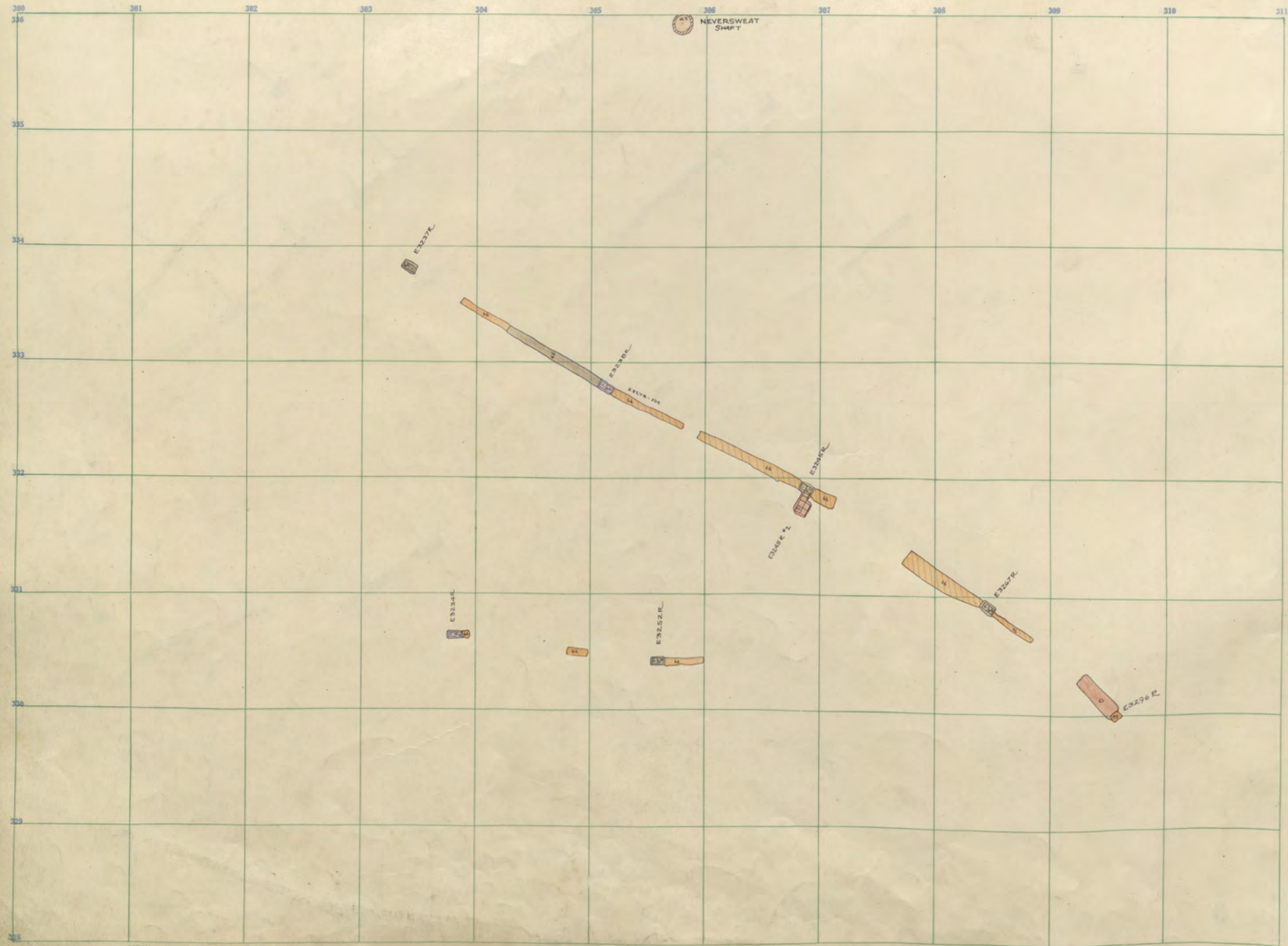
5000



A 3276K

Belmont 3200-18


3200  
STEW & BELM  
3400



5000

11 312 313 314 315 316 317 318 319 320 321 322

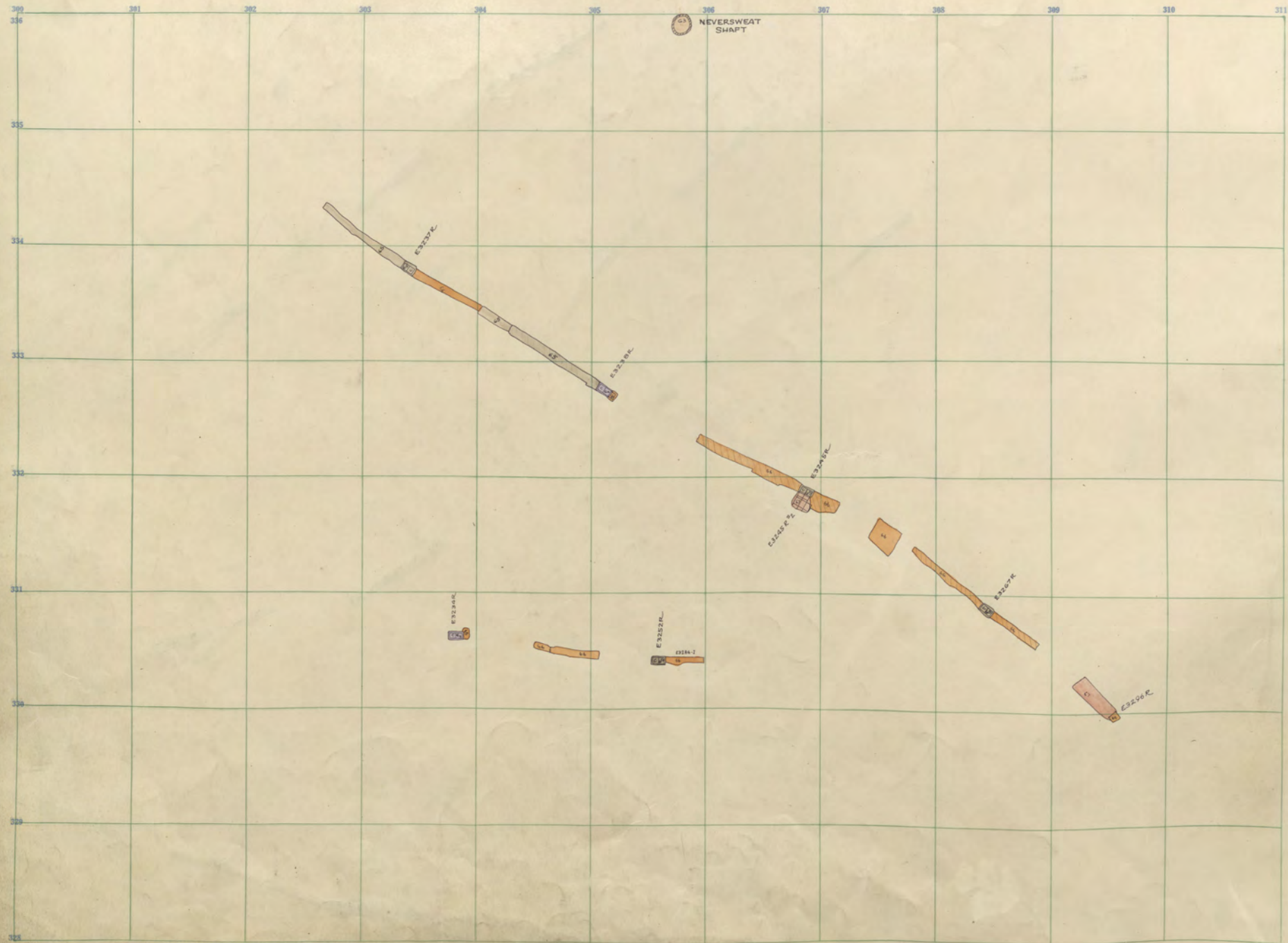
336  
335  
334  
333  
332  
331  
330  
329  
328




3200  
STEW & BELM  
3400

Belmont 3200-17






5000




3200

STEW & BELM  
3400



5000




Lowland Set


Belmont 3200-15

3200

STEW & BELM  
3400



5000




A35WK

Elmont 3200-14

3200

STEW & BEIM  
3400



5000

NEVERSWAY  
SHAFT

E32.85

E3236 R  
E3236 R  
E3236 R

E3234 R  
E3234 R  
E3234 R  
E3234 R


E3235 R

E3252 R

E3240 R  
E3240 R

300 301 302 303 304 305 306 307 308 309 310 311

336  
335  
334  
333  
332  
331  
330  
329

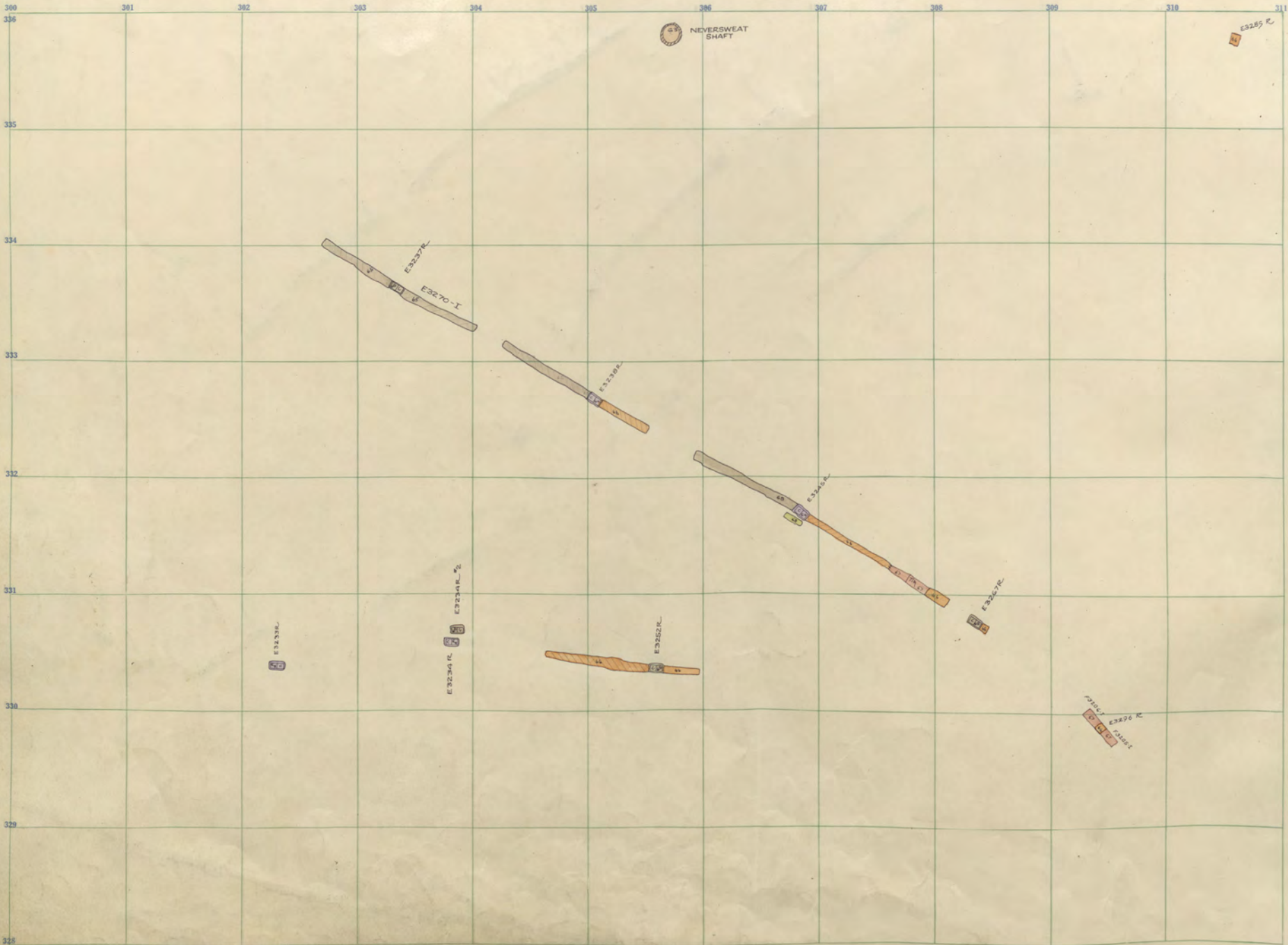


Belmont 3200-13


3200

STEW & BELM  
3400





5000




A3276E

Belmont 3200-12

3200


STEW & BELM  
3400



NEVERSWIFT SHAFT

E3285 R

5000



Belmont 3200-11

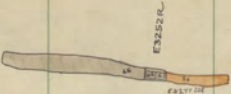
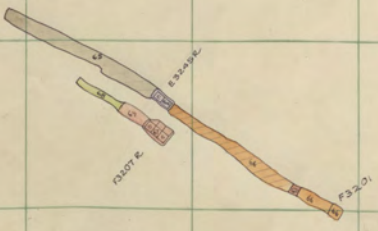
3200


STEW & BELM  
3400

5000

NEVERSWEAT  
SHAFT

E3285 R







A3276K

Belmont 3200-10

3200

STEW & BELM  
3400






3127E


Belmont 3200-9

3200  
STEM & BELM  
3400






5000



3200

STEW & BELM 3400



5000

11 312 313 314 315 316 317 318 319 320 321 322

336

335

334

333

332

331

330

329

328

H3226E

H3225E

H3224E

H3223E

H3223E

H3210E

H3209E

H3208E

H3207E

H3206E

H3205E

H3204E

H3203E

H3202E

H3201E

H3200E

H3199E

H3198E

H3197E

A3200E

Belmont 3200-7


3200

STEW & BELM  
5400

5000


NEVERWEAT  
SHAFT

3285 R



11 312 313 314 315 316 317 318 319 320 321 322

336  
335  
334  
333  
332  
331  
330  
329  
328

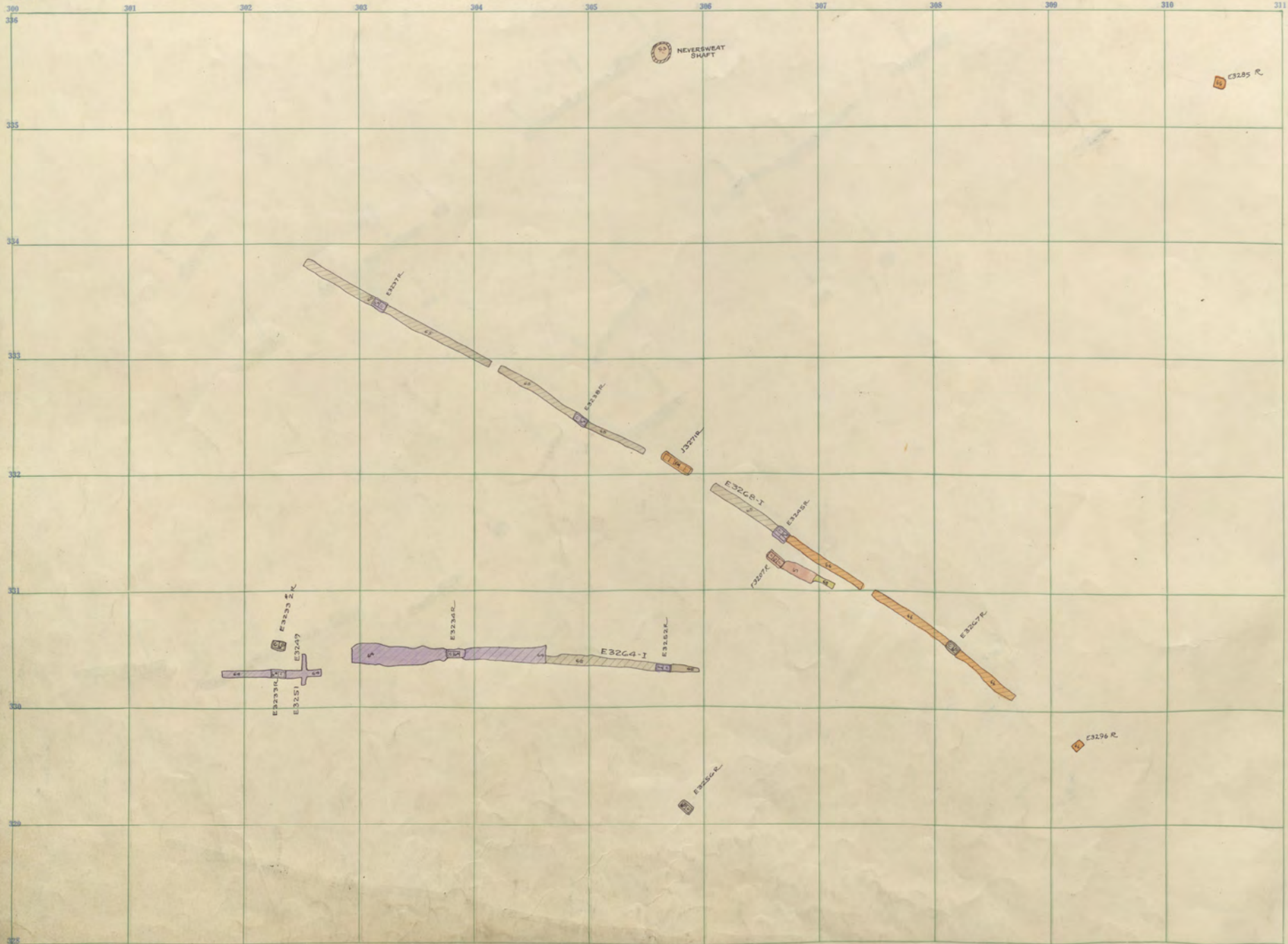


A3276K


Belmont 3200-6

3200

STEM & BEAM  
3400



5000



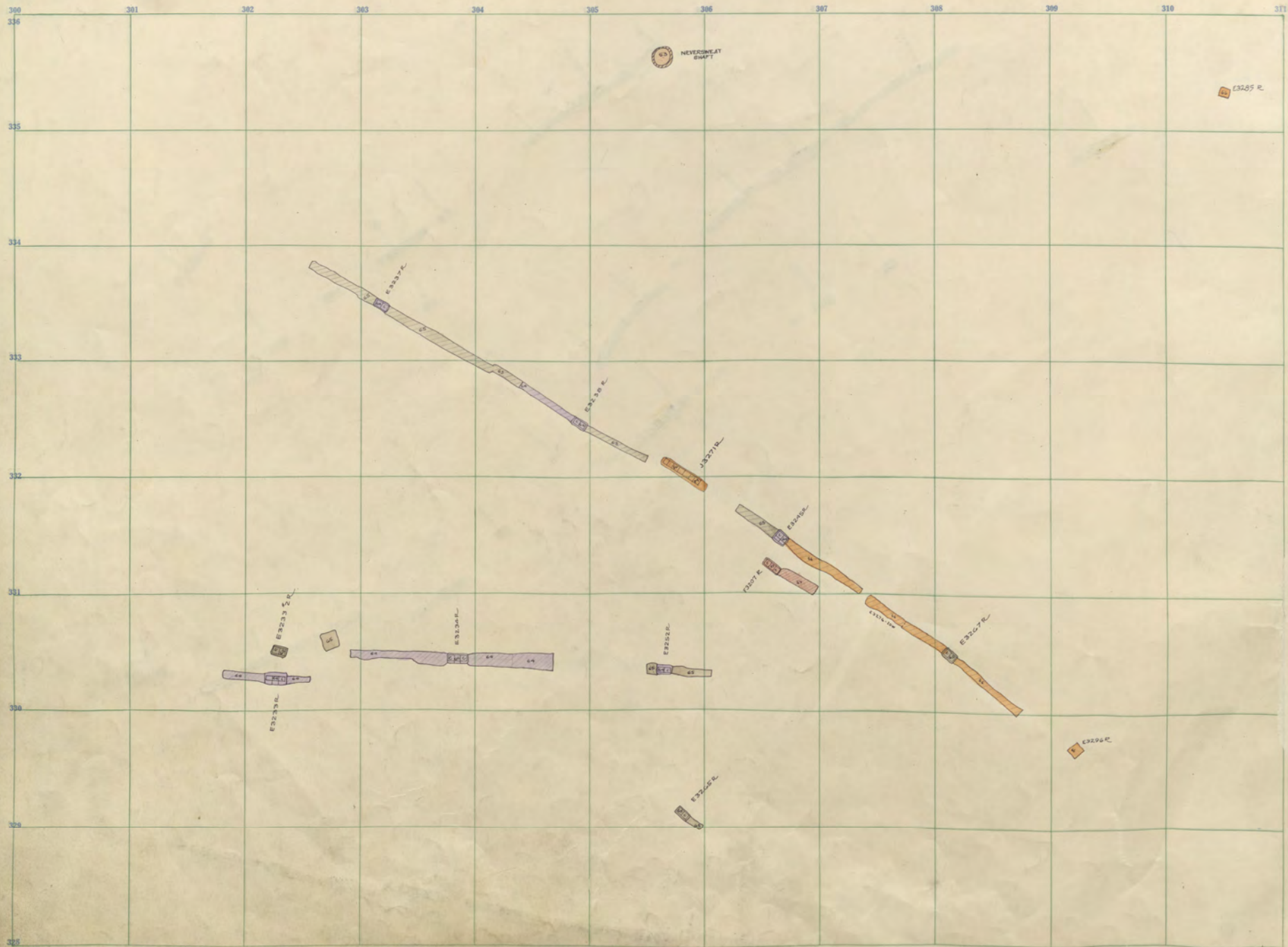
492742

3200

STEM & BEAM 3400

Belmont 3200-5

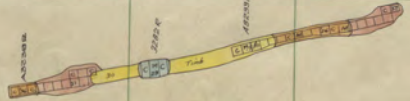
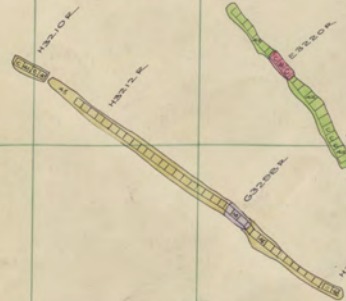





5000

11 312 313 314 315 316 317 318 319 320 321 322

336  
335  
334  
333  
332  
331  
330  
329  
328




3200  
STEW & BELM  
3400




5000

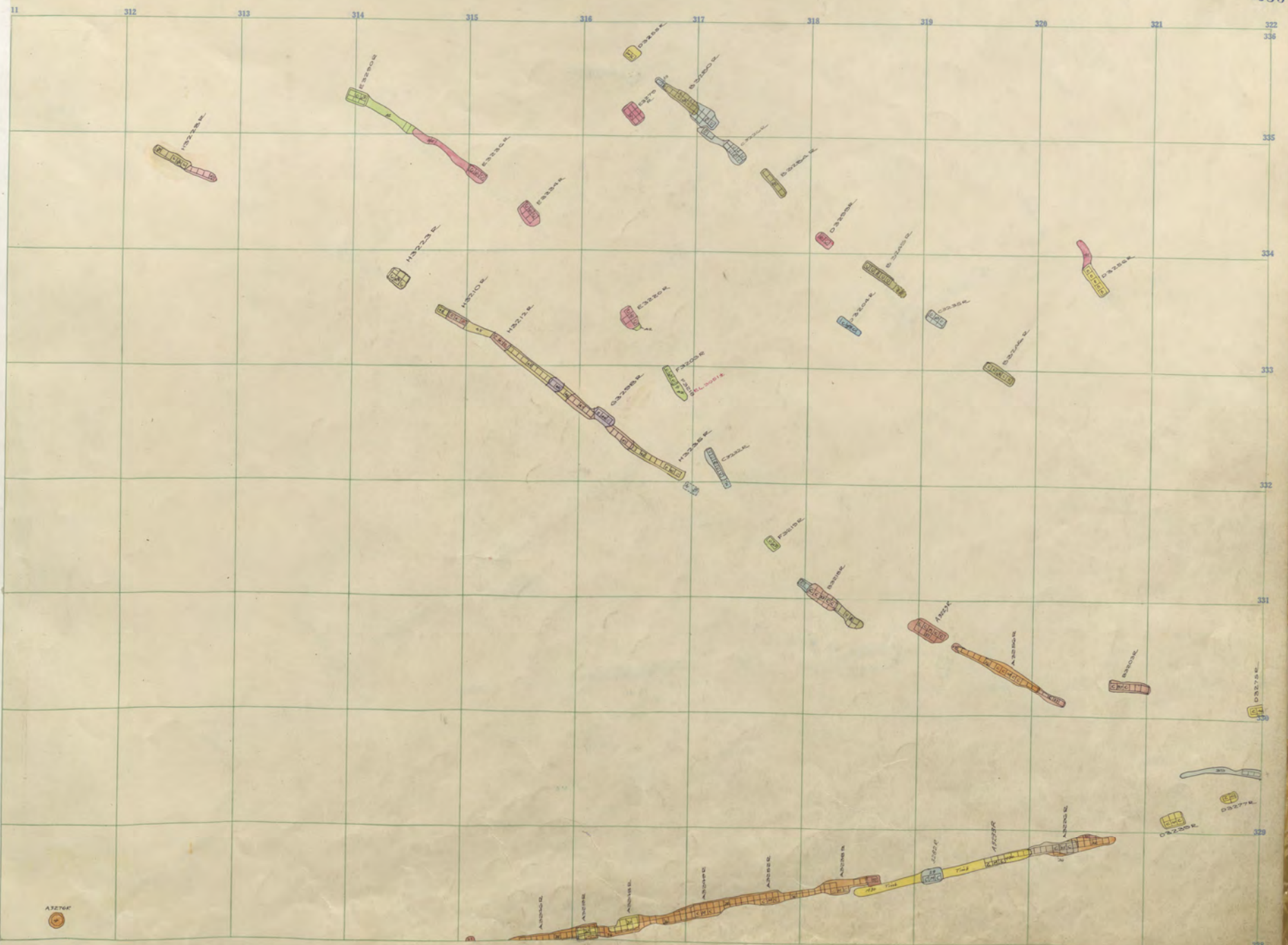
11 312 313 314 315 316 317 318 319 320 321 322



3200  
STEW & BELM  
3400




5000




3200  
STEW & BELM  
3400

A3276E

Belmont 3200-2



5000



3200

STEW & BELM  
3400







322  
 STEW & BELM  
 3400

309	301	302	303	304	305	306	307	308	309	310	311
336											
335											
334											
333											
332											
331											
330											
329											
328											

5000

3200

*Dink*

311	312	313	314	315	316	317	318	319	320	321	322
											326
											335
											334
											333
											332
											331
											330
											329
											328

STEW & BELM  
3400

300 306	301	302	303	304	305	306	307	308	309	310	311
335											
334											
333											
332											
331											
330											
329											
328											

5000

3200

Blank

311	312	313	314	315	316	317	318	319	320	321	322
											326
											325
											324
											323
											322
											321
											320
											319
											318
											317
											316
											315
											314
											313
											312
											311

STEW & BELM  
3400

300 301 302 303 304 305 306 307 308 309 310 311

336

335

334

333

332

331

330

329


328

5000

3200



11 312 313 314 315 316 317 318 319 320 321 322



STEW & BELM  
3400



300	301	302	303	304	305	306	307	308	309	310	311
336											
335											
334											
333											
332											
331											
330											
329											
328											

5000


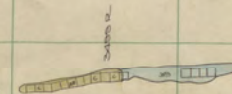
3200


  
 024702


3200

11 312 313 314 315 316 317 318 319 320 321 322

336  
335  
334  
333  
332  
331  
330  
329  
328




STEW & BEEM  
3400



5000

3200




①  
 ②  
 ③  
 ④  
 ⑤  
 ⑥  
 ⑦  
 ⑧  
 ⑨  
 ⑩  
 ⑪  
 ⑫  
 ⑬  
 ⑭  
 ⑮  
 ⑯  
 ⑰  
 ⑱  
 ⑲  
 ⑳  
 ㉑  
 ㉒  
 ㉓  
 ㉔  
 ㉕  
 ㉖  
 ㉗  
 ㉘  
 ㉙  
 ㉚  
 ㉛  
 ㉜  
 ㉝  
 ㉞  
 ㉟  
 ㊱  
 ㊲  
 ㊳  
 ㊴  
 ㊵  
 ㊶  
 ㊷  
 ㊸  
 ㊹  
 ㊺  
 ㊻  
 ㊼  
 ㊽  
 ㊾  
 ㊿

Belmont 3400-24

STEW & BELM  
3400


300 301 302 303 304 305 306 307 308 309 310 311



5000


3200

E340T R



STEW & BELM  
3400

300 301 302 303 304 305 306 307 308 309 310 311



5000

3200

E3471R





300 301 302 303 304 305 306 307 308 309 310 311

336 335 334 333 332 331 330 329 328



PA407 R

EA415 R

DA371 R

DA382 R

DA412 R

EA375 R

EA407 R

EA479 R

EA422 R

EA408 R

EA404 R

EA414 R

EA476 R

DA383 R


EA406 R

5000

3200


11 312 313 314 315 316 317 318 319 320 321 322 323 324 325 326

1  
A 3400-21



STEW & BELM  
3400

390 381 382 383 384 385 386 387 388 389 310 311



5000

3200

3400-20

311 312 313 314 315 316 317 318 319 320 321 322

336

335

334

333

332


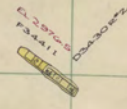
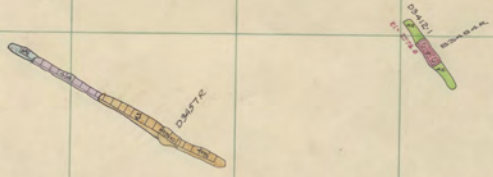
331

330

329

328

F3429R




Handwritten note in a circle.

STEW & BEEM 3400

5000

3200


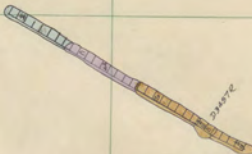


STEWART

311 312 313 314 315 316 317 318 319 320 321 322

336  
335  
334  
333  
332  
331  
330  
329  
328

FS420K



3417K



3418K

3419K

3420K



3421K

3422K

STEW & BELM  
3400

300 301 302 303 304 305 306 307 308 309 310 311

336 335 334 333 332 331 330 329 328

NEVERWEAT  
SHAFT

F3407 R

E3477 I  
E3477 R

D3471 L  
E3480 I  
D3471 R

F3407 L  
F3407 R  
F3407 R  
F3407 R

D3482 L  
D3482 R

F3407 L  
F3407 R

E3479 L  
E3479 R

E3485 L  
E3485 R


F3407 L  
F3407 R

E3486 L  
E3486 R

D3482 L  
D3482 R


5000

3200



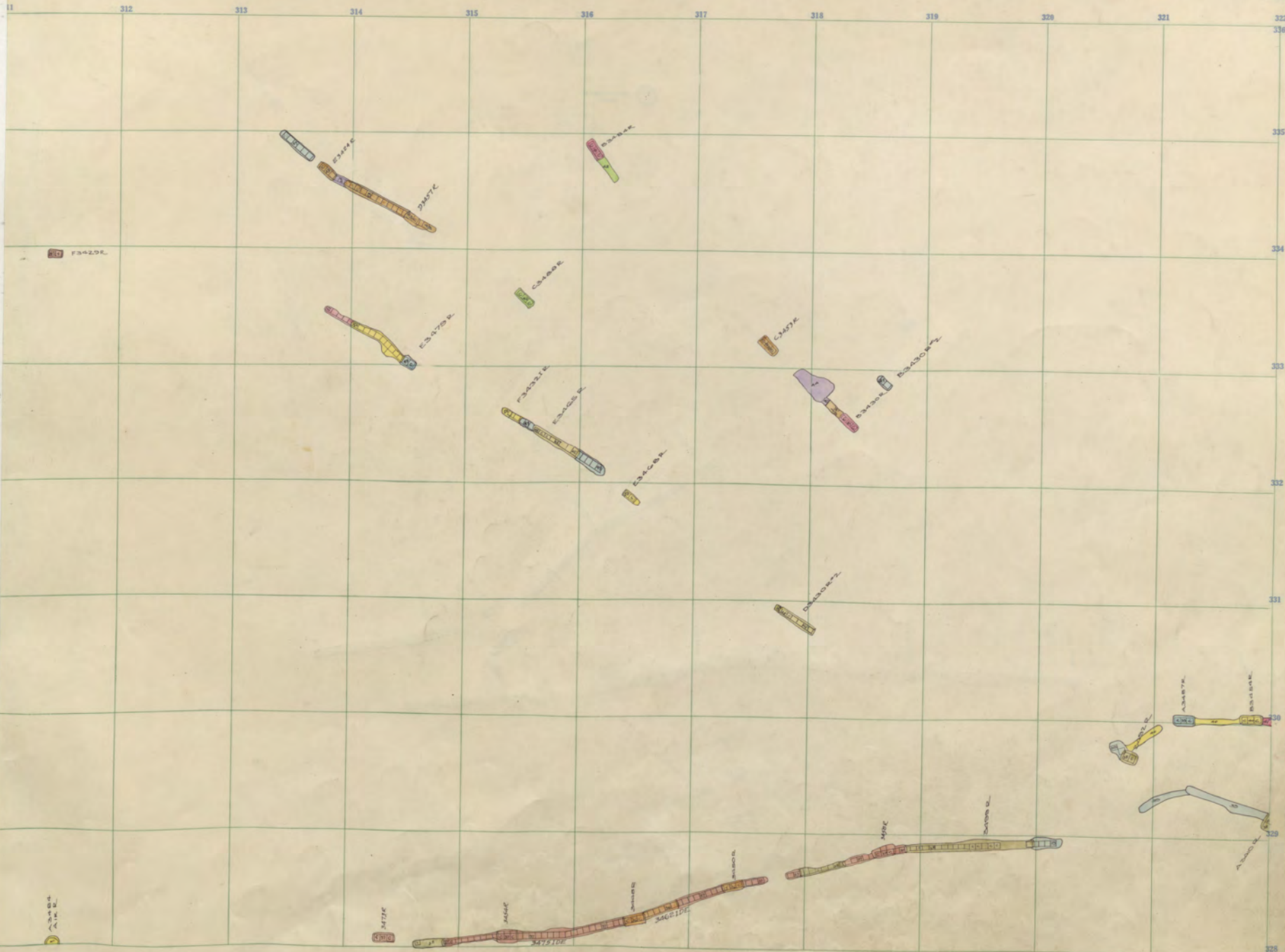
STEW & BELM  
3400






5000

3200



STEW & BELM  
3400



5000

3200

11 312 313 314 315 316 317 318 319 320 321 322

316

315

314

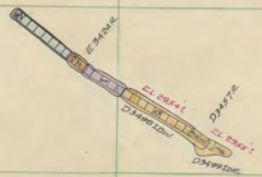
313

312

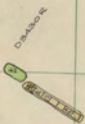
311

310

309



E2472K



STEW & BEIM  
3400

300 301 302 303 304 305 306 307 308 309 310 311

336 335 334 333 332 331 330 329 328 327

NEVERSWEAT SHAFT

E3457-R

E3435-T  
E3436-L

D3438-K

D3437-K  
D3438-K

E3441-L

E3442-R

D3432-K

E3443-LR

E3447-R

E3450-K  
E3451-K  
E3452-K  
E3453-K  
E3454-K  
E3455-K  
E3456-K

E3444-K  
E3445-K  
E3446-K  
E3447-K  
E3448-K  
E3449-K

E3434-K  
D3435-K

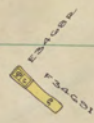
E3436-T  
D3437-K

5000

3200

11 312 313 314 315 316 317 318 319 320 321 322 323 324 325 326

F 3429E



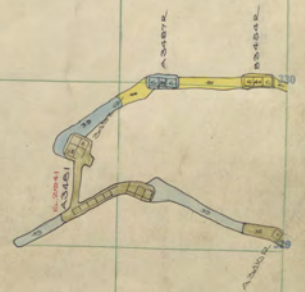
A 3429A




A 3429A



A 3429A



STEW & BELM  
3400



5000

3200

311 312 313 314 315 316 317 318 319 320 321 322

336

335

334

333

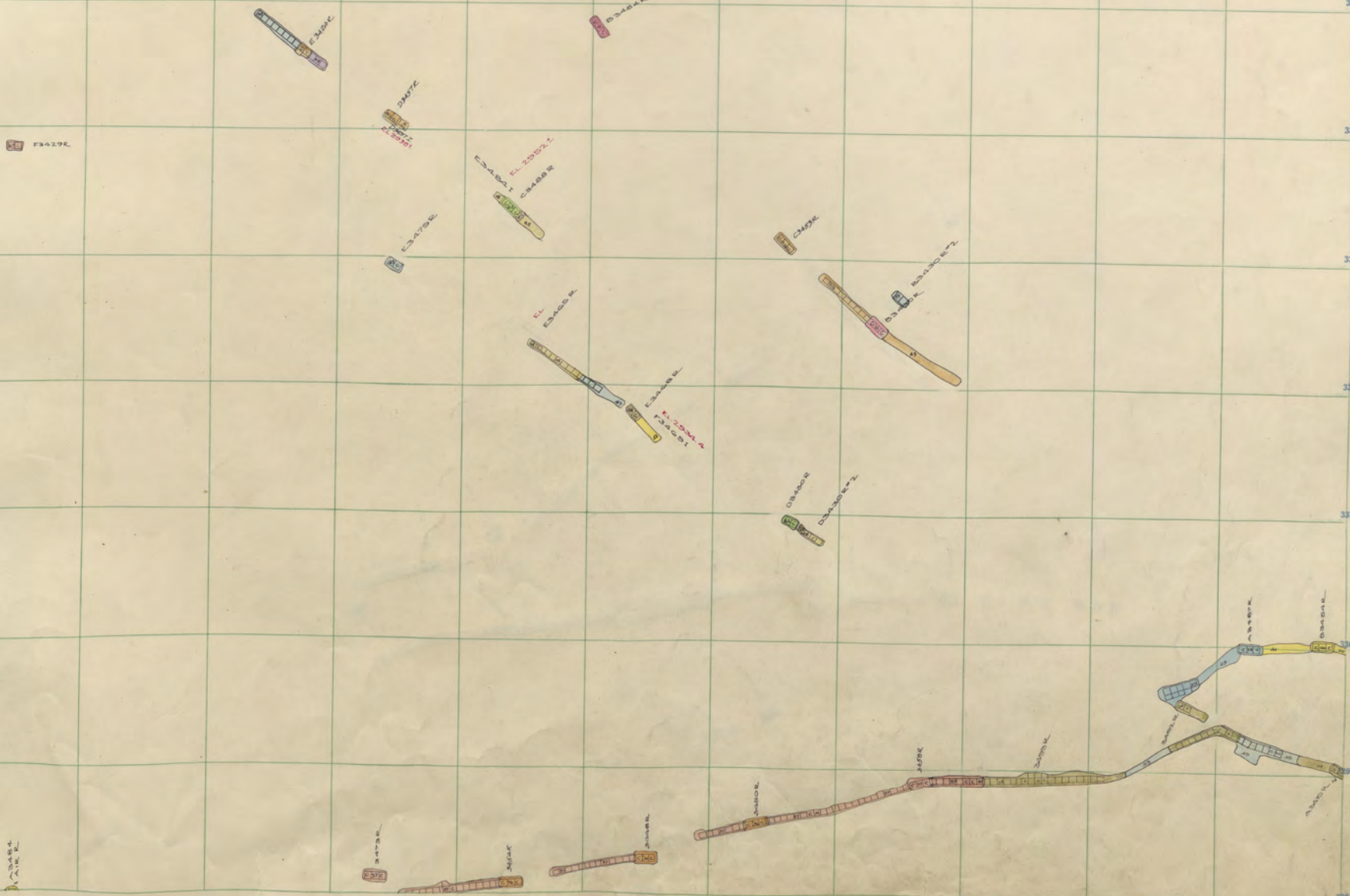
332

331

330

329

328




STEW & BEEM  
3400



5000

3200



311 312 313 314 315 316 317 318 319 320 321 322

326

325

334

333

332

331

330

329

328

F3429R

313  
E3429C

316  
D3429E

314  
D3429E

314  
E3429B

315  
C3429E  
E3429A  
E3429D

317  
C3429E

318  
E3429C  
E3429B  
E3429A  
E3429D

315  
E3429C  
E3429B  
E3429A  
E3429D


317  
D3429E  
D3429E

314  
E3429C  
E3429B  
E3429A  
E3429D

317  
E3429C  
E3429B  
E3429A  
E3429D

321  
E3429C  
E3429B  
E3429A  
E3429D

STEW & BEEM  
3400



5000

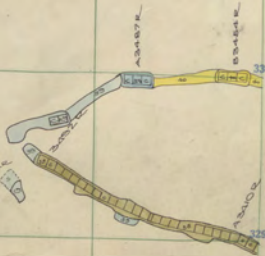
3200

311 312 313 314 315 316 317 318 319 320 321 322

336  
335  
334  
333  
332  
331  
330  
329  
328




P3429R

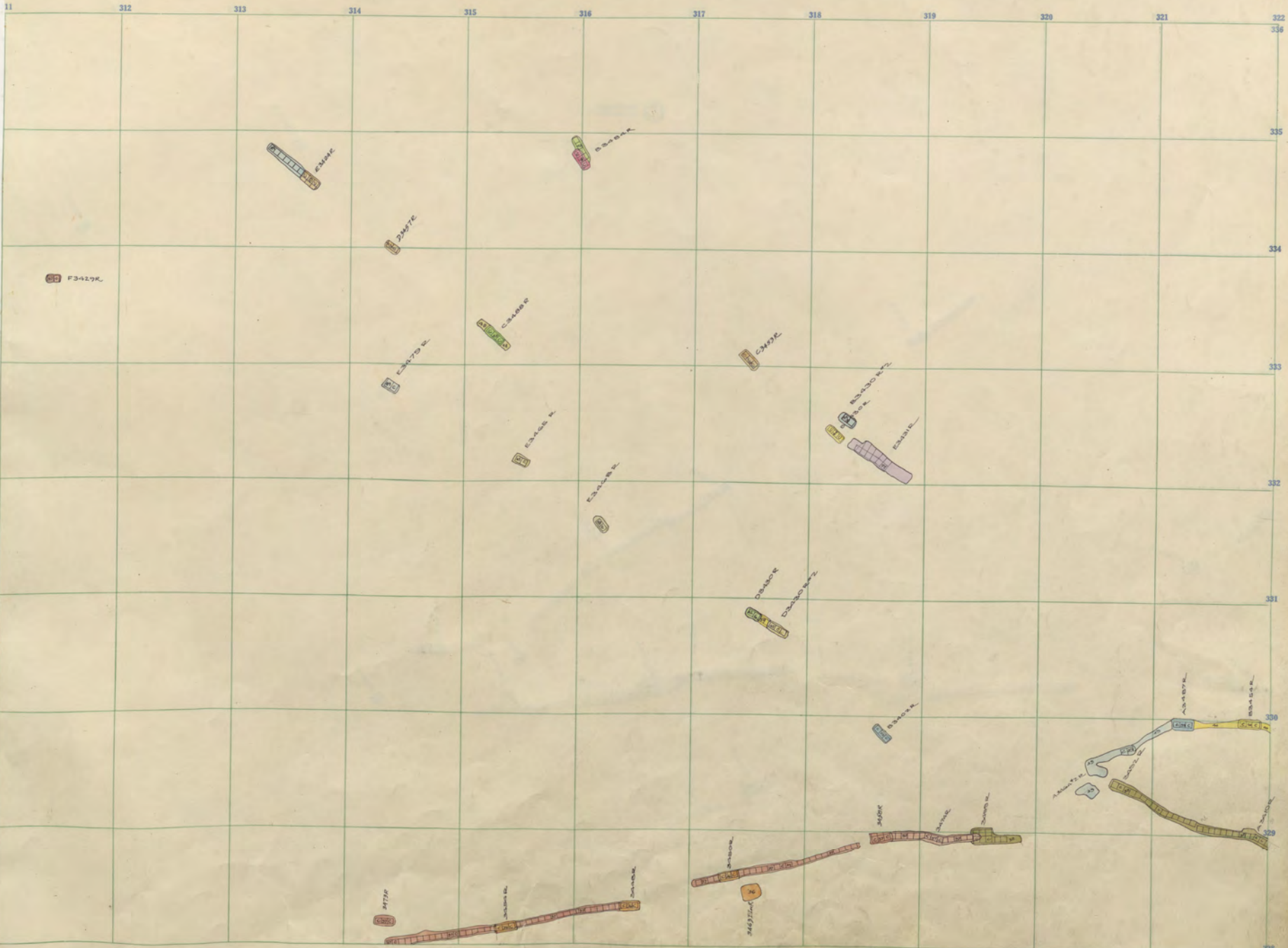


STEW & BELM  
3400

5000

3200





F3429K

E2346K

C2467E

C2488E

C2492C

E2498K

E2500K  
E2501K  
E2502K

E2503K

E2504K

E2505K  
E2506K

E2507K

E2508K

E2509K  
E2510K

E2511K

E2512K

E2513K

E2514K  
E2515K  
E2516K  
E2517K  
E2518K  
E2519K  
E2520K  
E2521K  
E2522K  
E2523K  
E2524K  
E2525K  
E2526K  
E2527K  
E2528K  
E2529K  
E2530K  
E2531K  
E2532K  
E2533K  
E2534K  
E2535K  
E2536K  
E2537K  
E2538K  
E2539K  
E2540K  
E2541K  
E2542K  
E2543K  
E2544K  
E2545K  
E2546K  
E2547K  
E2548K  
E2549K  
E2550K  
E2551K  
E2552K  
E2553K  
E2554K  
E2555K  
E2556K  
E2557K  
E2558K  
E2559K  
E2560K  
E2561K  
E2562K  
E2563K  
E2564K  
E2565K  
E2566K  
E2567K  
E2568K  
E2569K  
E2570K  
E2571K  
E2572K  
E2573K  
E2574K  
E2575K  
E2576K  
E2577K  
E2578K  
E2579K  
E2580K  
E2581K  
E2582K  
E2583K  
E2584K  
E2585K  
E2586K  
E2587K  
E2588K  
E2589K  
E2590K  
E2591K  
E2592K  
E2593K  
E2594K  
E2595K  
E2596K  
E2597K  
E2598K  
E2599K  
E2600K

STEW & BEEM  
3400

300 301 302 303 304 305 306 307 308 309 310 311

336

335

334

333

332

331

330

329

328

NEVERWEAT  
INCLINE SHAFT

E3457 R

E3457 C

E3410 P

E3445 R

E3445 R

E3477 R

E3488 R

E3475 R

E3484 I

E3479 R

E3482 R

E3488 R

E3478 R

E3484 I

E3478 I


E3480 R

E3488 R

E3488 I

5000

3200



STEW & BEIM  
3400



300 301 302 303 304 305 306 307 308 309 310 311

335

334

333

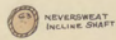
332

331

330

329

328



E3427-E

E3415-E

E3452-I  
E3452-E

E3411-E

E3410-E

E3467-E  
E3468-E  
E3469-E

E3412-E

E3402-E

E3470-E  
E3471-E  
E3472-E


E3403-E  
E3473-E  
E3474-E  
E3475-E  
E3490-1

E3410-E


E3404-E  
E3405-E

5000

3200




STEW & BEEM  
3400



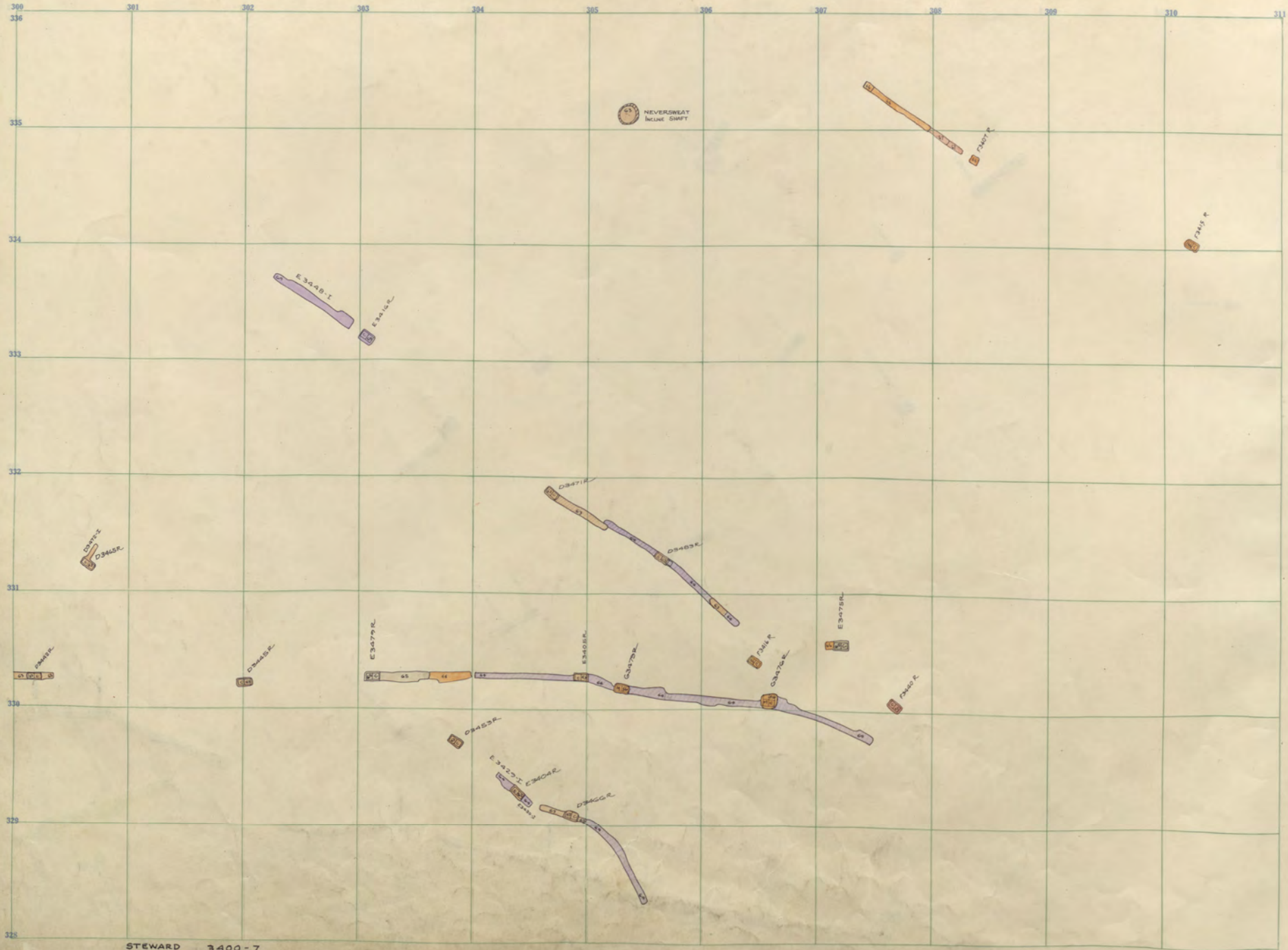
5000

3200




336  
335  
334  
333  
332  
331  
330  
329  
328

STEW & BELM  
3400



3000

3200




E3429

STEW & BELM  
3400

5000

3200



311 312 313 314 315 316 317 318 319 320 321 322

326

335

334

333

332

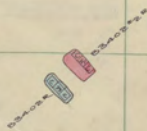
331

330

329

328

F3429R



Belmont 3400-G

STEW & BELM  
3400




300 301 302 303 304 305 306 307 308 309 310 311


336 335 334 333 332 331 330 329 328

NEVERWEAT  
INCLINE SWIFT


5000

3200





STEW & BELM  
3400




5000


3200

11 312 313 314 315 316 317 318 319 320 321 322

330  
335  
334  
333  
332  
331  
330  
329




STEW & BELM  
3400



5000

3200

11 312 313 314 315 316 317 318 319 320 321 322




323 324 325 326 327 328 329 330 331 332 333 334 335 336


STEW & BEIM  
3400

5000

3200



STEWARD 3400-2




Belmont 3400-2


STEW & BELM  
3400




5000

3200





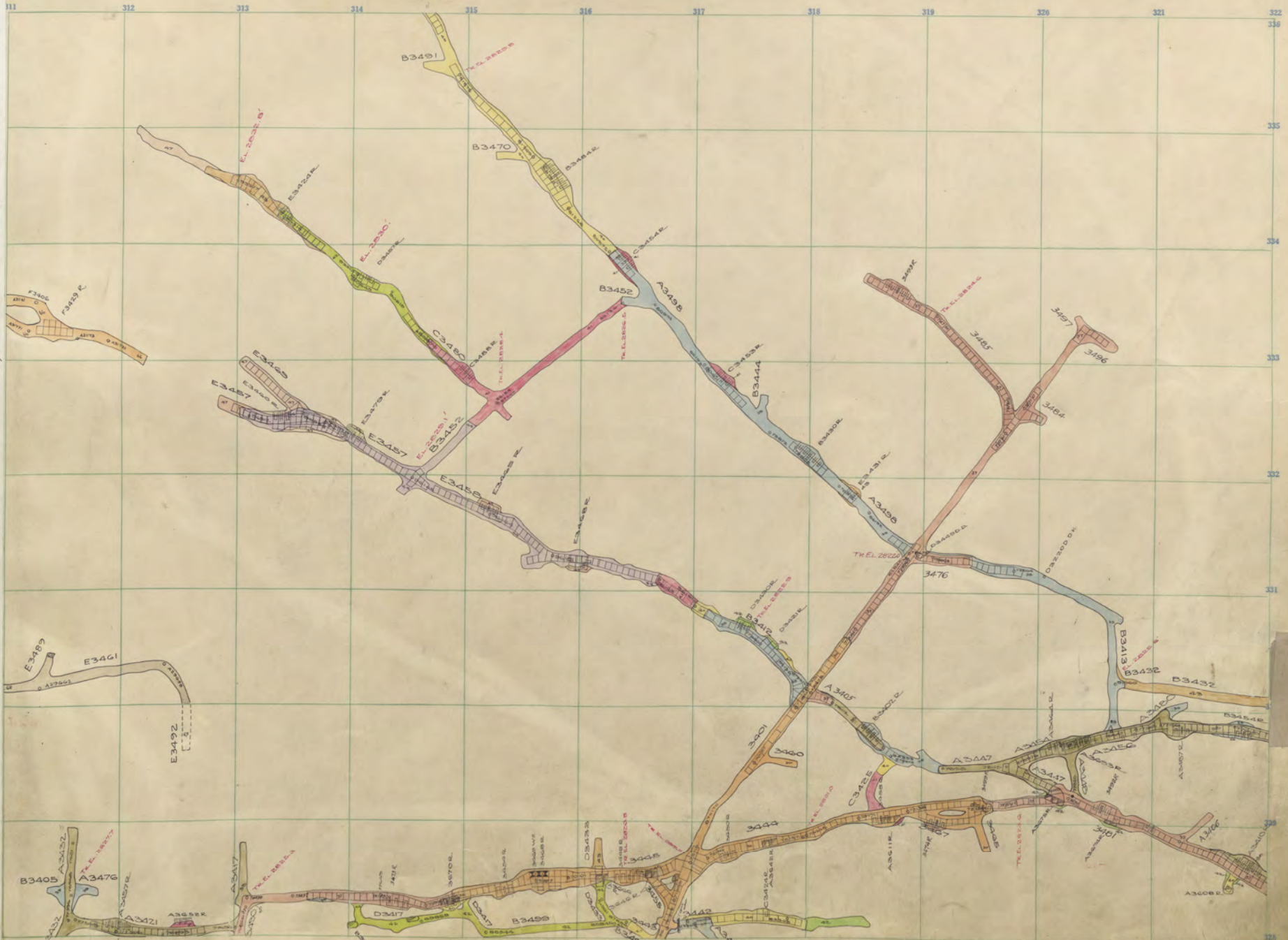
STEW & BELM  
3400



STEWARD 3400 SILL

5000

3200



Belmont 3400-Sill

STEW & BELM  
3400

300	301	302	303	304	305	306	307	308	309	310	311
336											
335											
334											
333											
332											
331											
330											
329											
328											

5000

3200

M-29  
STEM PALS  
3400



300	301	302	303	304	305	306	307	308	309	310	311
336											
335											
334											
333											
332											
331											
330											
329											
328											

5000

3200

M-20  
OKS  
WITH 2 MEAS  
5400

311	312	313	314	315	316	317	318	319	320	321	322
											323
											324
											325
											326
											327
											328
											329
											330
											331
											332
											333
											334
											335
											336
											337
											338
											339
											340
											341
											342
											343
											344
											345
											346
											347
											348
											349
											350
											351
											352
											353
											354
											355
											356
											357
											358
											359
											360
											361
											362
											363
											364
											365
											366
											367
											368
											369
											370
											371
											372
											373
											374
											375
											376
											377
											378
											379
											380
											381
											382
											383
											384
											385



369	301	302	303	304	305	306	307	308	309	310	311
336											
335											
334											
333											
332											
331											
330											
329											
328											

5000

3200

M-20

005  
STEW & BIRM  
W/111  
5400



300	301	302	303	304	305	306	307	308	309	310	311
336											
335											
334											
333											
332											
331											
330											
329											
328											

5000

3200

M-29  
 STEW & BILL  
 5400



300	301	302	303	304	305	306	307	308	309	310	311
356											
355											
354											
353											
352											
351											
350											
349											
348											

6  
 Maconda  
 29-34  
 M-29

5000

3200

M-29  
 STEW & BELL  
 5400

