

MISC. 2

H  
TO  
L

VOLU.

1  
TO  
50

VOLU.


VOL  
3

MISC<sup>#</sup> 2  
I-17, I-18  
I-19, I-20  
I-21, I-22  
I-29, I-30  
I-31, I-32










STATE OF CALIFORNIA  
COUNTY OF SAN DIEGO  
KANE NO. 2, MARY MACLANE  
EAST BUTTE EXTENSION



I-31  
MARY MACLANE  
150

I-31  
KANE No. 2  
200

I-31  
MARY MACLANE  
225

I-31  
KANE No. 2  
270

I-31  
GEYMAN  
300

I-31  
YANKEE BOY  
400

MARY MACLANE 150  
I-31



333 334 335 336 337 338 339 340 341 342 343 344

304  
303  
302  
301  
300  
299  
298  
297  
296

THOMAS #1 SHAFT  
(KELLEY SHAFT)  
NO DEPTH - NO ELEVATION

THOMAS #2 SHAFT  
NO DEPTH - NO ELEVATION



KANE No 2 200 SILL  
I-31

I-31  
KANE No 2  
200  
I-31  
MARY McLANE  
225  
I-31  
KANE No 2  
270  
I-31  
GERMAN  
300  
I-31  
YANKEE BOY  
400







MARY MACLANE SHAFT  
 ALSO (E. BUTTS) + (MULLINS)


THOMAS #1 SHAFT  
 (KELLEY SHAFT)  
 NO DEPTH - NO ELEVATION

THOMAS #2 SHAFT  
 NO DEPTH - NO ELEVATION

I-31  
 MARY MACLANE  
 225  
 I-31  
 KANE No. 2  
 270  
 I-31  
 GRYMAN  
 300  
 I-31  
 YANKEE BOY  
 400

MARY MACLANE 225  
 I-31






KANE No.2 270 SILL  
1-31

3000  
BELMONT  
I-31  
KANE No.2  
270  
298  
I-31  
GETMAN  
300  
I-31  
YANKEE BOY  
400  
296





3000  
BELMONT

I-31  
GEYMAN  
300

I-2  
YANKEE BOY  
400

GEYMAN 300 SILL  
I-31



333 334 335 336 337 338 339 340 341 342 343 344

304  
303  
302  
301  
300  
299  
298  
297  
296

THOMAS #1 SHAFT  
(KELLEY SHAFT)  
NO DEPTH - NO ELEVATION

THOMAS #2 SHAFT  
NO DEPTH - NO ELEVATION




YANKEE BOY - 400 SILL  
I-31

3000 ft  
BELMONT  
I-31  
YANKEE BOY  
400







BELMONT 3000 SILL

3000  
BELMONT  
I-31







