

MISC. 3

MISC\*3

L-15, L-16

L-17, L-18

L-19, L-20

L-25, L-26

L-29, L-30

M-11, M-12

M-13, M-14

M-15, M-16

M-17, M-18

M-19, M-20

M-21, M-22









|  |  |  |  |  |  |  |  |  |  |  |
|--|--|--|--|--|--|--|--|--|--|--|
|  |  |  |  |  |  |  |  |  |  |  |
|  |  |  |  |  |  |  |  |  |  |  |
|  |  |  |  |  |  |  |  |  |  |  |
|  |  |  |  |  |  |  |  |  |  |  |
|  |  |  |  |  |  |  |  |  |  |  |
|  |  |  |  |  |  |  |  |  |  |  |
|  |  |  |  |  |  |  |  |  |  |  |
|  |  |  |  |  |  |  |  |  |  |  |
|  |  |  |  |  |  |  |  |  |  |  |
|  |  |  |  |  |  |  |  |  |  |  |

100 King  
(25) 500

100 ORIGINAL

100 EMMA

100 4200

100 STEWARD

100 GARDNER

100 GARDNER

100 BILL



125 500

ORIGINAL

EMMA

4200

STEWART

GAGNON

GAGNON

SELL



Silver King  
CL-251 500

256

257

258

259

260

261

262

263

264

265

266

267



*Silver King Shaft (Bottom)*

327

326

325

324

323

322

321

320

ORPHAN GIRL  
O GIRL

*Silver King - 500 sill -*

|  |  |  |  |  |  |  |  |  |  |  |
|--|--|--|--|--|--|--|--|--|--|--|
|  |  |  |  |  |  |  |  |  |  |  |
|  |  |  |  |  |  |  |  |  |  |  |
|  |  |  |  |  |  |  |  |  |  |  |
|  |  |  |  |  |  |  |  |  |  |  |
|  |  |  |  |  |  |  |  |  |  |  |
|  |  |  |  |  |  |  |  |  |  |  |
|  |  |  |  |  |  |  |  |  |  |  |
|  |  |  |  |  |  |  |  |  |  |  |
|  |  |  |  |  |  |  |  |  |  |  |
|  |  |  |  |  |  |  |  |  |  |  |


Customer # 200  
JUN 1800 ORIGINAL  
JUN 1600 EMMA  
9 4200  
8 STEWARD  
GASCON 1400  
GASCON 1600  
GASCON 024 S.P.L.



Silver King  
L-25 500

ORPHAN GIRL  
O GIRL

GAGNON  
1400



330 GAGNON 1400-SILL

L-25






Silver King  
L-25 500

ORPHANGIRL

GAGNON  
1400

L-25  
GAGNON  
1600




1601

Gagnon -  
1600-1600  
1600-1600

GAGNON 1600-SILL

L-25



From Gagnon  
to Scale - 1/2 mile

1655

1670

169


GAGNON 1600 SILL

L-26

Customer # 200  
ORIGINAL  
JAN 1800  
EMMA  
JAN 1900  
4200  
STEWART  
ORIGINAL  
4200  
SILL







ORIGINAL  
JN 1800

EMMA  
JN 1800

4200

STEWARDS

ORIGINAL

EMMA

4200

EMMA

ORIGINAL  
EMMA  
1800-SILL  
1600-SILL  
L-26







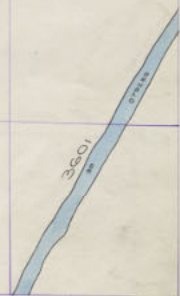




257 268 269 270 271 272 273 274 275 276 277 278

328  
327  
326  
325  
324  
323  
322  
321  
320

Clipboard  
200  
L.A.P.  
5 4200  
STEWARD  
0024  
SILL



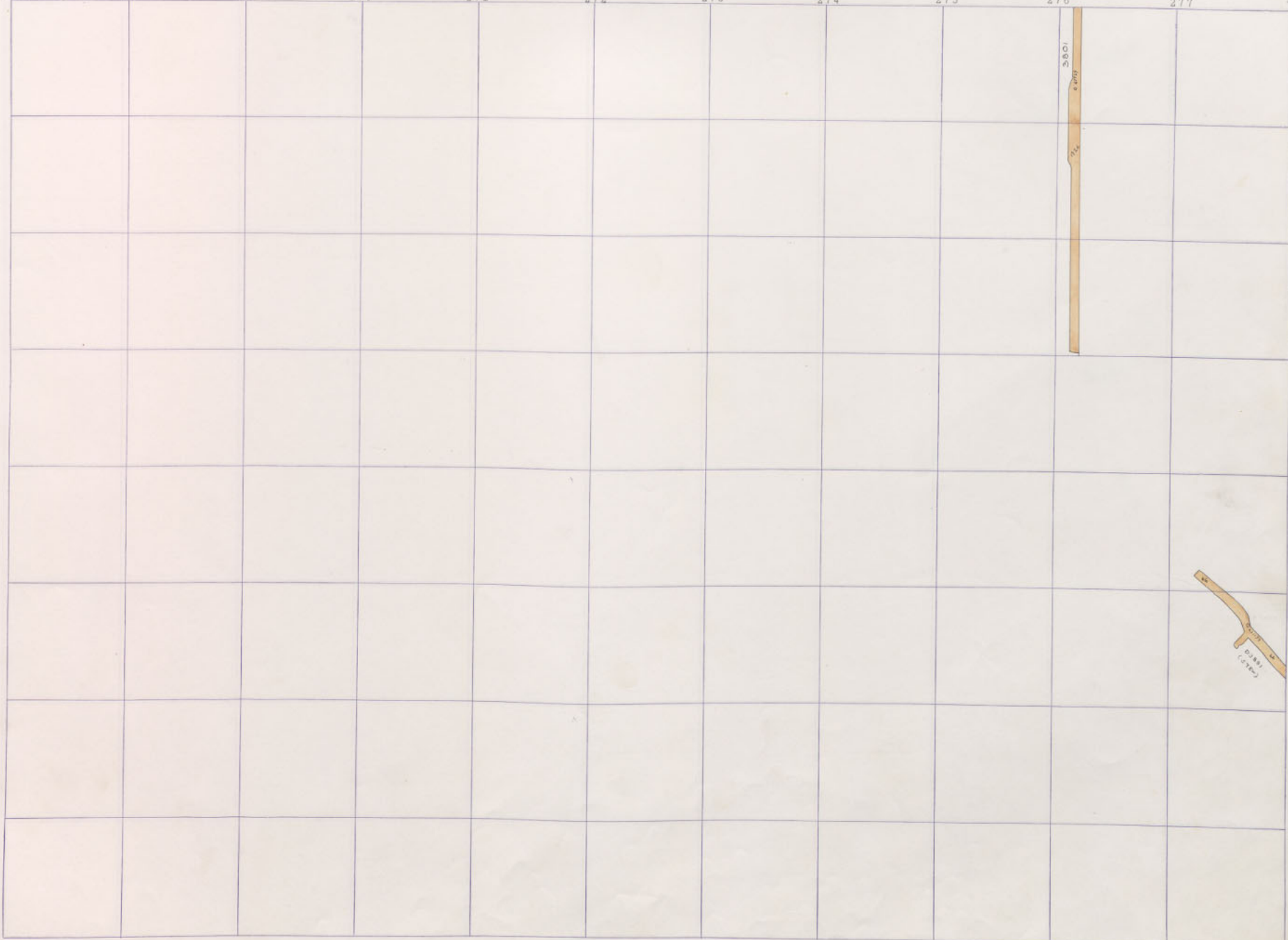
STEWARD 3600 SILL





267 268 269 270 271 272 273 274 275 276 277 278

328  
327  
326  
325  
324  
323  
322  
321  
320



ORIGINAL 3800 SILL  
STEWARD 3800 SILL

CLIENTS  
200  
MAPLETON  
4200  
MT CON  
SYLVANUM  
STEWARD  
ORIGINAL  
3800  
CANTON  
1880  
STEWARD  
3800 SILL



Silver King  
(L-25) 500

N

EMMAN

FORBANK

WORLD  
WIDE  
V. 3800

GAGNON

GAGNON

|  |  |  |  |  |  |  |  |  |  |  |
|--|--|--|--|--|--|--|--|--|--|--|
|  |  |  |  |  |  |  |  |  |  |  |
|  |  |  |  |  |  |  |  |  |  |  |
|  |  |  |  |  |  |  |  |  |  |  |
|  |  |  |  |  |  |  |  |  |  |  |
|  |  |  |  |  |  |  |  |  |  |  |
|  |  |  |  |  |  |  |  |  |  |  |
|  |  |  |  |  |  |  |  |  |  |  |
|  |  |  |  |  |  |  |  |  |  |  |
|  |  |  |  |  |  |  |  |  |  |  |
|  |  |  |  |  |  |  |  |  |  |  |

STANDARD BLANK







