

MISC. 3

M
TO
S

INCLU

1
TO
50

INCLU

VOL
1

N-17
N-23
N-29

D-18





211
285

280

281

282

283

284

285

286

287

288

289

322

340

344

343

342

341

340

339

338

337

336

N BELM. HO
29 3800

KELLEY
4000

N BELM.
29 3600

KELLEY 21 HAYS ST. L.F.
4200 25
HAWSON

STEWART 3600-4

300
298

299

302
280

281

304
282

283

284

~~285~~

286

287

288

3 //
289

344										
343										
342										
341										
340										
339										
338										
337										
336										

EX-1018

311	290	291	292	293	294	295	296	297	298	299	300	344
												343
												342
												341
												340
												339
												338
												337
												336

N BELM. HO 29 3800
 KELLEY 4000
 N BELM. 29 3600
 KELLEY 4200
 N 29 3500
 HAYES 3711
 HAWKINS

STEWART 3600-3

344	279	302 280	281	304 282	283	284	285	286	287	288	311 289
343											
342											
341											
340											
339											
338											
337											
336											

FRONT

34
~~289~~

~~290~~

~~291~~

~~292~~

~~293~~

~~294~~

~~295~~

~~296~~

~~297~~

~~298~~

~~299~~

~~300~~

344

343

342

341

340

339

338

337

336

N BELM. HO
29 3800

KELLEY
4200

N BELM.
29 3600

KELLEY 2 1/2 HOURS 3711 N
4200 2 1/2 HOURS
3711 N

STEVENS 3600-2

300
~~278~~ 279 302
~~280~~ 281 304 283 284 285 286 287 288 311
~~289~~

344										
343										
342										
341										
340										
339										
338										
337										
336										

BRUNNEN

311
289

290

~~291~~

292

293

294

295

296

297

298

299

300

344

343

342

341

340

339

338

337

336

N
29 BELM. HO
3800

KELLEY
4000

N
29 BELM.
3600

KELLEY N 21 HWY 3711
4200
25
HWY 3711

STEARNS 360c-1

300 278	302 280	304 282	281	283	284	285	286	287	288	289
344										
343										
342										
341										
340										
339										
338										
337										
336										

STEWART 300 JILL 2000

311 312 313 314 315 316 317 318 319 320 321 322

344
343
342
341
340
339
338
337
336



BELMONT 3600 SILL

N-29

N BELM. HO
29 3800

KELLEY
4000

N BELM.
29 3600

KELLEY 29 HAYES 3711
4200
52 HAWKES 3711
HAWKES

300 301 302 303 304 305 306 307 308 309 310 311

344											
343											
342											
341											
340											
339											
338											
337											
336											

29 3600

5 C-3800X

N
29
E.L.M. HO
3800

KELLEY
4000

KELLEY
4200
N. J. HARRIS
HARRISON

300 301 302 303 304 305 306 307 308 309 310 311

344											
343											
342											
341											
340											
339											
338											
337											
336											

29 3600

N BLM HO
29 3800

KELLEY
4000

KELLEY 21 HWYS 3711
4200 25
HAWSON

300 301 302 303 304 305 306 307 308 309 310 311

344

343

342

341

340

339

338

337

336

C-38324

29 3600

N
E.L.M.-HO
29 3800

KELLEY
7 4000

KELLEY 7 51 HAYS 3711
4200 29
HAWSON

300 301 302 303 304 305 306 307 308 309 310 311

344											
343											
342											
341											
340											
339											
338											
337											
336											

314

312

29 3600

338222
5
2

N
E.L.M. HO
29 3800

KELLEY
4000

KELLEY 211 HWY 3711
4200 211
HAWSON

300 301 302 303 304 305 306 307 308 309 310 311

344											
343											
342											
341											
340											
339											
338											
337											
336											

29 3600



N BLM HO
29 3800

KELLEY
4000

KELLEY 7 1/2 HRS 371.1
4200 2 1/2 HRS 371.1

344 300 301 302 303 304 305 306 307 308 309 310 311

343

342

341

340

339

338

337

336




29 3600


N
E.L.M. HO
29 3800

KELLEY
4000

KELLEY
4200
29
HAWES
HAWSON




29 3600




STEWARD 3800-6

29 3600



STEWARD 3800-5

29 3600



STEWARD 3800-4


29 3600

N
29
BLM. HO
3800

KELLEY
4000

KELLEY
4200
250
HAYES
HAWSON

300 301 302 303 304 305 306 307 308 309 310 311



29 3600



34300	301	302	303	304	305	306	307	308	309	310	311
343											
342											
341											
340											
339											
338											
337											
336											

29 3600



300 301 302 303 304 305 306 307 308 309 310 311

344											
343											
342											
341											
340											
339											
338											
337											
336											

29 3600




311	312	313	314	315	316	317	318	319	320	321	322
											344
											343
											342
											341
											340
											339
											338
											337
											336

N. ELM. HO
29 3800

KELLEY
4000

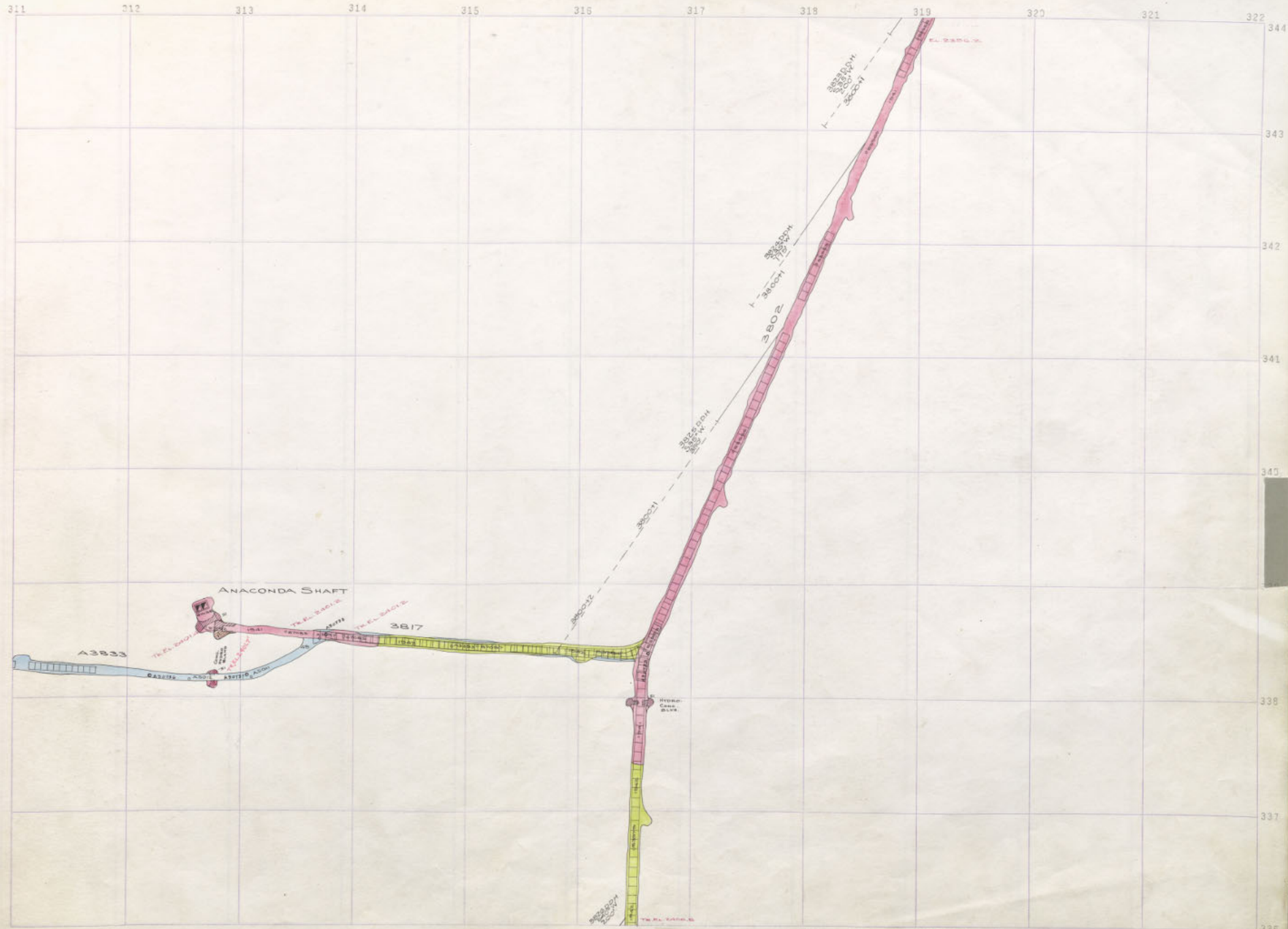
KELLEY 7 1/2 HWYS 3711
4200 2 1/2
HAWKSON

300 301 302 303 304 305 306 307 308 309 310 311



29 3600

336 MT. CON STEWARD 3800 SILL




HIGH ORE 3800SILL BELMONT ANACONDA 3800SILL N-29

N BELMONT HO 29 3800
 KELLEY 29 4000
 KELLEY 29 4200
 KELLEY 29 4400
 KELLEY 29 4600
 KELLEY 29 4800
 KELLEY 29 5000
 KELLEY 29 5200
 KELLEY 29 5400
 KELLEY 29 5600
 KELLEY 29 5800
 KELLEY 29 6000
 KELLEY 29 6200
 KELLEY 29 6400
 KELLEY 29 6600
 KELLEY 29 6800
 KELLEY 29 7000
 KELLEY 29 7200
 KELLEY 29 7400
 KELLEY 29 7600
 KELLEY 29 7800
 KELLEY 29 8000
 KELLEY 29 8200
 KELLEY 29 8400
 KELLEY 29 8600
 KELLEY 29 8800
 KELLEY 29 9000
 KELLEY 29 9200
 KELLEY 29 9400
 KELLEY 29 9600
 KELLEY 29 9800
 KELLEY 29 10000

KELLEY
N 4000

KELLEY N 4000
N 4200
N 290
HAWKINS
HAWKINS

300 301 302 303 304 305 306 307 308 309 310 311



ANSELMO 3

ANSELMO 2

N BELM.H.O.
29 3800

N BELM.H.O.
29 4000

N BELM.H.O.
29 3600

KELLEY 4000 SILL

