

4
STOPE BOOK
MOUNTAIN CON MINE

17-22

52 0-27 6

MTCOR MTCOR 1300 ON Mt Con MTCOR STEWARD 1500

0
27
4

289

290

291

292

293

294

295

296

297

298

299

300

351

350

349

348

347

346

345

344

1700
 MT CON
 KELLEY
 1700
 1300
 IN
 MT CON
 2000
 MT CON
 2100
 STEWARD
 1700
 1500
 APD
 KELLEY
 2000
 GREEN MT
 2000
 DIAMOND
 1800
 DIAMOND
 2000
 KELLEY
 600

	278	279	280	281	282	283	284	285	286	287	288	289
351												
350												
349												
348												
347												
346												
345												
344												

0
27
4

289	290	291	292	293	294	295	296	297	298	299	300
											351
											350
											349
											348
											347
											346
											345
											344

Mt. Con. 1700 24th Fl.
 Diamond 1800 22nd Fl

1700
 KELLEY
 MT CON
 1700
 1800
 MT CON
 1900
 1300
 IN
 KELLEY
 2000
 MT CON
 2100
 MT CON
 1700
 STEWARD
 1500
 APD
 KELLEY
 2000
 GREEN MT
 1800
 DIAMOND
 2000
 DIAMOND
 600
 KELLEY

278	279	280	281	282	283	284	285	286	287	288	289
351											
350											
349											
348											
347											
346											
345											
344											

0
27
4

289 290 291 292 293 294 295 296 297 298 299 300

351

350

349

348

347

346

345

344

1700 KELLEY
MTCON 1700
MTC 1800
1300 IN
KELLEY O
MtCON 2000
MtCON 2100
STEWART 1700
1500 AED
KELLEY O
GREEN MT 2000
DIAMOND 1800
DIAMOND 2000
KELLEY 600

Mt. Con. 1700 23rd Fl.
Diamond 1800 21st Fl.

278	279	280	281	282	283	284	285	286	287	288	289
351											
350											
349											
348											
347											
346											
345											
344											

0
27
4

289 290 291 292 293 294 295 296 297 298 299 300

351

350

349

348

347

346

345

344

1700 KELLEY
Mt CON 1700
MTC 1700
1300 IN
KELLEY O
Mt CON 2000
Mt CON 2100
STEWART 1700
1500 ARD
KELLEY O
GREEN Mt 2000
DIAMOND 1800
DIAMOND 2000
KELLEY 600

Mt. Con. 1700 22nd Fl.
Diamond 1800 20th Fl.

278	279	280	281	282	283	284	285	286	287	288	289
351											
350											
349											
348											
347											
346											
345											
344											

0
27
4

289 290 291 292 293 294 295 296 297 298 299 300

1700
KELLEY
1700
Mt. Con
1800
Mt. C
1300
KELLEY
1300
IN
Mt. Con
2000
Mt. Con
2100
1700
KELLEY
1500
A D
2000
GREEN Mt.
1800
DIAMOND
2000
KELLEY
600

351
350
349
348
347
346
345
344

Mt. Con. 1700 21st Fl.
Diamond 1800 19th Fl.

278	279	280	281	282	283	284	285	286	287	288	289
351											
350											
349											
348											
347											
346											
345											
344											

0
27
4

289

290

291

292

293

294

295

296

297

298

299

300

351

350

349

348

347

346

345

344

MT CON 1700
MT C 180
KELLEY 1300
MT CON 2000
MT CON 2100
STEWART 1700
KELLEY 1500
APR
GREEN MT 2000
DIAMOND 1800
DIAMOND 2000
KELLEY 1500

Mt. Con. 1700 20th Fl.
Diamond 1800 18th Fl.

278	279	280	281	282	283	284	285	286	287	288	289
351											
350											
349											
348											
347											
346											
345											
344											

0
27
4

289 290 291 292 293 294 295 296 297 298 299 300

1700
KELLEY
MTCON
1700
MTC
180
KELLEY
1300
3N
0
MtCON
2000
MtCON
2100
STEWART
1700
KELLEY
1500
APD
10
GREEN Mt
2000
DIAMOND
1800
DIAMOND
2000
KELLEY
600

351
350
349
348
347
346
345
344

Mt. Con. 1700 19th Fl.
Diamond 1800 17th Fl.

278	279	280	281	282	283	284	285	286	287	288	289
351											
350											
349											
348											
347											
346											
345											
344											

0
2
4

289 290 291 292 293 294 295 296 297 298 299 300

351

350

349

348

347

346

345

344

1700
KELLEY
Mt CON
1700
Mt C
180
1300
KELLEY
3N
0
Mt CON
2000
Mt CON
2100
STEWART
1700
1500
APD
KELLEY
10
GREEN Mt
2000
DIAMOND
1800
DIAMOND
2000
KELLEY
600

Mt Con 1700 18th Fl

Diamond 1800 16th Fl

278	279	280	281	282	283	284	285	286	287	288	289
351											
350											
349											
348											
347											
346											
345											
344											

0
2
4

289 290 291 292 293 294 295 296 297 298 299 300

351

350

349

348

347

346

345

344

1700
KELLEY
MTCON 1700
MTC 180
1300
3N
Mt CON 2000
Mt CON 2100
STEWART 1700
1500
APD
GREEN Mt 2000
DIAMOND 1800
DIAMOND 2000
VALLEY 600

Mt. Con. 1700 17th Fl.
Diamond 1800 15th Fl.

278	279	280	281	282	283	284	285	286	287	288	289
351											
350											
349											
348											
347											
346											
345											
344											

0
2
4

289	290	291	292	293	294	295	296	297	298	299	300
											351
											350
											349
											348
											347
											346
											345
											344

1700
 KELLEY
 Mt CON 1700
 Mt C 180
 KELLEY 1300
 IN 2000
 Mt CON 2100
 Mt CON 1700
 STEWARD 1500
 KELLEY 10
 APD 2000
 GREEN Mt 1800
 DIAMOND 1800
 DIAMOND 2000
 KELLEY 600

Mt. Con 1700 16th Fl.
 Diamond 1800 14th Fl.

278	279	280	281	282	283	284	285	286	287	288	289
351											
350											
349											
348											
347											
346											
345											
344											

0
2
4

289

290

291

292

293

294

295

296

297

298

299

300

351

350

349

348

347

346

345

344

KELLEY
 MT CON 1700
 MT C 1800
 1300
 KELLEY 2
 MT CON 2000
 MT CON 2100
 STEWARD 1700
 1500
 KELLEY 0
 GREEN MT 2000
 DIAMOND 1800
 DIAMOND 2000
 ELLEY 500

Mt. Con 1700 15th Fl.
 Diamond 1800 13th Fl.

278	279	280	281	282	283	284	285	286	287	288	289
351											
350											
349											
348											
347											
346											
345											
344											

0
2
4

289	290	291	292	293	294	295	296	297	298	299	300
											351
											350
											349
											348
											347
											346
											345
											344

1700
 MT CON
 1800
 MT C
 KELLEY
 1300
 N
 MT CON
 2000
 MT CON
 2100
 STEWARD
 1700
 1500
 NFD
 KELLEY
 2000
 GREEN MT
 2000
 DIAMOND
 1800
 DIAMOND
 2000
 ELLEY
 600

Mt. Con. 1700 14th Fl.
 Diamond 1800 12th Fl.

278	279	280	281	282	283	284	285	286	287	288	289
351											
350											
349											
348											
347											
346											
345											
344											

0
2
4

289 290 291 292 293 294 295 296 297 298 299 300

Mt. C
KELLEY
1700
Mt. C
1800
1300
N
2
Mt. C
2000
Mt. C
2100
STEWART
1700
1500
KELLEY
O
RD
GREEN Mt.
2000
DIAMOND
1800
DIAMOND
2000
"ELLEY
600

351

350

349

348

347

346

345

344

SEE NEXT VOLUME
KELLEY DENNIS
Mt. Cori 1700 13th Fl.
Diamond 1800 11th Fl.

289

290

291

292

293

294

295

296

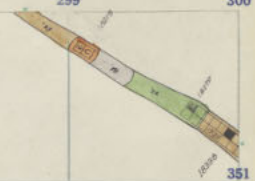
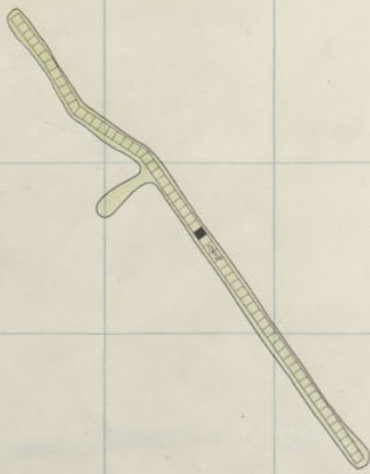
297

298

299

265

1700
KELLEY
MT CON
1700
1800
1300
KELLEY
1300
2000
2100
MT CON
1700
KELLEY
1500
ARD
2000
GREEN Mtn
1800
DIAMOND
DIAMOND
600
KELLEY



ADPENS
1700
1800

1700

KELLEY
1500

Mt Con 1700 12th Fl.
Diamond 1800 10th Fl.
KELLEY 1300 5

344

345

346

347

348

349

350

351

351

350

349

348

347

346

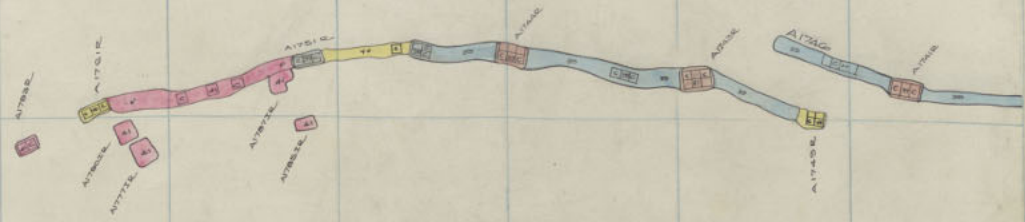
345

344

MT. ZON

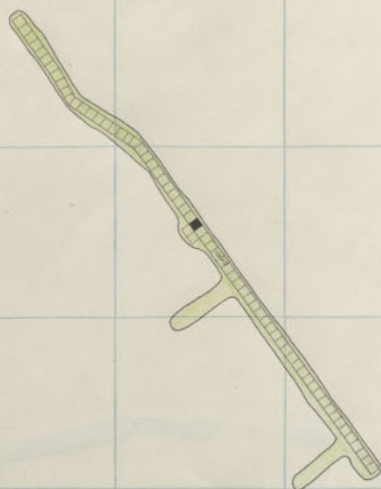
1700 - 11

0
2
4



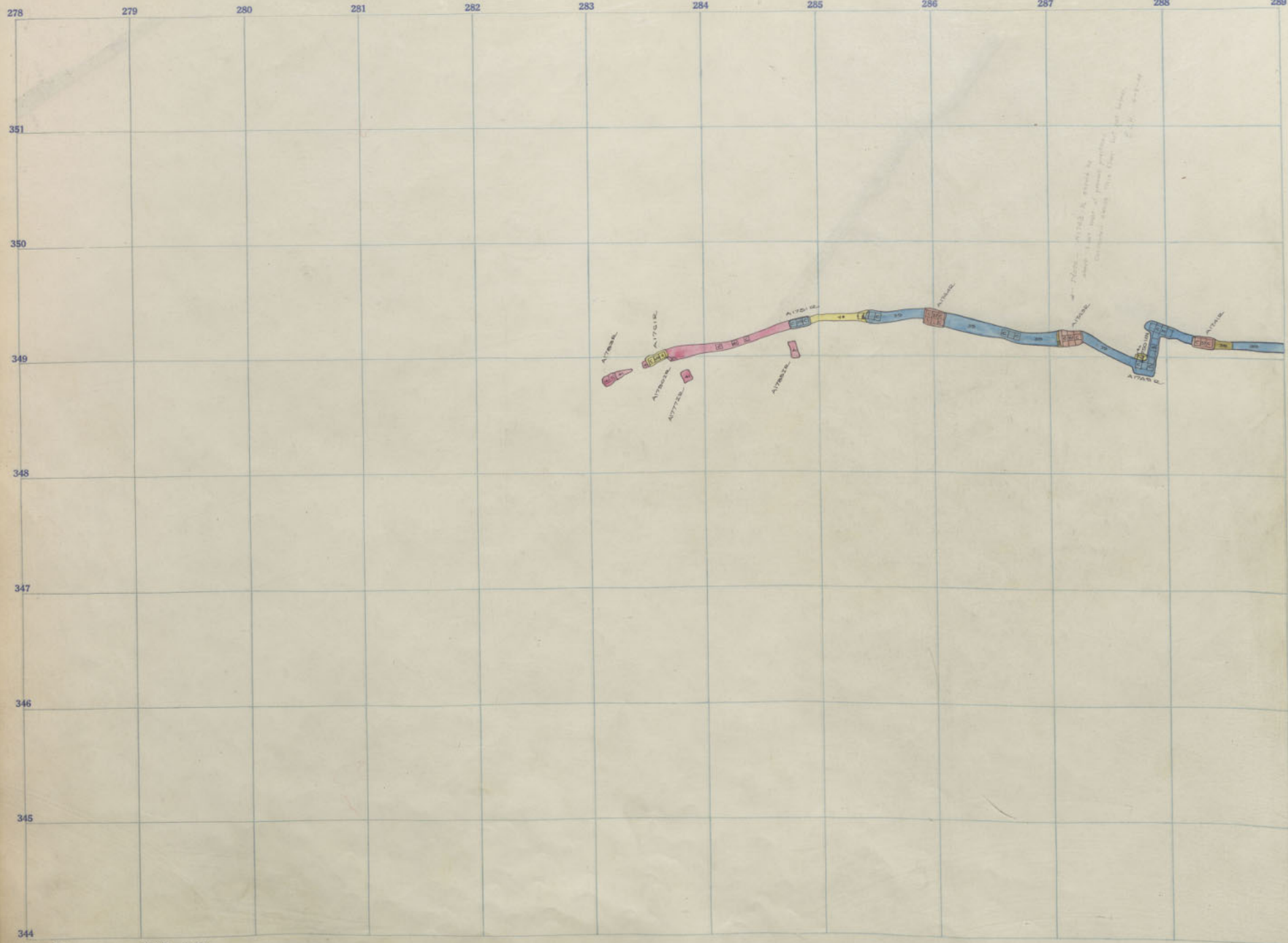
289 290 291 292 293 294 295 296 297 298 299 300

1700
KELLEY
Mt. Con
1700
1800
1300
Mt. Con
2000
Mt. Con
2100
1700
STEWART
1500
ARD
KELLEY
2000
DIAMOND
1800
DIAMOND
2000
KELLEY
600



KELLEY
4492

Mt. Con. 1700 11th Fl
Diamond 1800 9th Fl
KELLEY 1300 4



A1750 M
 A1760 M
 A1770 M
 A1780 M
 A1790 M
 A1800 M
 A1810 M
 A1820 M
 A1830 M
 A1840 M
 A1850 M
 A1860 M
 A1870 M
 A1880 M
 A1890 M
 A1900 M

0
 2
 4

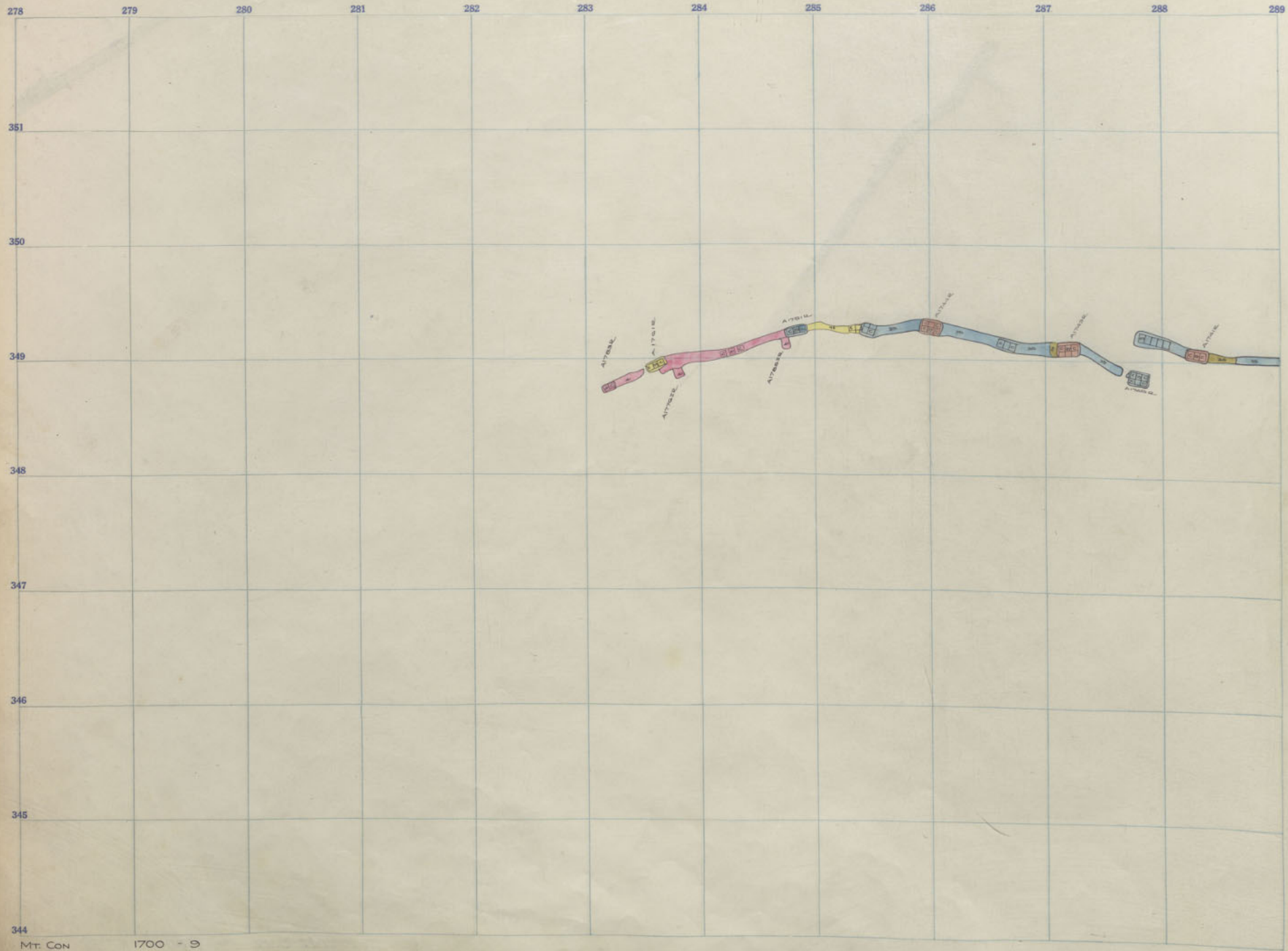
289 290 291 292 293 294 295 296 297 298 299 300

1700
KELLEY
Mt. Con
1700
Mt. Con
180
KELLEY
1300
Mt. Con
180
KELLEY
2000
Mt. Con
2100
Mt. Con
1700
KELLEY
1500
ARD
KELLEY
2000
GREEN Mt.
1900
DIAMOND
DIAMOND
2000
KELLEY
600



KELLEY
1700


Mt. Con	1700	10 th Fl
Diamond	1800	8 th Fl
KELLEY	1300	3



0
2
4

289 290 291 292 293 294 295 296 297 298 299 300

1700
KELLEY
Mt Con
1700
Mt C
180
KELLEY
1300
Mt
2000
Mt Con
2100
STEWART
1700
KELLEY
1500
ARD
2000
GREEN Mt
1800
DIAMOND
2000
KELLEY
600



Mt. Con.	1700	9 th Fl.
Diamond	1800	7 th Fl.
KELLEY	1300	2

278 279 280 281 282 283 284 285 286 287 288 289

351

350

349

348

347

346

345

344

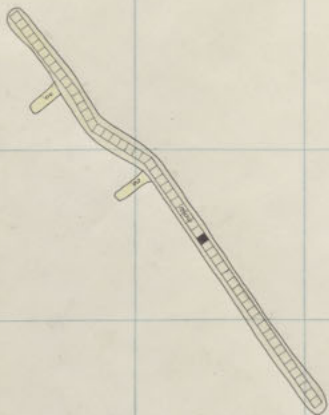
Mt. Con

1700 - 8

0.
2.
4



289 290 291 292 293 294 295 296 297 298 299 300



1700
 KELLEY
 Mt. Con
 1700
 Mt. Con
 180
 KELLEY
 1300
 Mt. Con
 1300
 Mt. Con
 2000
 Mt. Con
 2100
 Mt. Con
 1700
 STEWARD
 1500
 ARD
 1700
 KELLEY
 2000
 GREEN Mt.
 2000
 DIAMOND
 1800
 DIAMOND
 2000
 "KELLEY"

344

Mt. Con.	1700	8 th Fl.
Diamond	1800	6 th Fl.
KELLEY	1300	1

351

350

349

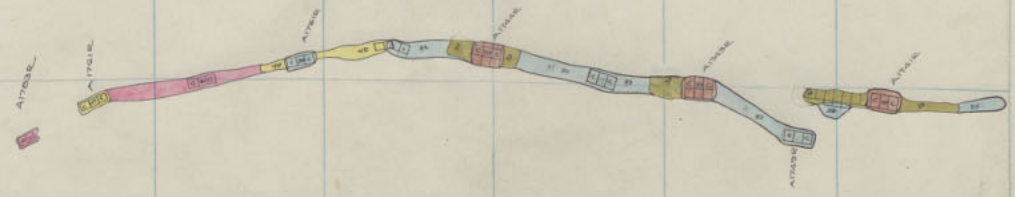
348

347

346

345

344



289

290

291

292

293

294

295

296


297

298

299

270

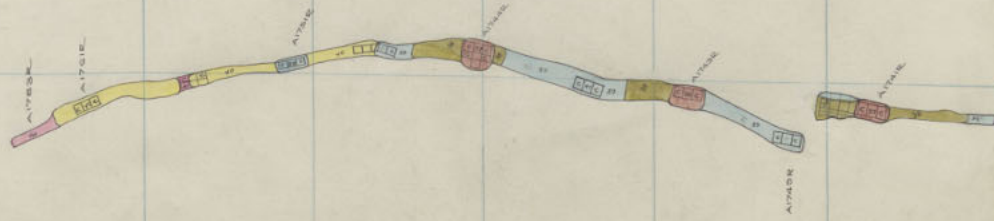
1700
KELLEY
Mt. Con
1700
Mt. Con
180
1300
KELLEY
0
Mt. Con
2000
Mt. Con
2100
STEWART
1500
ARD
1700
KELLEY
10
GREEN Mt.
2000
DIAMOND
1800
DIAMOND
2000
KELLEY
600



Mt. Con 1700 7th Fl.
 Diamond 1800 5th Fl.
 KELLEY 1300 SILL

KELLEY

0.2
4



289

290

291

292

293

294

295

296

297

298

299

271

300

351

350

349

348

347

346

345

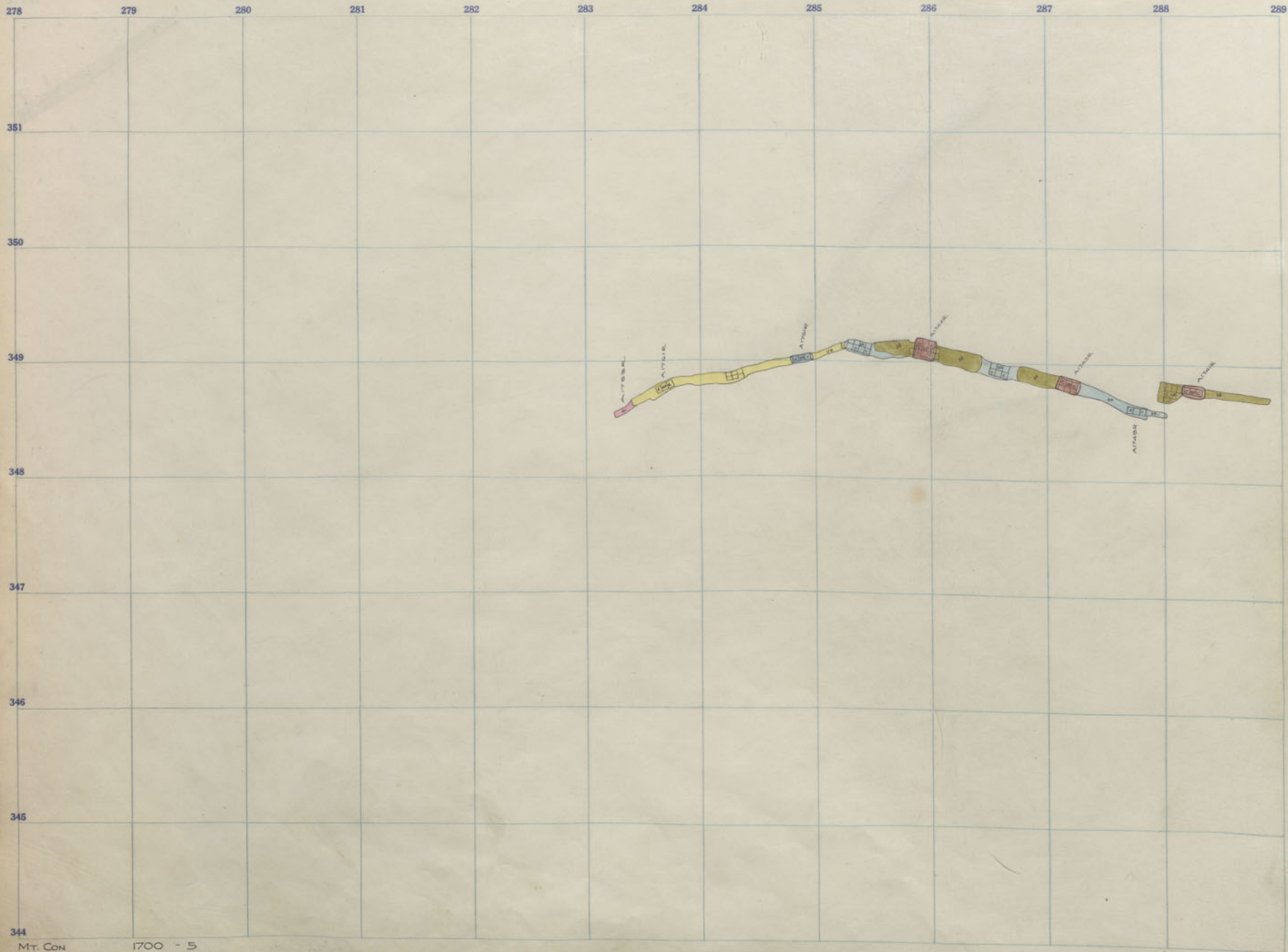
344



KELLEY
Blank

Mt. Con	1700	6 th Fl.
Diamond	1800	4 th Fl.
KELLEY	1400	BLANK

17000
KELLEY
Mt. Con 1700
Mt. Con 1800
Mt. Con 1900
Mt. Con 2000
Mt. Con 2100
STEWART 1500
KELLEY 10
GREEN Mt. 2000
DIAMOND 1800
DIAMOND 2000
KELLEY 600



289

290

291

292

293

294

295

296

297

298

299

272

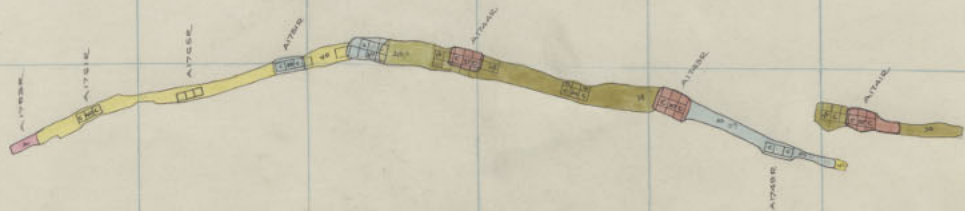
1700
 KELLEY
 MT CON 1700
 MT CON 1800
 MT CON 1900
 MT CON 2000
 MT CON 2100
 STEWARD 1700
 STEWARD 1500
 GREEN Mt 2000
 DIAMOND 1800
 DIAMOND 2000
 KELLEY



Mt. Con. 1700 5th Fl
 Diamond 1800 3rd Fl
 KELLEY 1400 12 "

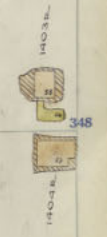
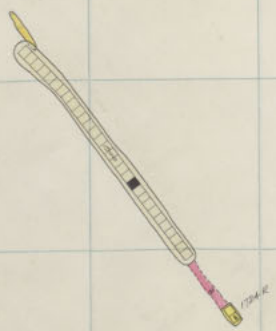
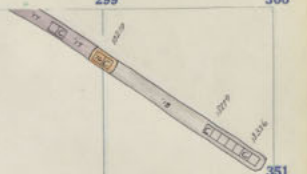
KELLEY

0.2
4



289 290 291 292 293 294 295 296 297 298 299 300

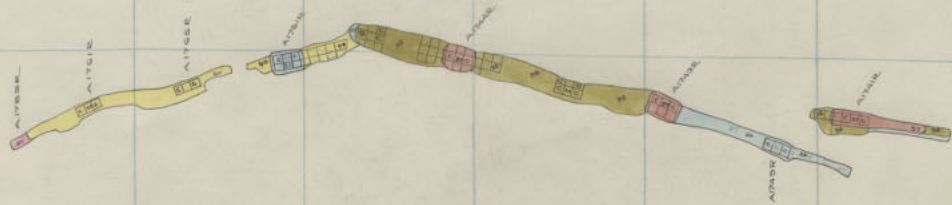
1700
KELLEY
MT. CON
1700
MT. CON
1800
MT. CON
1900
MT. CON
2000
MT. CON
2100
STEWART
1700
KELLEY
1500
ARD
1700
KELLEY
10
GREEN Mt.
2000
DIAMOND
1800
DIAMOND
2000
KELLEY
600



Mt. Con.	1700	4 th Fl.
Diamond	1800	2 nd Fl.
KELLEY	1400	11

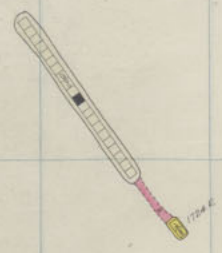
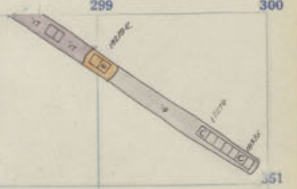
KELLEY

0
2
4



289 290 291 292 293 294 295 296 297 298 299 300

1700 Mt. Con KELLEY
1700 Mt. Con 1700
1800 Mt. Con 1800
1900 Mt. Con 1900
2000 Mt. Con 2000
2100 Mt. Con 2100
1700 Steward KELLEY
1500 A.D. KELLEY
2000 Green Mt.
1900 Diamond
2000 Diamond
600 KELLEY

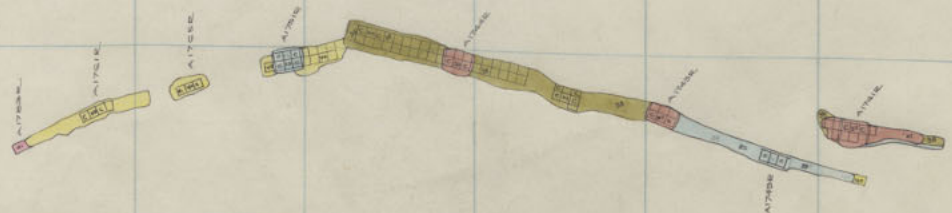


Mt. Con. 1700 3rd Fl.
Diamond 1800 1st Fl.
KELLEY 1400 10 "

KELLEY

0
2
4

DIAMOND
1800



289

290

291

292

293

294

295

296


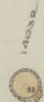
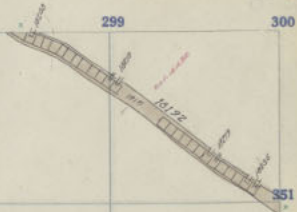
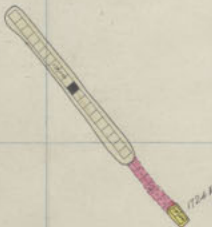
297

298

299

275

KELLEY 1700
 MT CON 1800
 MT CON 1900
 MT CON 2000
 MT CON 2100
 STEWARD 1700
 KELLEY 1500
 AD 1400
 GREEN MT 2000
 DIAMOND 2000
 KELLEY 2000



Mt. Con. 1700 2nd Fl.
 Diamond 1800 Sill
 KELLEY 1400 9

351

350

349

348

347

346

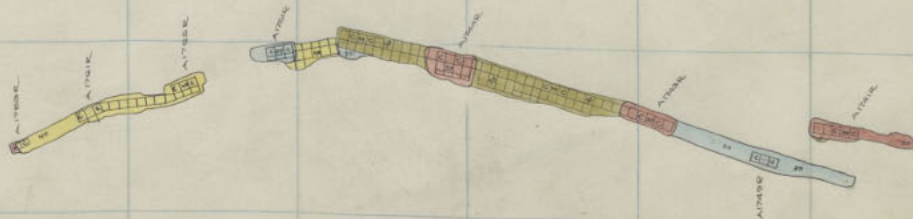
345

344


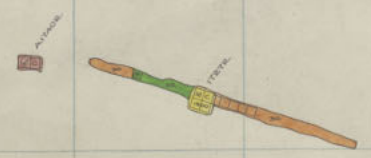
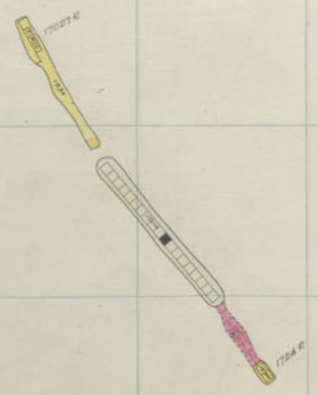
KELLEY

0
2
4

DIAMOND
1800



289 290 291 292 293 294 295 296 297 298 299 300



351
350
349
348
347
346
345
344

1700
KELLEY
Mt. Con
1700
Mt. Con
1800
Mt. Con
1900
Mt. Con
2000
Mt. Con
2100
Mt. Con
1700
STEWART
KELLEY
1500
AED
KELLEY
10
GREEN Mt
2000
DIAMOND
2000
KELLEY

Mt. Con. 1700 1st Fl.
KELLEY 1400 8

277

278 279 280 281 282 283 284 285 286 287 288 289

351

350

349

348

347

346

345

344

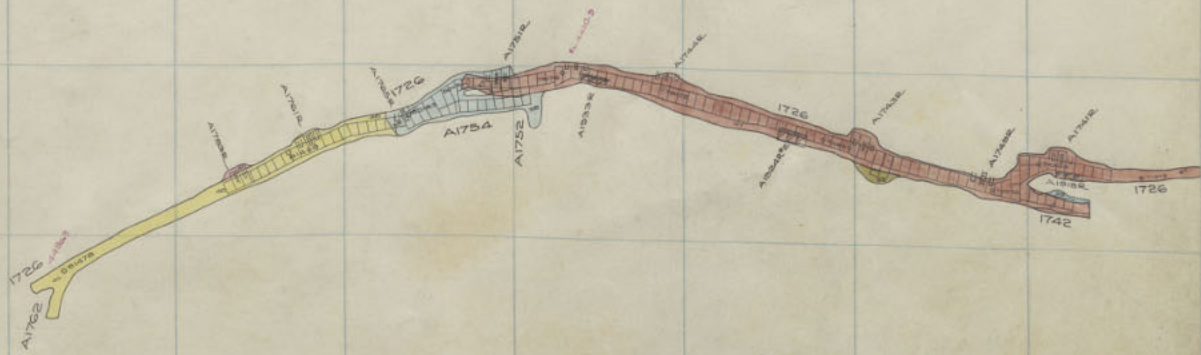
MT. CON
1700

KELLEY

0.2
4

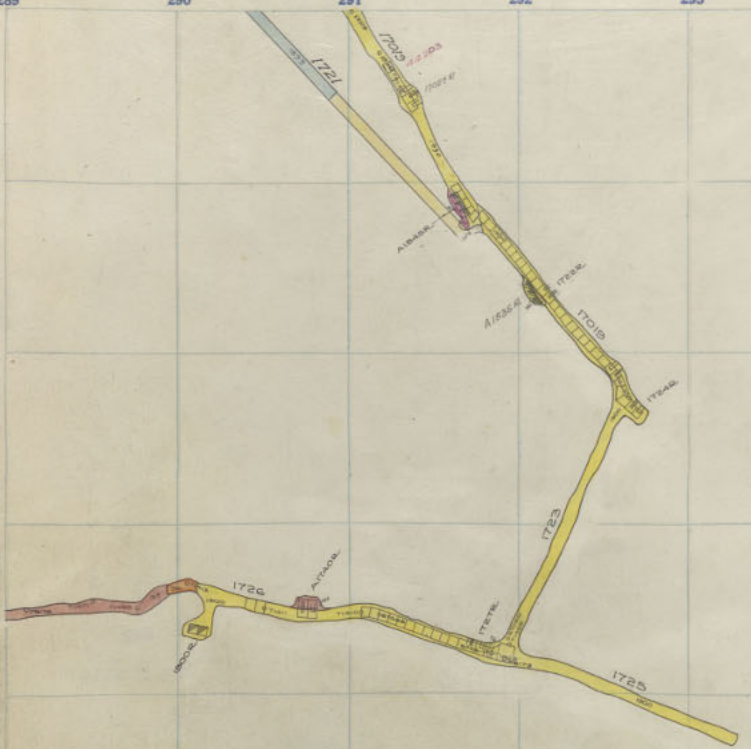
DIAMOND
1800

Mt. Con 1700 SILL



289 290 291 292 293 294 295 296 297 298 299 300

351
350
349
348
347
346
345
344



Mt. CON 1800
 Mt. CON 1900
 Mt. CON 2000
 Mt. CON 2100
 STEWARD 1700
 KELLEY 1500
 GREEN Mt. 2000
 DIAMOND 2000
 KELLEY 2000

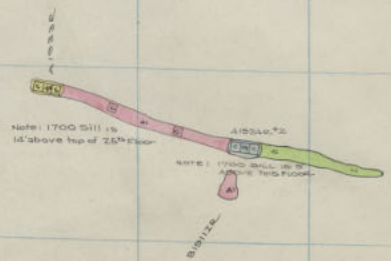
Mt. Con.	1700	Sill
Mt. Con.	1800	13
KELLEY	1400	7

MT. CON
1700

KELLEY

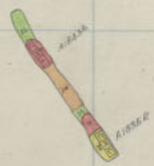
0.2
4

DIAMOND
1800



Note:
 1700 shall be from CSPI to holding point.

289 290 291 292 293 294 295 296 297 298 299 300



351
 350
 349
 348
 347
 346
 345
 344

KELLEY
 MT. CON 1800
 MT. CON 1900
 MT. CON 2000
 MT. CON 2100
 STEWARD 1700
 KELLEY O 1500
 GREEN Mt 2000
 DIAMOND Mt 2000
 KELLEY

Mt. Con. 1900 25th Fl.
 Mt. Con. 1800 12
 KELLEY 1400 6

278 279 280 281 282 283 284 285 286 287 288 289

351

350

349

348

347

346

345

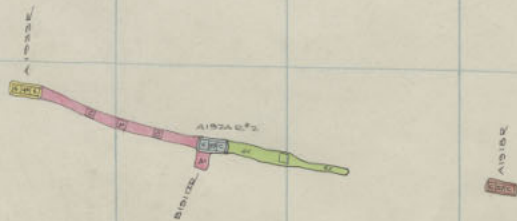
344

MT. CON
1700

KELLEY

4

DIAMOND
1800



289 290 291 292 293 294 295 296 297 298 299 300

351
350
349
348
347
346
345
344



Mt. Con.	1900	24 th Fl.
Mt. Con.	1800	11
KELLEY	1400	5

MT. CON 1800
 MT. CON 1900
 MT. CON 2000
 MT. CON 2100
 STEWARD 1700
 KELLEY 1500
 GREEN MT 2000
 DIAMOND 2000
 KELLEY 600



MT. CON
1700

KELLEY

4

DIA MOND
1800

289

290

291

292

293

294

295

296

297

298

299

280

KELLEY



1137c

1403a



1404a



344

Mt. Con	1900	23 rd Fl
Mt Con	1800	10
KELLEY	1400	4

Mt CON 1800
 Mt CON 1900
 Mt CON 2000
 Mt CON 2100
 STEWARD 1700
 KELLEY 1500
 GREEN Mt 2000
 DIAMOND 'KELLEY 2000

278 279 280 281 282 283 284 285 286 287 288 289

351

350

349

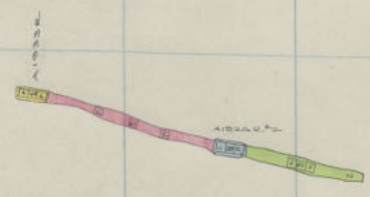
348

347

346

345

344



Dip
A1000

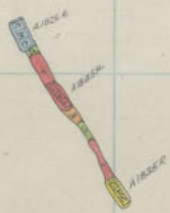
Mt. Con
1700

KELLEY

4

Diamond
1800

289 290 291 292 293 294 295 296 297 298 299 300



17372



289
 290
 291
 292
 293
 294
 295
 296
 297
 298
 299
 300
 351
 350
 349
 348
 347
 346
 345
 344

Mt. CON 1800

Mt. CON 1900

Mt. CON 2000

Mt. CON 2100

STEWART 1700

KELLEY 1500

AD

GREEN Mt. 2000

AD

DIAMOND 'KELLEY 2000

AD

Mt. Con.	1900	22 nd Fl.
Mt. Con.	1800	9
KELLEY	1400	3

278 279 280 281 282 283 284 285 286 287 288 289

351

350

349

348

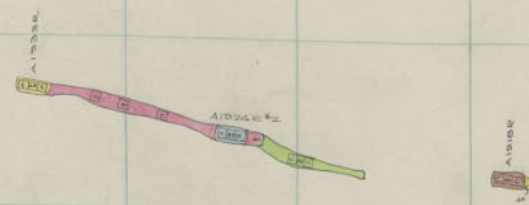
347

346

345

344

Mt. Con 1700
KELLEY
4
DIAMOND 1800




289 290 291 292 293 294 295 296 297 298 299 300

351
350
349
348
347
346
345
344



Mt. Con 1900 21st Fl.
 Mt. Con. 1800 8
 KELLEY 1400 2

KELLEY
 MT. CON 1800
 MT. CON 1900
 MT. CON 2000
 MT. CON 2100
 STEWARD 1700
 KELLEY 1500
 GREEN MT. 2000
 DIAMOND 2000
 KELLEY 500



MT. CON
1700

KELLEY

4

DIAMOND
1800

289 290 291 292 293 294 295 296 297 298 299 300



Kelley

Mt. Con 1800
 Mt. Con 1900
 Mt. Con 2000
 Mt. Con 2100
 Steward 1700
 Kelley 1500
 Green Mt. 2000
 Diamond 2000
 Kelley 600

351

350

349

48

347

346

345

344

Mt. Con	1900	20 th Fl.
Kelley	1400	1
Mt. Con.	1800	7

278 279 280 281 282 283 284 285 286 287 288 289

351

350

349

348

347

346

345

344

MT. CON

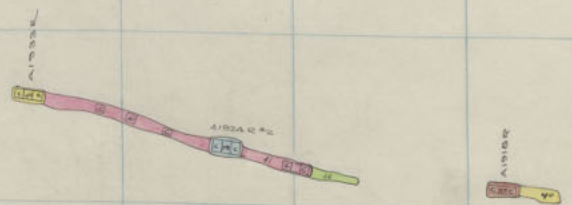
1900 - 19

MT. CON
1700

KELLEY

0
2
4

DIAMOND
1800

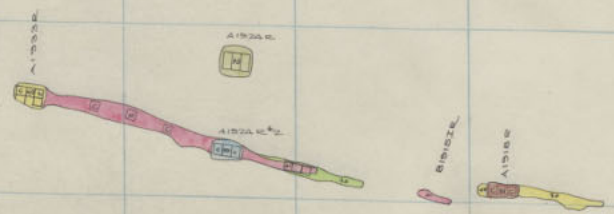




MT. CON KELLEY
 MT. CON 1800
 MT. CON 1900
 MT. CON 2000
 MT. CON 2100
 STEWARD 1700
 STEWARD 1500
 KELLEY 0
 GREEN Mt. 2000
 DIAMOND 2000
 KELLEY 500

Mt. Con 1900 19th Fl.
 Kelley 1400 511
 Mt Con 1800 6

Mt. Con 1700
KELLEY
DIAMOND 1800



Kelley 1880

289 290 291 292 293 294 295 296 297 298 299 300



13726



KELLEY 4326
N.K.



MT-CON 1800
 MT-CON 1900
 MT-CON 2000
 MT-CON 2100
 STEWARD 1700
 KELLEY 1500
 KELLEY 0
 GREEN Mt. 2000
 DIAMOND 2000
 KELLEY 600

351
350
349
348
347
346
345
344

Mt. Con.	1900	18 th Fl.
KELLEY	1600	26
Mt Con.	1800	5

278 279 280 281 282 283 284 285 286 287 288 289

351

350

349

348

347

346

345

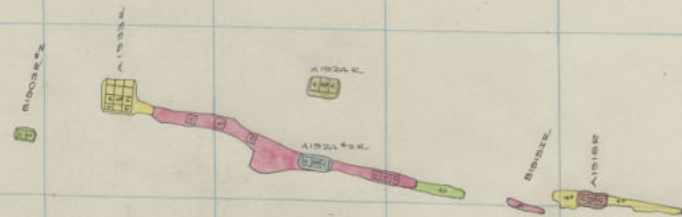
344

MT CON
1700

KELLEY

0
2
4

DIAMOND
1800



289 290 291 292 293 294 295 296 297 298 299 300



1700

Kelley 1887



KELLEY
 MT. CON 1800
 MT. CON 1900
 MT. CON 2000
 MT. CON 2100
 STEWARD 1700
 KELLEY 1500
 GREEN Mt. 2000
 DIAMOND 2000
 KELLEY 600

351
 350
 349
 348
 347
 346
 345
 344

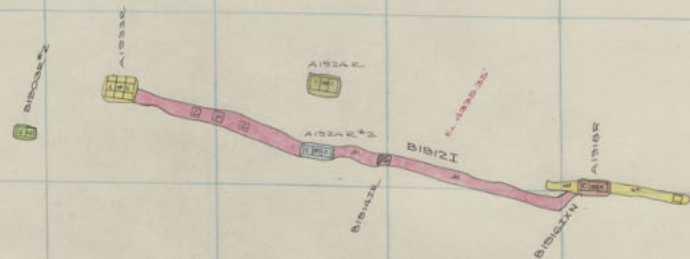
Mt. Con.	1900	17 th Fl.
KELLEY	1600	25
MT. CON.	1800	4

MT. CON
1700

KELLEY

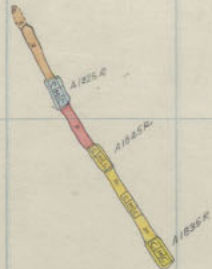
0
2
4

DIAMOND
1800



289 290 291 292 293 294 295 296 297 298 299 300

Mt. Con 1800
Mt. Con 1900
Mt. Con 2000
Mt. Con 2100
STEWART 1700
KELLEY 1500
GREEN Mt. 2000
DIAMOND 2000
KELLEY 600



KELLEY 4900

Mt. Con	1900	16 th Fl
KELLEY	1600	24-
Mt. Con.	1800	3

Substance

AIRBAG

AIRBAG

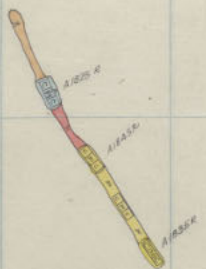
AIRBAG

AIRBAG

MT. CON 1700
KELLEY
0204
DIAMOND 1800

289 290 291 292 293 294 295 296 297 298 299 300

Mt. Con 1800
Mt. Con 1900
Mt. Con 2000
Mt. Con 2100
STEWART 1500
KELLEY 1700
GREEN Mt. 2000
DIAMOND 2000
KELLEY 600

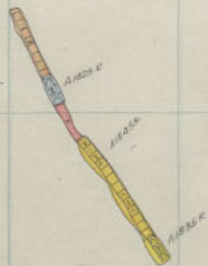


1837



Mt. Con.	1900	15 th Fl
KELLEY	1600	23
Mt. Con.	1800	2

289 290 291 292 293 294 295 296 297 298 299 300



KELLEY 1500

KELLEY
 MT CON 1800
 MT CON 1900
 MT CON 2000
 MT CON 2100
 STEWARD 1700
 KELLEY 1500
 GREEN Mt. 2000
 DIAMOND 2000
 KELLEY 600

350
349
348
347
346
345
344

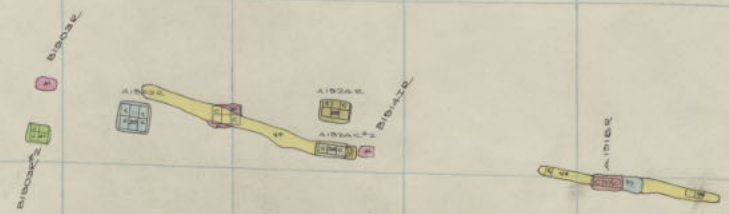
Mt. Con.	1900	14 th Fl
Mt. Con.	1800	1
KELLEY	1600	22

Mt. Con 1700

KELLE Mt. Con 1500

204

DIAMOND 1800



289

290

291

292

293

294

295

296

297

298

299

300

351

350

349

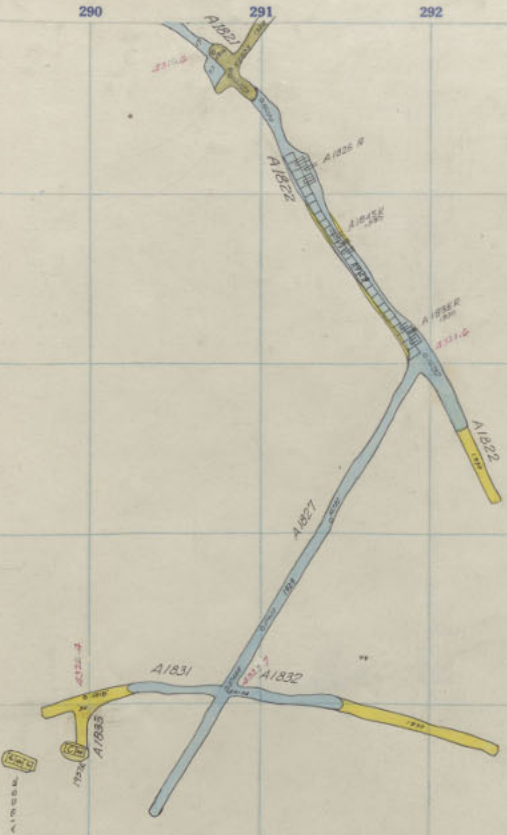
348

347

346

345

344



MT. CON. KELLEY
 1900
 MT. CON. 2000
 MT. CON. 2100
 ST. STEWARD 1500
 KELLEY D. 1700
 GREEN MT. 2000
 DIAMOND 2000
 KELLEY 600

Mt. Con. 1900 13" Fl.
 Mountain Con. 1800-5111
 KELLEY 1600-21

278 279 280 281 282 283 284 285 286 287 288 289

351

350

349

348

347

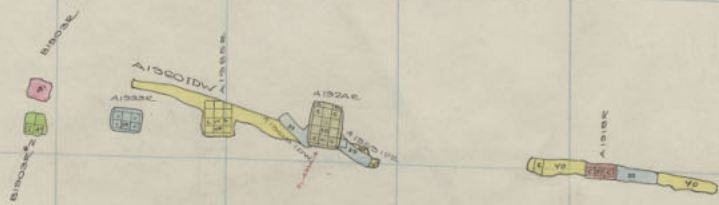
346

345

344

KELL Mt. Con 1800

1900



289 290 291 292 293 294 295 296 297 298 299 300

351

350

349

348

347

346

345

344

1900
KELLEY
1900
KELLEY

KELLEY 1900

2005

Mt. Con
KELLEY 1900

12th Floor
20

Mt. Con 1900
Mt. Con 2000
Mt. Con 2100
STEWART 1700
KELLEY 1500
GREEN Mt. 2000
DIAMOND 2000
KELLEY 600

278 279 280 281 282 283 284 285 286 287 288 289

351

350

349

348

347

346

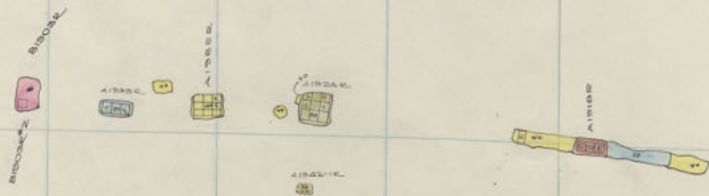
345

344

MT. CON 1700
KELL MT. CON 1800

4

1800



289 290 291 292 293 294 295 296 297 298 299 300

351

350

349

348

347

346

345

344

1898
1897

KELLEY 1901

2005

Mt. Cor
KELLEY 1900
11th Floor
19

Mt. Cor 1900
Mt. Cor 2000
Mt. Cor 2100
STEWART 1700
KELLEY 1500
GREEN Mt. 2000
DIAMOND 2000
KELLEY 600

278 279 280 281 282 283 284 285 286 287 288 289

351

350

349

348

347

346

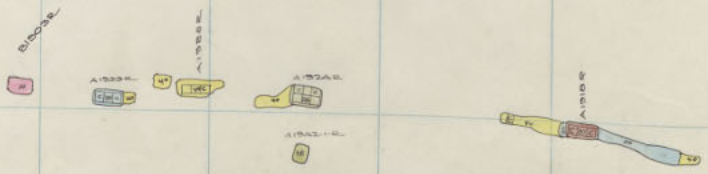
345

344

MT. CON 1700
KELL MT. CON 1800

4

1800



289 290 291 292 293 294 295 296 297 298 299 300

351

350

349

KELLEY 1493

348

11272
11273

347

GREEN Mt.
2000

346

2008

DIAMOND
2000

345

KELLEY
1600

344

Mt. Cor.
KELLEY

1900- 10th Floor
1600-18

278 279 280 281 282 283 284 285 286 287 288 289

351

350

349

348

347

346

345

344

Altoza
A1000

Altoza
A1000

Altoza
A1000

Altoza
A1000

Altoza
A1000

Altoza
A1000
IDW
A1000

Altoza
A1000
A1000
A1000

Mt. Con 1700
KELL Mt. Con 1800

4

1800

289 290 291 292 293 294 295 296 297 298 299 300

351

350

349

348

347

346

345

344

Mt. Con 1900
Mt. Con 2000
Mt. Con 2100
STEWART 1700
KELLEY 1500
GREEN Mt. 2000
DIAMOND 2000
KELLEY 1600



KELLEY 1500

Mt. Con 1900
KELLEY 1600
9th Floor
17

289 290 291 292 293 294 295 296 297 298 299 300

351

350

349

348

347

346

345

344

KELLEY
 Mt. Con 1900
 Mt. Con 2000
 Mt. Con 2100
 STEWART 1700
 STEWART 1500
 KELLEY O
 GREEN Mt. 2000
 DIAMOND 2000
 KELLEY 1600



KELLEY 1971

Mt. Con 1900 8th Floor
KELLEY 1600 16

278 279 280 281 282 283 284 285 286 287 288 289

351

350

349

348

347

346

345

344

8170-44
1000

8170-44
1000

8170-44
1000

8170-44
1000

8170-44
1000

8170-44
1000

8170-44
1000

8170-44
1000

8170-44
1000

Mt. Con 1800 1700

1800

289 290 291 292 293 294 295 296 297 298 299 300

351

350

349

348

347

346

345

344

KELLEY
 Mt. Con 1900
 Mt. Con 2000
 Mt. Con 2100
 STEWART 1700
 KELLEY 1500
 GREEN Mt. 2000
 DIAMOND 2000
 KELLEY 1600

1771c
 1771b
 1771a

KELLEY 1471

1500
 1600
 1700

Mt. Con. 1900 7th Floor
 KELLEY 1600 15
 KELLEY 1500 SILL. EL. TOP TIE = 426771'

MT. CON 1700
KELLY 1800

1800
KELLY

1800

Altoona
245

Altoona
245

Altoona
245
Altoona
245
Altoona
245
Altoona
245

Altoona
245

Altoona
245

Altoona
245

Altoona
245

289 290 291 292 293 294 295 296 297 298 299 300

351

350

349

348

347

346

345

344

Mt. Con 1900
Mt. Con 2000
Mt. Con 2100
STEWARD 1700
STEWARD 1900
GREEN Mt 2000
DIAMOND 2000
KELLEY 1600

177K
177K
177K

1600

Mt. Con 1900 6th Floor
KELLEY 1600 14

278 279 280 281 282 283 284 285 286 287 288 289

351

350

349

348

347

346

345

344

STEWART 1700
MT. CON 1900

1 5
1 5

MT. CON 1700
KELL MT. CON 1800

KELLEY

4

1800

BITOAK

BITOAK

BITOAK
BITOAK

BITOAK

BITOAK

BITOAK

BITOAK

BITOAK

BITOAK

1800

289 290 291 292 293 294 295 296 297 298 299 300

351

350

349

348

347

346

345


344

Mt. Cor
1900
Mt. Cor
2000
Mt. Cor
2100
STEWART
1700
STEWART
1900
GREEN Mt
2000
DIAMOND
2000
KELLEY
1600

KELLEY 4100



Mt. Cor
KELLEY
1900
1600
5th Floor
13



Steward 1700-4
 Mt. Con 1900- "

KELL Mt. Con 1700

1900 KELLEY

1900

289 290 291 292 293 294 295 296 297 298 299 300

351

350

348

345

347

346

345

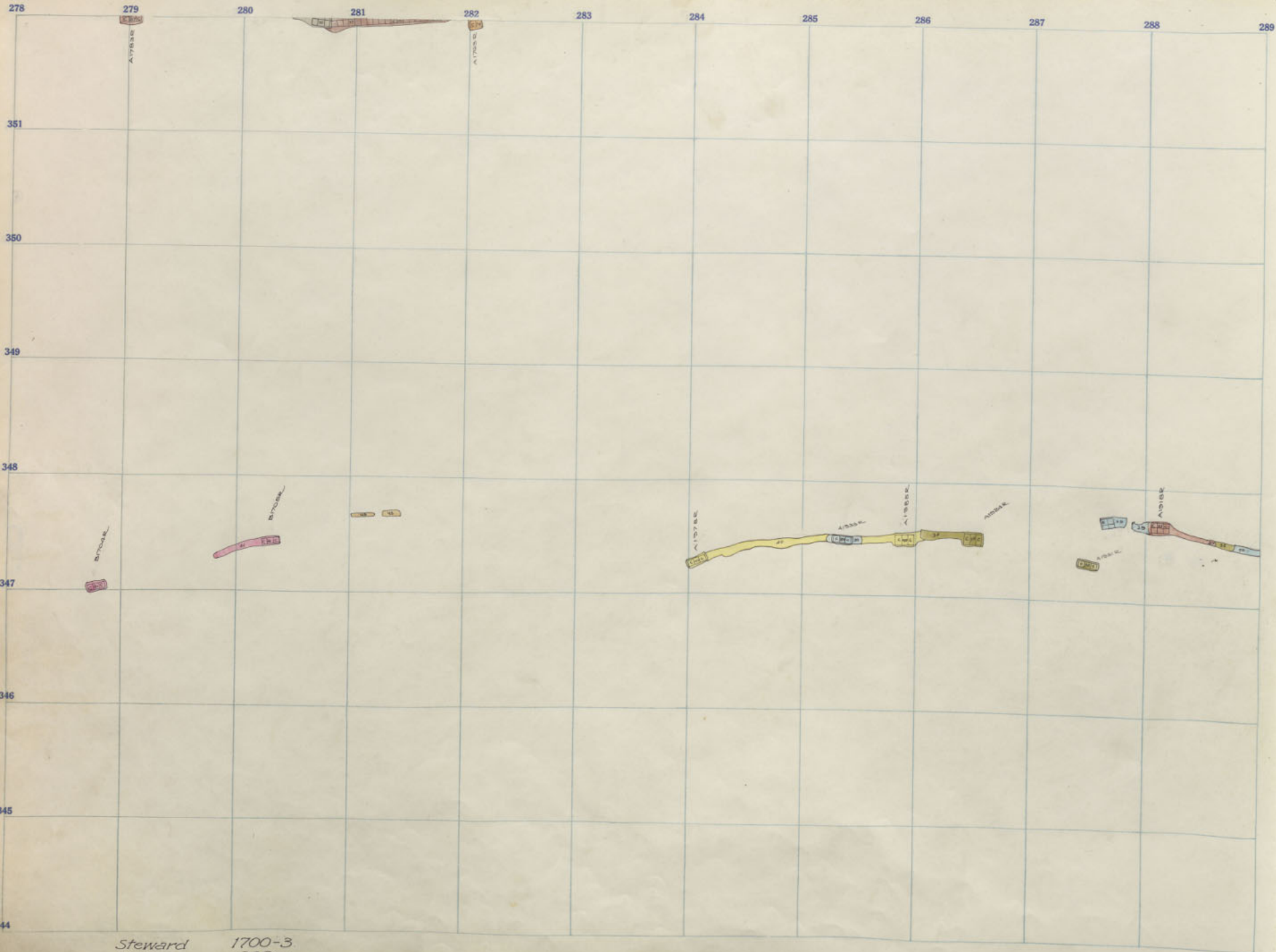
344

KELLEY
 MTT CON 1900
 MTT CON 2000
 MTT CON 2100
 STEWARD 1700
 STEWARD 1900
 GREEN Mt 2000
 DIAMOND 2000
 KELLEY 600



Kelley 1900

KELLEY	1600	12
Mt. Con.	1900	4 th Floor
Diamond	2000	3 rd "
Green Mt.	2000	4 th "



Steward 1700-3
 Mt. Con 1900-"

Mt. Con 1700
 KELL Mt. Con 1800
 KELLEY
 1800
 4
 1800

289 290 291 292 293 294 295 296 297 298 299 300

KELLEY
MT. CON
1900
2000
2100
STEWARD
1700
STEWARD
1900
GREEN Mt
2000
DIAMOND
2000
KELLEY

351
350
349
348
347
346
345
344

1000
1000
1000

KELLEY



KELLEY	1600	11
Mt. Con.	1900	3 rd Floor
Diamond	2000	2 nd
Green Mt.	2000	3 rd

289 290 291 292 293 294 295 296 297 298 299 300

351

350

349

348

347

346


344



Kelley 1900

KELLEY
 MT CON 1900
 MT CON 2000
 MT CON 2100
 STEWARD 1700
 STEWARD 1900
 GREEN Mt 2000
 DIAMOND 2000
 KELLEY 1600

KELLEY	1600	10
Mt. Cor.	1900	2 nd Floor
Diamond	2000	1 st
Green Mt.	2000	2 nd



KELL Mt. Con 1800 1700

KELLEY

1800

DIAMOND 2000

Steward 1700-1.
Mt. Con 1900 - "

289 290 291 292 293 294 295 296 297 298 299 300

351

350

349

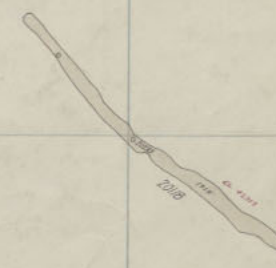
348

347

346

345

344



KELLEY 1900
Mt. Con 2000
Mt. Con 2100
STEWARD 1700
STEWARD 1900
GREEN Mt. 2000
KELLEY 1600

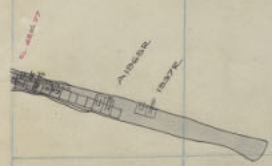
KELLEY	1600	9
Mt. Con.	1900	1st Floor
Diamond	2000	Sill.
Green Mt.	2000	1st

289 290 291 292 293 294 295 296 297 298 299 300



1200

1200



351

350

349

348

347

346

345

344

KELLEY
 Mt. Con 2000
 Mt. Con 2100
 STEWARD
 1900
 KELLEY
 1600

Mt. Con
 Green Mt.
 KELLEY
 1900
 2000
 BLANK
 Sill
 Sill

289

290

291

292

293

294

295

296

297

298

299

300

351

350

349

348

347

346

345

344

KELLEY

BLANK

1700
KELLEY

Mt. Con 2000

Mt. Con 2100

STEWART 1900

KELLEY 1600

289

290

291

292

293

294

295

296

297

298

299

300

351

350

349

348

347

346

345

344

KELLEY

BLANK

KELLEY
1899

Mt. Con
2000

Mt. Con
2100

STEWART
1900

KELLEY
1600

289

290

291

292

293

294

295

296

297

298

299

300

351

350

349

348

347

346

345

344

KELLEY

BLANK

KELLEY
1900

Mt Con
2000

Mt Con
2100

STEWART
1900

KELLEY
1600

	278	279	280	281	282	283	284	285	286	287	288	289
351												
350												
349												
348												
347												
346												
345												
344												

1500
Mt. Con
1700

1500
Mt. Con
1800

1500
Mt. Con
1900

1500
STEWART
1700

1500
KELLY

4

DIAMOND
GREEN MT.
2000


DIAMOND
1800

DIAMOND
2000

278	279	280	281	282	283	284	285	286	287	288	289
351											
350											
349											
348											
347											
346											
345											
344											

1500
 Mt. Con 1700
 Mt. Con 1500
 Mt. Con 1500
 STEWARD 1700
 1500 KELLY
 4
 GREEN MT. 2000
 DIAMOND 1800
 DIAMOND 2000

Small



1500
Mt. Con
1700

1500
Mt. Con
1800

1500
Mt. Con
1900

1500
Steward
1700

1500
Kelly

4

1500
Green Mt.
2000

Diamond
1800

Diamond
2000

Steward 1900-26.

289 290 291 292 293 294 295 296 297 298 299 300

351

350

KELLEY 1600

349

348

347

346

345


344

MT COH
2000

MT COH
2100

STEWARD
1900

KELLEY
1600



1500
Mt. CON
1700

1500
Mt. CON
1800

1500
Mt. CON
1900

1500
STEWARD
1700

1500
KELLY

4

DIAMOND
GREEN MT.
2000

DIAMOND
1800

DIAMOND
2000

Steward . 1900-25.

289 290 291 292 293 294 295 296 297 298 299 300

351

350

KELLEY 2100

349

348

STEWART 1500

347

346

345

344

KELLEY 1600

Mt Con 2000
Mt Con 2100

KELLEY

289 290 291 292 293 294 295 296 297 298 299 300

351

350

349

348

347

346

345


344

4200

1600

Handwritten green mark

KELLEY 1600
MT CON 2000
MT CON 2100
STEWARD 1500
KELLEY 1600



1700
Mt. Con
1700
1800
Mt. Con
1800
1900
Mt. Con
1900
1500
STEWARD
1700
1500
KELLEY
4
1400
GREEN MT.
2000
DIAMOND
1800
DIAMOND
2000

Steward 1900-23.

289 290 291 292 293 294 295 296 297 298 299 300

351

350

1172

349

348

1600

347


346

345

344

KELLEY 1600
KELLEY 1600
Mt. CON 2100
Mt. CON 2000
STEWART 1900
KELLEY 1600





1800 Mt. Con 1700
 1800 Mt. Con 1800
 1800 Mt. Con 1900
 1500 STEWARD 1700
 1500 KELLY
 4
 2000 GREEN Mt. 2000
 1800 DIAMOND 1800
 2000 DIAMOND 2000

Steward 1900-22.

289 290 291 292 293 294 295 296 297 298 299 300

351

350

KELLEY
1600 SW
1611 1600

349

348

1611
1600 SW
1611 1600

347

346

345


344

SILL

KELLEY
KELLEY

1600 SILL(OLD)
1600 -4

KELLEY 1600
Mt Con 2000
Mt Con 2100
STEWART 1900
KELLEY 1600



1800 Mt. Con 1700
 1800 Mt. Con 1800
 1800 Mt. Con 1900
 1500 STEWARD 1700
 KELLY
 4
 GREEN Mt. 2000
 DIAMOND 1800
 DIAMOND 2000

Steward 1900-21.

289 290 291 292 293 294 295 296 297 298 299 300

351

350

349

348

347

346


345

344

KELLEY
1600
MT CON 2000
MT CON 2100
STEWART
1900
KELLEY
1600

2007

1618K
1609R



1800 Mt. Con 1700
 1500 Mt. Con 1800
 1500 Mt. Con 1900
 1500 STEWARD 1700
 1500 KELLY
 4
 2000 GREEN Mt. 2000
 1800 DIAMOND
 2000 DIAMOND

289

290

291

292

293

294

295

296

297

298

299

300

351

350

349

348

347

346

345

344

ICIR
IGOR



KELLEY
KELLEY

1800
1600

121
3

KELLEY
1900

Mt. Con
2000

Mt. Con
2100

STEWART
1900

KELLEY
1600

278 279 280 281 282 283 284 285 286 287 288 289

351

350

349

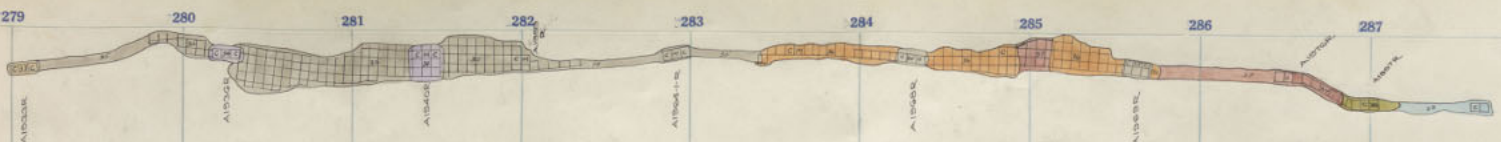
348

347

346

345

344



347
AIRBASE

347
AIRBASE
AIRBASE
AIRBASE

347
AIRBASE

347
AIRBASE

346
AIRBASE

1500
Mt. Con
1700

1500
Mt. Con
1800

1500
Mt. Con
1900

1500
STEWARD
1700

1500
KELLY

4

DIAMOND
1800
GREEN Mt.
2000

DIAMOND
2000

289 290 291 292 293 294 295 296 297 298 299 300

351

350

2162

349

348

1218
1608

347

346

345

344

KELLEY 1800 - 22
KELLEY 1600 - 2

Mt. Con 2000
Mt. Con 2100

STEWARD
1900

KELLEY
1600

278 279 280 281 282 283 284 285 286 287 288 289

351

350

349

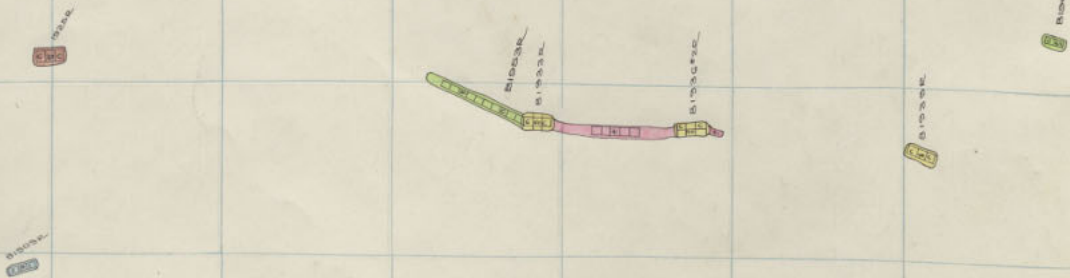
348

347

346

345

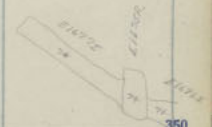
344



1500
Mt. Con 1700
Mt. Con 1800
Mt. Con 1900
1500
STEWARD 1700
1500
KELLEY
4
1500
GREEN Mt. 2000
DIAMOND 1800
DIAMOND 2000

289 290 291 292 293 294 295 296 297 298 299 300

351



350

349

348



347

346

345

344

KELLEY	1800	- 21
KELLEY	1600	- 1

KELLEY
 Mt. Con 2000
 Mt. Con 2100
 STEWARD 1900
 KELLEY 1600

278 279 280 281 282 283 284 285 286 287 288 289

351

350

349

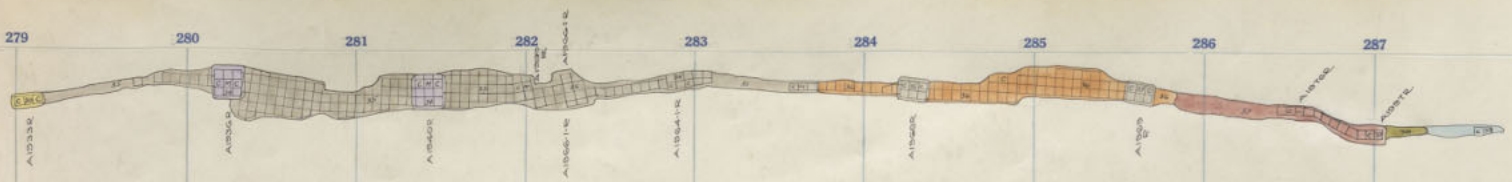
348

347

346

345

344



B10340

B10342

B10344

B10346

B10348

B10350

B10352

1500
Mt. Con 1700

1500
Mt. Con 1800

1500
Mt. Con 1900

1500
STEWARD
1700

1500
KELLEY

2000
GREEN Mt.
2000

2000
DIAMOND
1800

2000
DIAMOND
2000

289

290

291

292

293

294

295

296

297

298

299

318


KELLEY

Mt. Con
2000

Mt. Con
2100

STEWARD
1900

KELLEY
1600



KELLEY 1800
 KELLEY 1600
 ELEV. TOP TIE 4146.75

1950
 MILL (NEW)
 4146.75

278 279 280 281 282 283 284 285 286 287 288 289

351

350

349

348

347

346

345

344

KELLEY DIAMOND 1600
DIAMOND 1800
GREEN MT. 2000
4
1500 KELLEY
STEWARD 1700
Mt. CON 1800
Mt. CON 1700



Steward 1900-16.

Block
1970

Block
1970

Block
1970

Block
1970

Block
1970

Block
1970

Block
1970

289 290 291 292 293 294 295 296 297 298 299 300

351

349

348

347

346

345

344

Mt. Con
2000

Mt. Con
2100

STEWART
1900

2127



289

290

291

292

293

294

295

296

297

298

299

300

351

350

349

348

347

346

345

344


KELLEY

Mt. Con
2/100

STEWART
1900

2-121





1800
 MT. CON 1700
 1800
 MT. CON 1800
 1900
 MT. CON 1900
 2000
 MT. CON 2000
 1700
 STEWARD
 1500
 KELLEY
 2000
 GREEN MT.
 1800
 DIAMOND
 2000
 DIAMOND
 1600
 KELLEY

Steward 1900-14

289 290 291 292 293 294 295 296 297 298 299 300

351

350

2183

349

348

347

346

345

344

KELLEY
Mr. Con
2100
STEWART
1900

278 279 280 281 282 283 284 285 286 287 288 289

351

350

349

348

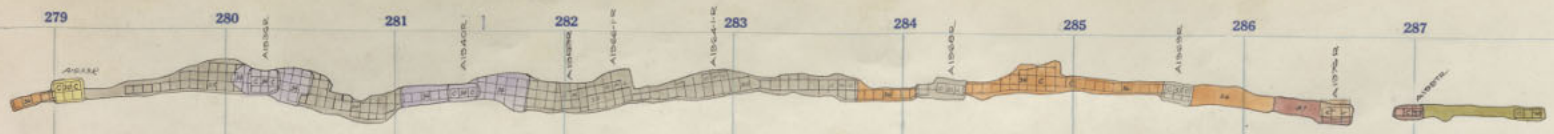
347

346

345

344

Mt. Con 1700
Mt. Con 1800
Mt. Con 1900
Mt. Con 2000
Steward 1700
1500 Kelley
4
Green Mt. 2000
Diamond 1800
Diamond 2000
Kelley 1600



289 290 291 292 293 294 295 296 297 298 299 300

351

350

349

348

347

346

2000 ft

345

344

51152
51557

KELLEY
Mt. Con
2100
STEWART
1900

289 290 291 292 293 294 295 296 297 298 299 300

351

350

349

348

347

346


345

344

KELLEY

Mr. Co
2100

STEWART
1900



1700
 1800
 1900
 2000
 1700
 1500
 1700
 2000
 1800
 2000
 1600
 1800
 2000

289 290 291 292 293 294 295 296 297 298 299 300

351

350

4100

349

348

347

346

345

344

1800
KELLEY

Mr. Con
2100

ON

STEWART
1900

1702R

325



289 290 291 292 293 294 295 296 297 298 299 300

351

350

2072

349

348



347

346


345

344

KELLEY

MT. CO. 2100

STEWART 1500



Steward 1900-9

1800
 MT. CON 1700
 1800
 MT. CON 1800
 1900
 MT. CON 1900
 2000
 MT. CON 2000
 1700
 STEWARD
 1700
 KELLEY
 1500
 KELLEY
 1700
 4
 2000
 GREEN MT.
 2000
 DIAMOND
 1800
 DIAMOND
 2000
 1600
 KELLEY
 1600

289 290 291 292 293 294 295 296 297 298 299 300

351

350

349

348

347

346

345


344

KELLEY

Mt. Can 2100

STEWART 1900

1702R



Steward 1900-8.

289 290 291 292 293 294 295 296 297 298 299 300


												351
												350
												349
												348
												347
												346
												345
												344

1.1.1.1

1.1.1.1

1702R

KELLEY 1800
STEWART 1900
Mt. Com 2100
1700
KELLEY



KELLEY DIAMOND 1600
 DIAMOND 1800
 GREEN MT. 2000
 1500 KELLEY
 STEWARD 1700
 MT. CON 2000
 MT. CON 1800
 MT. CON 1700

Steward 1900-7.

289 290 291 292 293 294 295 296 297 298 299 300

351

350

349

348

347


346

345

344

1702K

1800
KELLEY
Mt. Coon
2100
STEWART
1900



1800
 1500
 1000
 500
 0
 500
 1000
 1500
 2000
 2500
 3000
 3500
 4000
 4500
 5000
 5500
 6000
 6500
 7000
 7500
 8000
 8500
 9000
 9500
 10000
 10500
 11000
 11500
 12000
 12500
 13000
 13500
 14000
 14500
 15000
 15500
 16000
 16500
 17000
 17500
 18000
 18500
 19000
 19500
 20000
 20500
 21000
 21500
 22000
 22500
 23000
 23500
 24000
 24500
 25000
 25500
 26000
 26500
 27000
 27500
 28000
 28500
 29000
 29500
 30000
 30500
 31000
 31500
 32000
 32500
 33000
 33500
 34000
 34500
 35000
 35500
 36000
 36500
 37000
 37500
 38000
 38500
 39000
 39500
 40000
 40500
 41000
 41500
 42000
 42500
 43000
 43500
 44000
 44500
 45000
 45500
 46000
 46500
 47000
 47500
 48000
 48500
 49000
 49500
 50000
 50500
 51000
 51500
 52000
 52500
 53000
 53500
 54000
 54500
 55000
 55500
 56000
 56500
 57000
 57500
 58000
 58500
 59000
 59500
 60000
 60500
 61000
 61500
 62000
 62500
 63000
 63500
 64000
 64500
 65000
 65500
 66000
 66500
 67000
 67500
 68000
 68500
 69000
 69500
 70000
 70500
 71000
 71500
 72000
 72500
 73000
 73500
 74000
 74500
 75000
 75500
 76000
 76500
 77000
 77500
 78000
 78500
 79000
 79500
 80000
 80500
 81000
 81500
 82000
 82500
 83000
 83500
 84000
 84500
 85000
 85500
 86000
 86500
 87000
 87500
 88000
 88500
 89000
 89500
 90000
 90500
 91000
 91500
 92000
 92500
 93000
 93500
 94000
 94500
 95000
 95500
 96000
 96500
 97000
 97500
 98000
 98500
 99000
 99500
 100000

Steward 1900 - G.

289 290 291 292 293 294 295 296 297 298 299 300

351

350

349

348

347

346

345

344

KELLEY

MTCO 2100


STEWARD 1900

1702A

278 279 280 281 282 283 284 285 286 287 288 289

351 350 349 348 347 346 345 344

KELLEY DIAMOND 1600
DIAMOND 1800
GREEN MT. 2000
STEWARD KELLEY 1700
MT. CON 2000
MT. CON 1900
MT. CON 1700
MT. CON 1500



289 290 291 292 293 294 295 296 297 298 299 300

351

350

349

348

347

346

345

344

Mt. Con
KELLEY
2100
STEWART
1900

1702R

Mountain Con
KELLEY

2100-2
1800-B

278 279 280 281 282 283 284 285 286 287 288 289

351

350

349

348

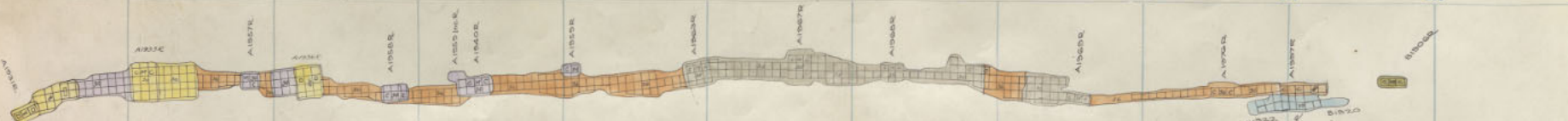
347

346

345

344

KELLEY 1600
DIAMOND 1800
DIAMOND 2000
GREEN MT. 2000
STEWARD 1700
1500 KELLEY
MT. CON 1900
MT. CON 2000
1800
MT. CON 1700



Steward 1900-4

289 290 291 292 293 294 295 296 297 298 299 300

351

350

348

347

346

345

344



2008

Mt. Con
2100

STEWART
1900

1700R

2008P

278 279 280 281 282 283 284 285 286 287 288 289

349

350

9

348

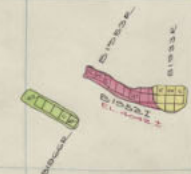
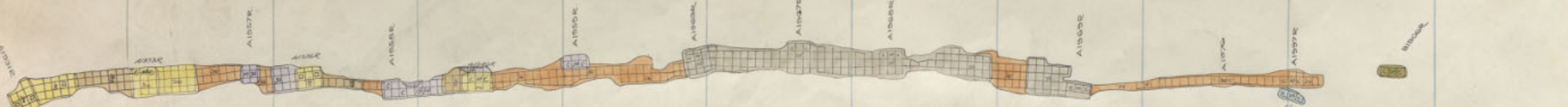
347

346

345

344

KELLEY DIAMOND 1600
DIAMOND 1800
GREEN MT. 2000
1500 STEWARD KELLEY
MT. CON 2100
MT. CON 2000
MT. CON 1800
MT. CON 1700



289 290 291 292 293 294 295 296 297 298 299 300

351

350

348

347

346

345

344



from 2nd
2200?

21025

21027

1702K

STEWART
1900

289 290 291 292 293 294 295 296 297 298 299 300

351

350

349

348

347

346

345

344

1700
CAP MONEY
1792K



STEWART
1900

1900
Mt. Con 1700
Mt. Con 1800
Mt. Con 1900
Mt. Con 2000
Mt. Con 2100
Steward 1700
1500
Kelley
4
Green Mt. 2000
Diamond 1800
Diamond 2000
Kelley 1600



289 290 291 292 293 294 295 296 297 298 299

351

350

349

348

347

346

345

344

STEWART
1900



KELLEY 1800-4
KELLEY 1700 SILL
ELEV. TOPTIE 4019.73

289 290 291 292 293 294 295 296 297 298 299 300

351

350

349

348

347

346

345

344



SEARCHED

INDEXED



B/2227

KELLEY

1800-3

278 279 280 281 282 283 284 285 286 287 288 289

351

350

349

348

347

346

345

344

KELLEY DIAMOND 1600
DIAMOND 1800
GREEN MT. 2000
STEWARD 1900
STEWARD 1700
MT. CON 2100
MT. CON 2000
MT. CON 1900
MT. CON 1800
MT. CON 1700
1700
KELLEY

289 290 291 292 293 294 295 296 297 298 299 300

351

350

349

348

347

346

345

344

KELLEY

BLANK

0
7
4

289

290

291

292

293

294

295

296

297

298

299

300

351

350

349

348

347

346

345

344

0
7
2
4

0
27
4

KELLEY DIAMOND 1600
DIAMOND 1800
GREEN MT. 2000
STEWARD 1900
STEWARD 1700
MT. CON 2100
MT. CON 2000
MT. CON 1900
MT. CON 1800
MT. CON 1700
KELLEY

278

351

350

349

348


347

346

345

344

0
27
4



1700

Mt. Con. Mt. Con.

STEWART