





40  
To  
45

VOL  
7

Q  
27






| 289 | 290 | 291 | 292 | 293 | 294 | 295 | 296 | 297 | 298 | 299 | 300 |
|-----|-----|-----|-----|-----|-----|-----|-----|-----|-----|-----|-----|
|     |     |     |     |     |     |     |     |     |     |     | 358 |
|     |     |     |     |     |     |     |     |     |     |     | 357 |
|     |     |     |     |     |     |     |     |     |     |     | 356 |
|     |     |     |     |     |     |     |     |     |     |     | 355 |
|     |     |     |     |     |     |     |     |     |     |     | 354 |
|     |     |     |     |     |     |     |     |     |     |     | 353 |
|     |     |     |     |     |     |     |     |     |     |     | 352 |
|     |     |     |     |     |     |     |     |     |     |     | 351 |
|     |     |     |     |     |     |     |     |     |     |     | 350 |

Mt. Con  
4000

Mt. Con  
4000

Mt. Con  
4100

Mt. Con  
4100



288 290 291 292 293 294 295 296 297 298 299 300

368

367

366

365

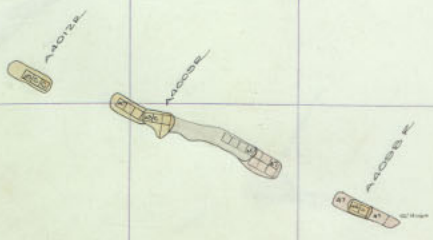
364

363

362

361

360





MT. CON  
4000

MT. CON  
4000

MT. CON  
4000

MT. CON  
4000






MT. CON  
4000

MT. CON  
4000

MT. CON  
4100

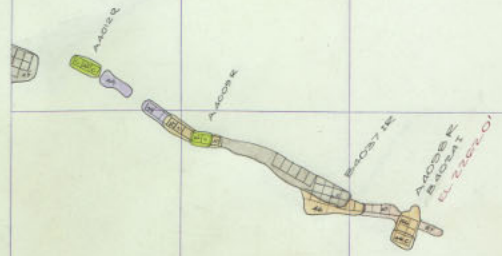
MT. CON  
4100







289 290 291 292 293 294 295 296 297 298 299 300

358  
357  
356  
355  
354  
353  
352  
351  
350



MT. CON  
4000-14  
MT. CON  
4000-14  
MT. CON  
4000-14






Mt. Con  
4000  
13

Mt. Con  
4000  
13

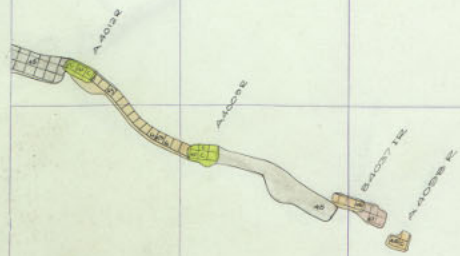
Mt. Con  
4000  
13

Mt. Con  
4000  
13




289 290 291 292 293 294 295 296 297 298 299 300

368  
367  
366  
365  
364  
363  
362  
361  
360

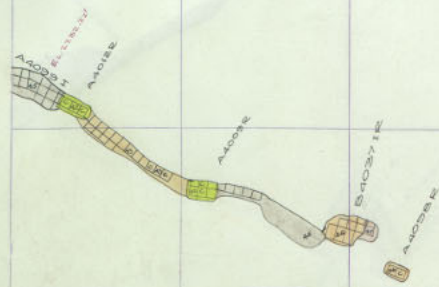


MT. CON  
4000  
MT. CON  
4000  
MT. CON  
4100  
MT. CON  
4100




289 290 291 292 293 294 295 296 297 298 299 300

368  
367  
366  
365  
364  
363  
362  
361  
360

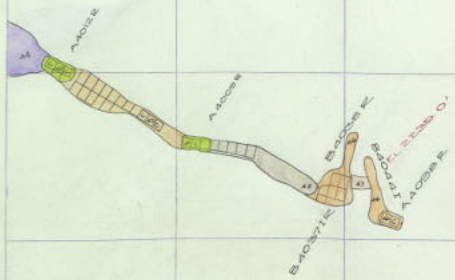







285 290 291 292 293 294 295 296 297 298 299 300

368  
367  
366  
365  
364  
363  
362  
361  
360

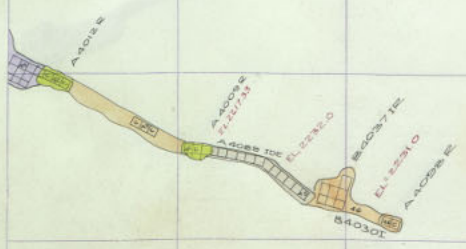


MT. CON 4000  
MT. CON 4100  
MT. CON 4200




289 290 291 292 293 294 295 296 297 298 299 300

368  
367  
366  
365  
364  
363  
362  
361  
360

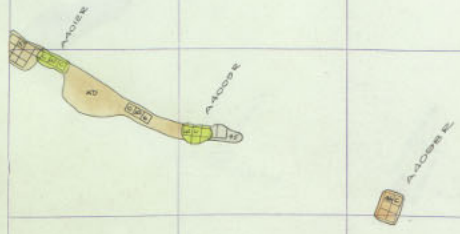


MT. CON  
4000  
MT. CON  
4000  
MT. CON  
4000




289 290 291 292 293 294 295 296 297 298 299 300

368  
367  
366  
365  
364  
363  
362  
361  
360

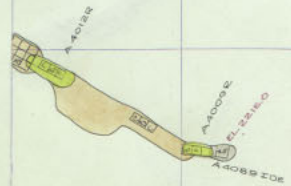


MT. CON  
4000  
MT. CON  
4100  
MT. CON




289 290 291 292 293 294 295 296 297 298 299 300

368  
367  
366  
365  
364  
363  
362  
361  
360



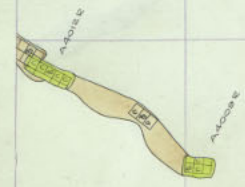
MT. CON 4000  
MT. CON 4100  
MT. CON 4200





288 293 291 292 293 294 295 296 297 298 299 300

368  
367  
366  
365  
364  
363  
362  
361  
360




Mt. Con  
4000  
11


Mt. Con  
4000  
10

Mt. Con  
4100  
9

Mt. Con  
4200  
8



MT. CON 4000-5



288

290

291

292

293

294

295

296

297

298

299

300

368

367

366

365

364

363

362

361

360

A-10212

A-10213

A-10214

A-10215


A-10215


Mt. Con 4000

Mt. Con 4000

Mt. Con 4100

Mt. Con 4200





289 290 291 292 293 294 295 296 297 298 299 300

368  
367  
366  
365  
364  
363  
362  
361  
360

A4012 E

A4009 E

A4008 E


D4002 E

MT. CON  
4000  
E 1

MT. CON  
4000  
E 1

MT. CON  
4100  
E 1

MT. CON  
4100  
E 1






MT. CON  
4000


MT. CON  
4000

MT. CON  
4100

MT. CON








MT. CON  
4500

2 MT. CON  
4400

MT. CON  
4100

MT. CON




289 290 291 292 293 294 295 296 297 298 299 300

358  
357  
356  
355  
354  
353  
352  
351  
350




Mt. Con  
4000  
Mt. Con  
4000  
Mt. Con  
4000



MOUNTAIN CON 4000 SILL

289 290 291 292 293 294 295 296 297 298 299 300


368  
367  
366  
365  
364  
363  
362  
361  
360



MT. CON  
4000  
27  
4000

MT. CON  
4100  
28  
4100

MOUNTAIN CON 4000 SILL



5 MT. CON  
2-4000

|  |  |  |  |  |  |  |  |  |  |
|--|--|--|--|--|--|--|--|--|--|
|  |  |  |  |  |  |  |  |  |  |
|  |  |  |  |  |  |  |  |  |  |
|  |  |  |  |  |  |  |  |  |  |
|  |  |  |  |  |  |  |  |  |  |
|  |  |  |  |  |  |  |  |  |  |
|  |  |  |  |  |  |  |  |  |  |
|  |  |  |  |  |  |  |  |  |  |
|  |  |  |  |  |  |  |  |  |  |
|  |  |  |  |  |  |  |  |  |  |
|  |  |  |  |  |  |  |  |  |  |

358  
357  
356  
355  
354  
353  
352  
351  
350


Mt. Com  
4100  
11/11

Mt. Com  
4100  
11/11

Mt. Com  
4100  
11/11

Mt. Com  
11/11





5 MT. CON  
4000

MT. CON  
4200-35  
4200-B11

288 289 290 291 292 293 294 295 296 297 298 299 J.D.

358  
357  
356  
355  
354  
353  
352  
351  
350

4300-4320  
4320-4340  
4340-4360  
4360-4380  
4380-4400

4300-4320

4300-4320

4300-4320

Mt. Con 4100-18


Mt. Con 4100-18

Mt. Con 4100-18

Mt. Con 4100-18

Mt. Con 4100-18

278 279 280 281 282 283 284 285 286 287 288 289



5 MT. CON  
of  
4000

350  
MT. CON 4200-34  
4200-B-10

290

291

292

293

294

295

296

297

298

299

300

368

367

366

365

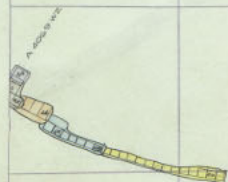
364

363

362

361

360



A 1000 ft




SHARK

MT CON 4100-17

MT CON 4100-17


MT CON 4100-17

MT CON



5 MT. CON  
of 4000

Mt. Con  
4200-33  
4200-B9




Mt. Con 4100-16

Mt. Con 4100-16

Mt. Con 4100-16

Mt. Con

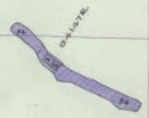
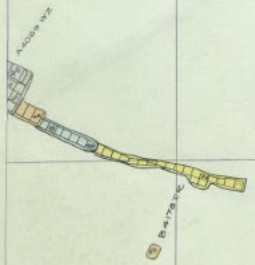


MT. CON  
4000

MT. CON 4200-32  
4200-B8

288 289 290 291 292 293 294 295 296 297 298 299 300

368  
367  
366  
365  
364  
363  
362  
361  
360



MT CON  
4100  
15


MT CON  
4100  
15

MT CON  
4100  
15

MT CON



278 279 280 281 282 283 284 285 286 287 288 289

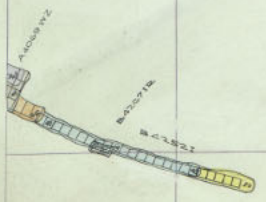


5 MT. CON  
of 4000

350 Mt. CON 4200-31  
4200-B7

288 289 290 291 292 293 294 295 296 297 298 299 300

358  
357  
356  
355  
354  
353  
352  
351  
350



BOSTON



BOSTON



MT. CON 4100-14


MT. CON  
4500  
17

MT. CON  
4400  
18

MT. CON  
4100  
19

MT. CON  
10-27

278 279 280 281 282 283 284 285 286 287 288 289

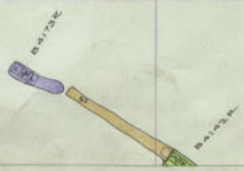
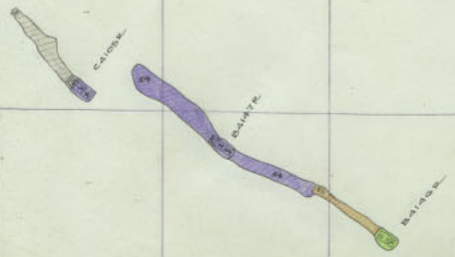
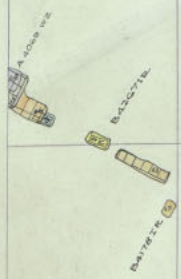


MT. CON  
4000

360 Mt. Con 4200-30  
4200-BG


289 290 291 292 293 294 295 296 297 298 299 300


368  
367  
366  
365  
364  
363  
362  
361  
360



Mt. Con 4100  
Mt. Con 4100  
Mt. Con 4100  
Mt. Con

MT. CON  
4200






Mt. Con 4100-12

Mt. Con  
4500  
11

Mt. Con  
4400  
11


Mt. Con  
4100  
11

Mt. Con  
4100  
11



MT. CON  
 4000

Mt. Con 4200-28  
 4200-B4




Mt. Con  
4100  
E. 27

Mt. Con  
4100  
N. 27

Mt. Con  
4100  
S. 27


Mt. Con  
4100  
W. 27





MT. CON  
4200

MT. CON 4200-27  
4200-B3



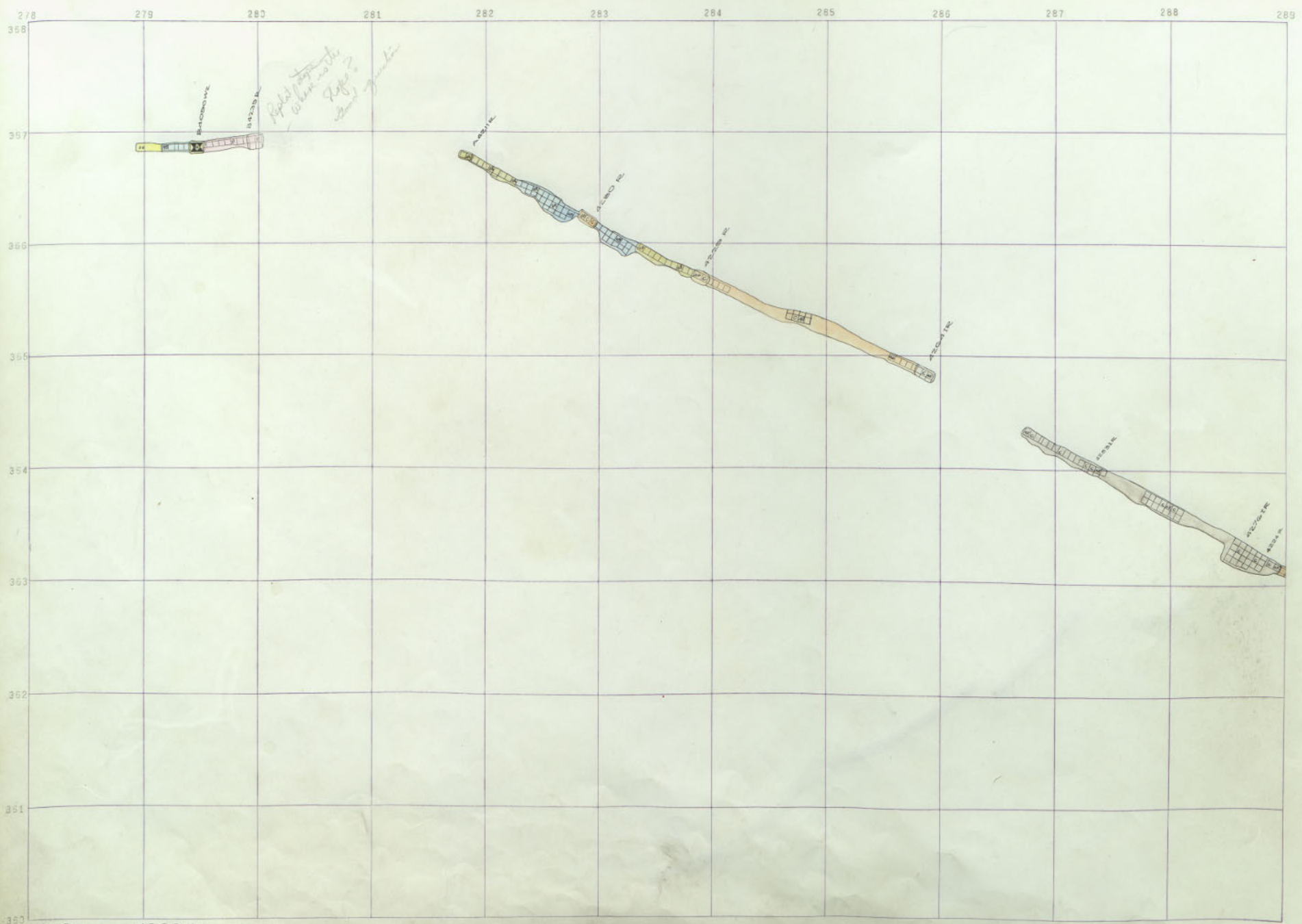
Mt. Con 4100-10

Mt. Con  
4500  
1.7

Mt. Con  
4500  
1.7

Mt. Con  
4100

Mt. Con

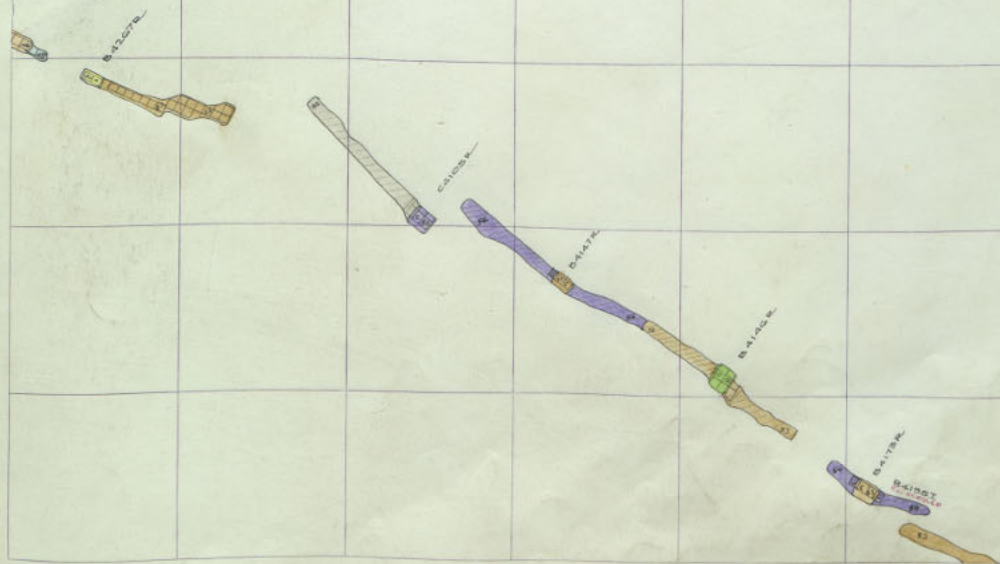


Point of contact  
between units  
Refer to  
sketch opposite  
down gradient

MT. CON  
4200

289 290 291 292 293 294 295 296 297 298 299 300

368  
367  
366  
365  
364  
363  
362  
361  
360




Mt. Con  
4100  
1-17

Mt. Con  
4100  
1-17

Mt. Con  
4100  
1-17

Mt. Con  
1-17

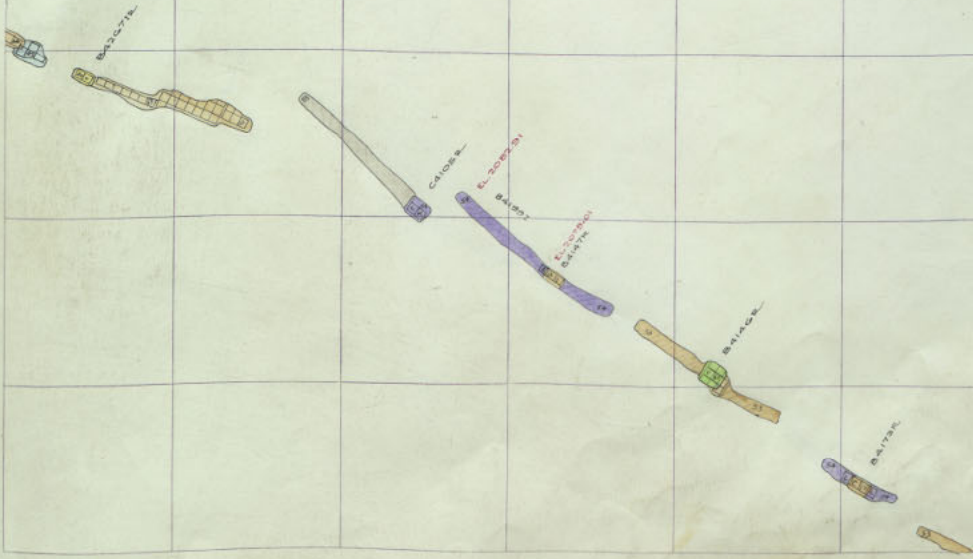


MT. CON  
4200

Mt. CON  
4200-25  
4200-B-1


289 290 291 292 293 294 295 296 297 298 299 300

368  
367  
366  
365  
364  
363  
362  
361  
360




MT CON 4100-8

MT CON 4100-8  
MT CON 4100-8  
MT CON 4100-8  
MT CON 4100-8



MT. CON  
4200

Mt. Con 4200-24  
4200-B



MT. CON 4100-7

MT. CON  
4100  
7


MT. CON  
4100

MT. CON  
4100

MT. CON



278 279 280 281 282 283 284 285 286 287 288 289

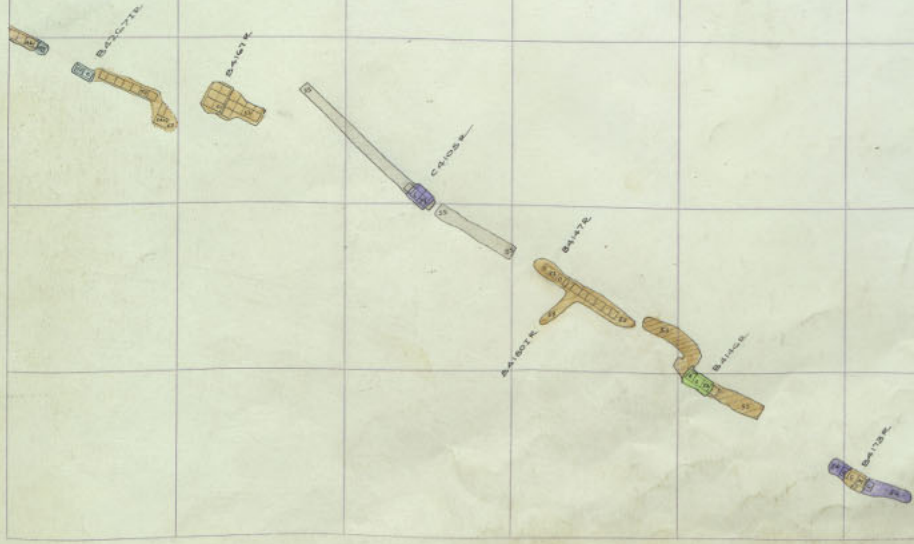


MT CON  
4200

360  
MT CON BLANK  
" " 4200-A11

289 290 291 292 293 294 295 296 297 298 299 300

368  
367  
366  
365  
364  
363  
362  
361  
360



Mt. Con 4200 A-11  
Mt. Con 4100-G


Mt. Con 4500  
A-11

Mt. Con 4500  
A-11

Mt. Con 4100  
G-11

Mt. Con  
G-11

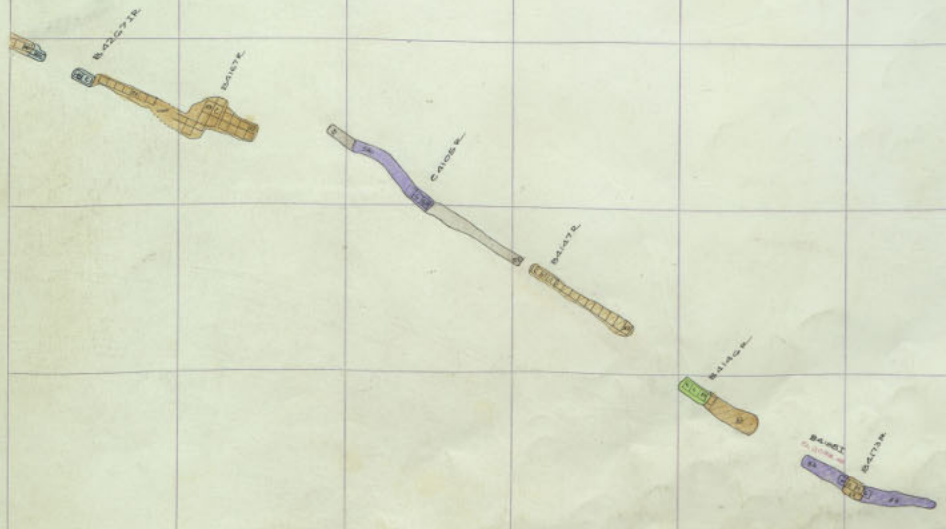
MT. CON  
4000



MT. CON  
4200-23  
4200-A10

289 290 291 292 293 294 295 296 297 298 299 300

308  
307  
306  
305  
304  
303  
302  
301  
300




Mt CON 4200 A10  
Mt CON 4100-5

Mt CON  
4200  
A10

Mt CON  
4100  
A10

Mt CON

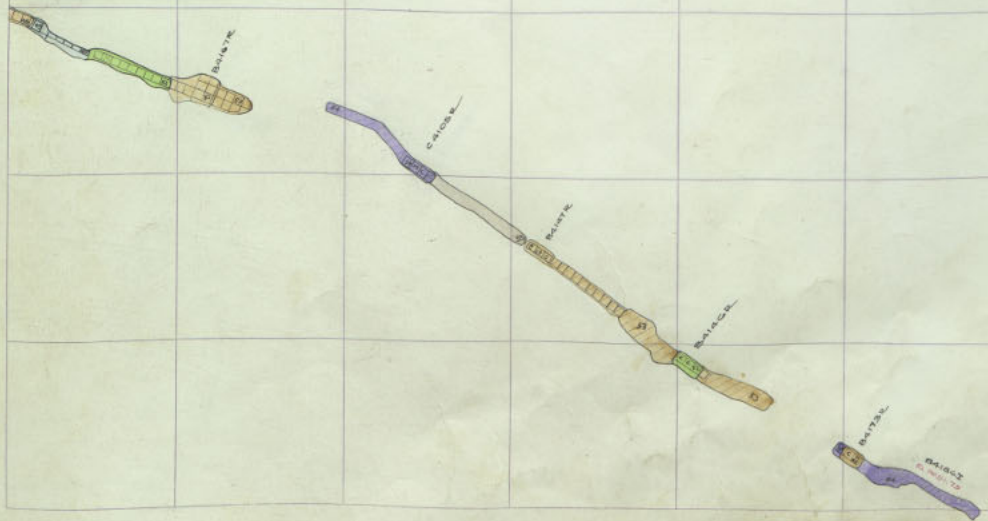
MT CON  
4000



MT CON 4200-22  
4200-A-9

289 290 291 292 293 294 295 296 297 298 299 300

368  
367  
366  
365  
364  
363  
362  
361  
360




Mt. CON 4200-A9  
Mt. CON 4100-4

Mt. CON  
4200-A9

Mt. CON  
4100-4

Mt. CON

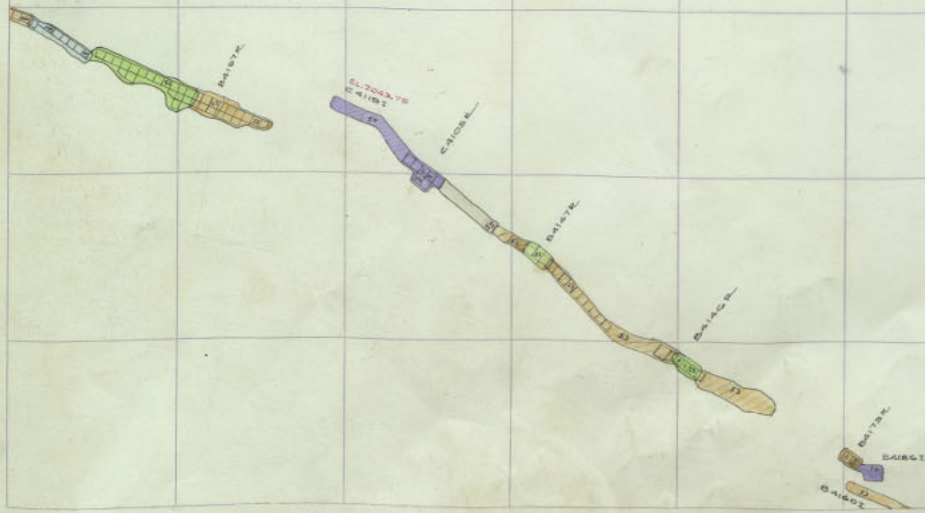
MT. CON  
4000



MT. CON  
4200-21  
4200-A-8

289 290 291 292 293 294 295 296 297 298 299 300

368  
367  
366  
365  
364  
363  
362  
361  
360




Mt. CON 4200-A8  
Mt. CON 4100-3

Mt. CON 4500  
Mt. CON 4400  
Mt. CON 4100  
Mt. CON



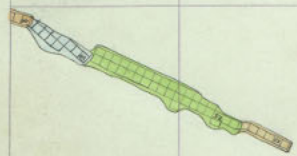
MT. CON  
4000



MT. CON 4200-20  
4200-A7

289 290 291 292 293 294 295 296 297 298 299 300

358  
357  
356  
355  
354  
353  
352  
351  
350




Mt. Con 4200-A-7  
Mt. Con 4100-2

Mt. Con 4200-A-7

Mt. Con 4100-2

Mt. Con 4100-2

Mt. Con

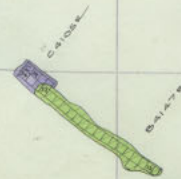
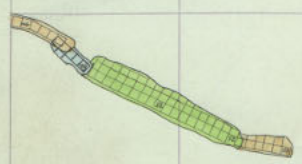


MT CON  
4200

MT CON 4200-19  
4200-A-G

289 290 291 292 293 294 295 296 297 298 299 300

368  
367  
366  
365  
364  
363  
362  
361  
360



CALDERA



CALDERA



CALDERA

Mt. Con 4200-A-G  
Mt. Con 4100-1


Mt. Con 4200-A-G

Mt. Con 4100-1

Mt. Con 4100-1

Mt. Con

MT. CON  
4000




MT. CON 4200-18  
4200-A-5




MT. CON  
4100

MT. CON  
4100



Mt. Con 4200-17  
4200-A4



MT CON 4200-A-4  
 MT CON 4200-17


MT CON  
 4200  
 A-4

MT CON  
 4200  
 A-4

MT CON  
 4200



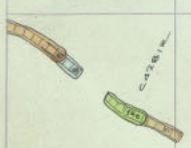
MT. CON  
4100  
4000



MT. CON 4200-16  
4200-A3

289 290 291 292 293 294 295 296 297 298 299 300

368  
367  
366  
365  
364  
363  
362  
361  
360



C-281



C-282

H-283


D-284

Mt. Con 4200-A-3  
Mt. Con 4200-16

Mt. Con  
4200  
A-3

Mt. Con  
4200  
A-3

Mt. Con  
4200  
A-3



MT. CON  
4100

MT. CON  
4100

MT. CON 4200-15  
4200-A2

289 290 291 292 293 294 295 296 297 298 299 300

308  
367  
366  
365  
364  
363  
362  
361  
360

Castles

4227  
4228  
4229

4226

4225


MT CON 4200-A-2  
MT CON 4200-15

MT CON  
4200  
A-2

MT CON  
4200  
A-2


MT CON

360



5 MT. CON  
 4100

MT. CON 4200-14  
 4200-A1




MT. CON 4200-A-1  
 MT. CON 4200-14

MT. CON  
 4500  
 17


MT. CON  
 4400  
 18

MT. CON  
 4300  
 19

5 MT. CON  
4100



MT. CON 4200 - 13  
MT. CON 4200 - A



Mt. Con  
4500  
11

Mt. Con  
4500  
11

Mt. Con  
4500  
11

Mt. Con 4200-A  
Mt. Con 4200-13



|     |     |     |     |     |     |     |     |     |     |     |     |     |
|-----|-----|-----|-----|-----|-----|-----|-----|-----|-----|-----|-----|-----|
| 368 | 278 | 279 | 280 | 281 | 282 | 283 | 284 | 285 | 286 | 287 | 288 | 289 |
| 367 |     |     |     |     |     |     |     |     |     |     |     |     |
| 366 |     |     |     |     |     |     |     |     |     |     |     |     |
| 365 |     |     |     |     |     |     |     |     |     |     |     |     |
| 364 |     |     |     |     |     |     |     |     |     |     |     |     |
| 363 |     |     |     |     |     |     |     |     |     |     |     |     |
| 362 |     |     |     |     |     |     |     |     |     |     |     |     |
| 361 |     |     |     |     |     |     |     |     |     |     |     |     |
| 360 |     |     |     |     |     |     |     |     |     |     |     |     |

Blank

MT. CON.  
4100

MT. CON.  
4100


| 289 | 289 | 290 | 291 | 291 | 291 | 295 | 296 | 297 | 298 | 299 | 300 |
|-----|-----|-----|-----|-----|-----|-----|-----|-----|-----|-----|-----|
|     |     |     |     |     |     |     |     |     |     |     | 368 |
|     |     |     |     |     |     |     |     |     |     |     | 367 |
|     |     |     |     |     |     |     |     |     |     |     | 366 |
|     |     |     |     |     |     |     |     |     |     |     | 365 |
|     |     |     |     |     |     |     |     |     |     |     | 364 |
|     |     |     |     |     |     |     |     |     |     |     | 363 |
|     |     |     |     |     |     |     |     |     |     |     | 362 |
|     |     |     |     |     |     |     |     |     |     |     | 361 |
|     |     |     |     |     |     |     |     |     |     |     | 360 |

Blank.

MT CON  
4500  
7 1/2

MT CON  
4500  
N

MT CON  
9-27


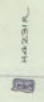
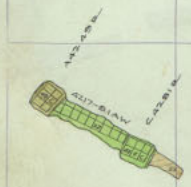


MT. CON  
4100

MT. CON  
4100

289 290 291 292 293 294 295 296 297 298 299 300


358  
357  
356  
355  
354  
353  
352  
351  
350



Mt Con  
4500  
L-7

Mt Con  
4500  
L-7

Mt Con



MT. CON  
4100

MT. CON  
4100

289 290 291 292 293 294 295 296 297 298 299 300

358  
357  
356  
355  
354  
353  
352  
351  
350




Mt Con  
4200-11


Mt Con  
4200-11

Mt Con  
4200-11

MT. CON  
4100

MT. CON  
4100






Mt. Con  
4200  
10

Mt. Con  
4200  
10

Mt. Con  
4200  
10

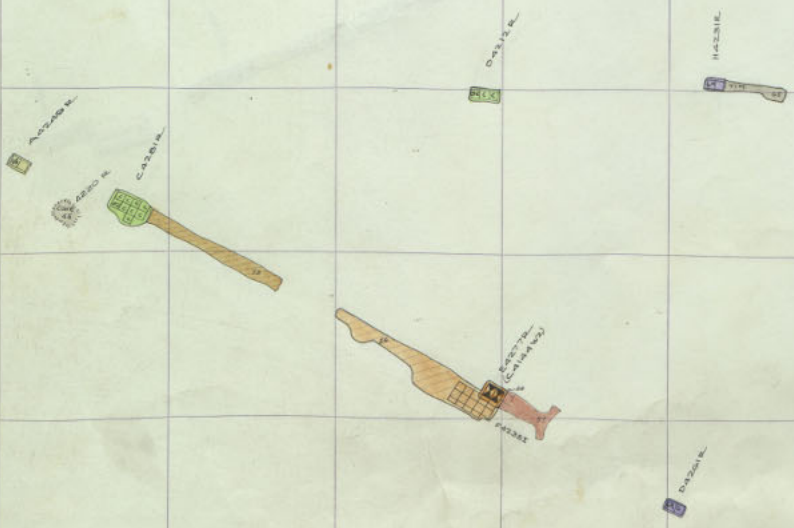


MT. CON  
4100




289 290 291 292 293 294 295 296 297 298 299 300

368  
367  
366  
365  
364  
363  
362  
361  
360



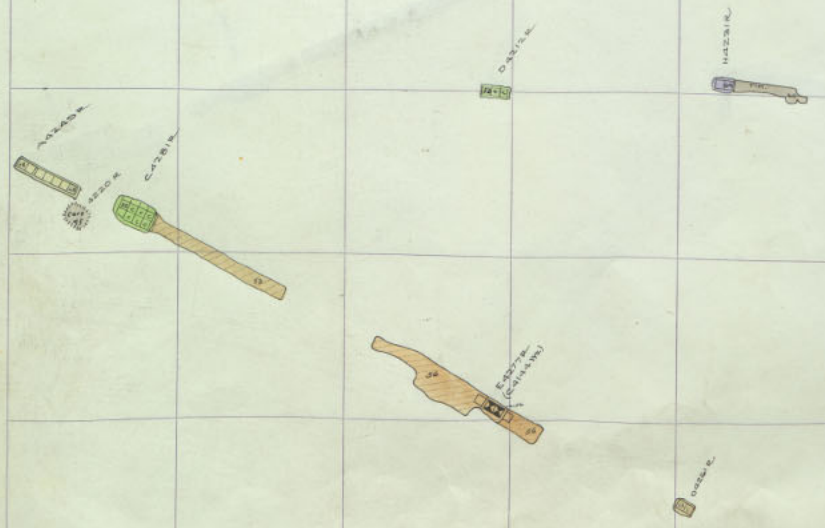
Mt. Con 4200-9  
Mt. Con 4200-9  
Mt. Con 4200-9

MT. CON  
4100



289 290 291 292 293 294 295 296 297 298 299 300

308  
307  
306  
305  
304  
303  
302  
301  
300





Mt Con 4200-8

Mt Con 4200-8

Mt Con 4200-8

MT. CON  
4100






Mt Con  
4200-7


Mt Con  
4200-7

Mt Con  
4200-7



MT. CON  
4100

MT. CON  
4100




Mt. Con  
4500  
354

Mt. Con  
4400  
352

Mt. Con  
351

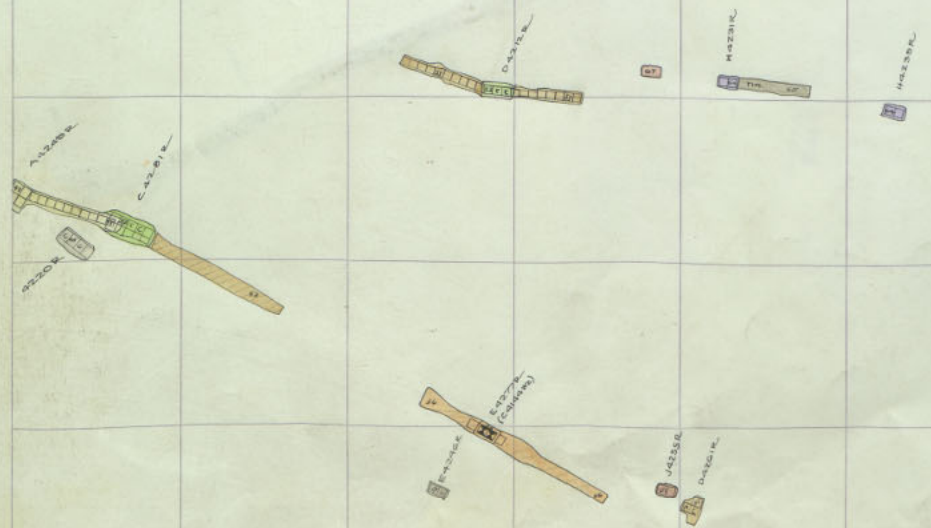


MT. CON  
4100



289 290 291 292 293 294 295 296 297 298 299 300

358  
357  
356  
355  
354  
353  
352  
351  
350



Mt Con 4200-5

Mt Con 4500

Mt Con 4400

Mt Con



288 289 290 291 292 293 294 295 296 297 298 299 300

368  
367  
366  
365  
364  
363  
362  
361  
360




Mt. Con 4500

Mt. Con 4400

Mt. Con

MT. CON  
4100






MT. CON 4500 44


MT. CON 4400 44

MT. CON 441



MT. CON  
4200

MT. CON  
4200




MT. CON  
4500  
14

MT. CON  
4400  
14

MT. CON






MT. CON  
4200

MT. CON  
42100

Mt. Con 4200-1

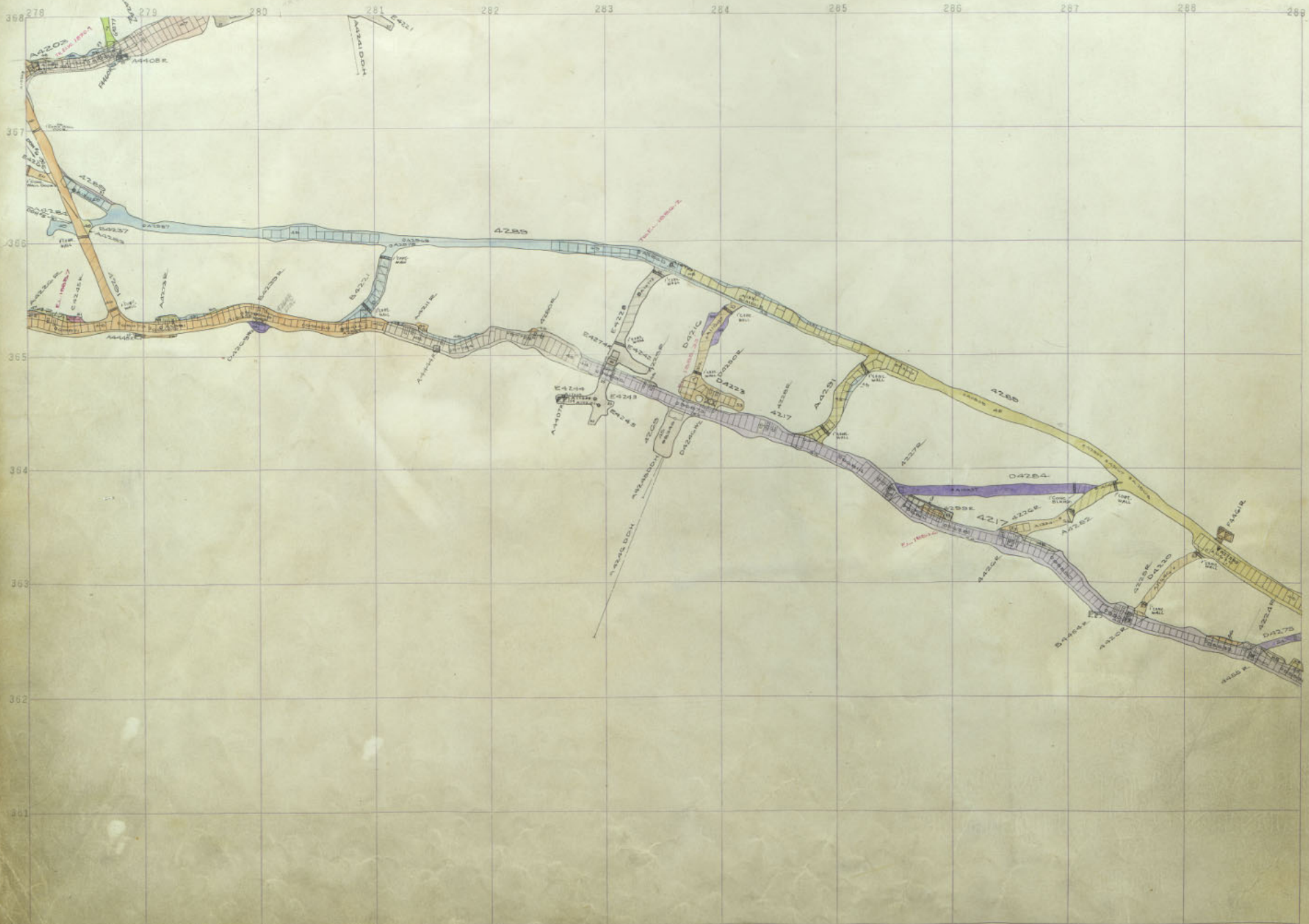


MT CON 4200-1

MT CON 4500 14

MT CON 4400 14

MT CON 4300 14



5 MT. CON  
4400

5 MT. CON  
44100

289 290 291 292 293 294 295 296 297 298 299 300

368

367

366

365

364

363

362

361



MT. CON 4500

MT. CON 4400

MT. CON 4200

Mt. Con 4200 Sill

368 278 279 280 281 282 283 284 285 286 287 288 289

367

366

365

364

363

362

361

MT. CON  
4200

MT. CON  
42100

MT. CON  
4200


|  |  |  |  |  |  |  |  |  |  |  |
|--|--|--|--|--|--|--|--|--|--|--|
|  |  |  |  |  |  |  |  |  |  |  |
|  |  |  |  |  |  |  |  |  |  |  |
|  |  |  |  |  |  |  |  |  |  |  |
|  |  |  |  |  |  |  |  |  |  |  |
|  |  |  |  |  |  |  |  |  |  |  |
|  |  |  |  |  |  |  |  |  |  |  |
|  |  |  |  |  |  |  |  |  |  |  |
|  |  |  |  |  |  |  |  |  |  |  |
|  |  |  |  |  |  |  |  |  |  |  |
|  |  |  |  |  |  |  |  |  |  |  |

368  
367  
366  
365  
364  
363  
362  
361  
360

MT 4500  
17

MT 4400  
18

278 279 280 281 282 283 284 285 286 287 288 289



MT. CON 4400  
MT. CON 4410  
MT. CON 4420

289 290 291 292 293 294 295 296 297 298 299 300

368  
367  
366  
365  
364  
363  
362  
361  
360

FRASER  
15

GRIZZLE  
5

GRIZZLE  
15

FRASER  
20 25

FRASER  
25


GRIZZLE  
5

GRIZZLE  
5

MT. CON  
4500  
17

MT. CON  
4400  
17






MT. CON  
4400

MT. CON  
44100

MT. CON

Mt. Con 4400-16



MT. CON  
4500  
14

MT. CON  
4400  
16



289 290 291 292 293 294 295 296 297 298 299 300

368  
367  
366  
365  
364  
363  
362  
361  
360

74805 N  
40000

44211C  
a vessel

44211C  
40000


40000

40000  
44211C  
40000

MT CON 4400-15


MT CON 4400-15





MT CON  
4400  
14

MT CON  
4400  
14



Mt. Con 4400-13

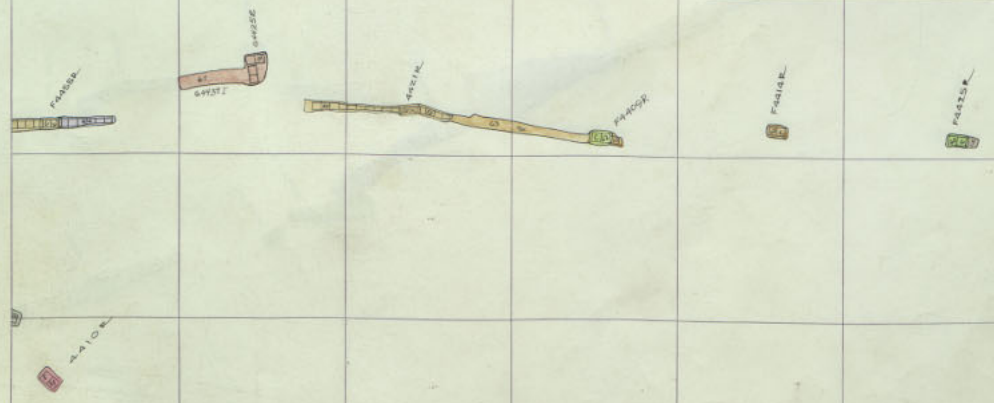
Mt. Con 4400

Mt. Con 4400

Mt. Con


289 290 291 292 293 294 295 296 297 298 299 300

357  
356  
355  
354  
353  
352  
351  
350



Mt. Con 4500  
M. J.  
Mt. Con 4400  
M. J.





Mt. Con 4400-12

Mt. Con 4400-12

Mt. Con 4400-12

289 290 291 292 293 294 295 296 297 298 300

357

355

355

354

353

352

351

350

FAISSK  
[Handwritten notes and symbols]

FAISSK  
[Handwritten notes and symbols]

FAISSK  
[Handwritten notes and symbols]


FAISSK  
[Handwritten notes and symbols]

FAISSK  
[Handwritten notes and symbols]

FAISSK  
[Handwritten notes and symbols]

MT. CON  
4400  
12

MT. CON  
4400  
12



MT. CON  
4400  
MT. CON  
4400  
MT. CON

289 290 291 292 293 294 295 296 297 298 299 300

357

356

355

354

353

352

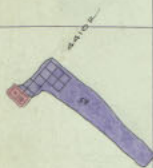
351

350




PASS

PASS



Mt. Con 4500 1 2 3

Mt. Con 4400 1 2 3




9-27  
 MT. CON  
 4400-10  
 4400-10  
 4400-10

289 290 291 292 293 294 295 296 297 298 299 300

367  
366  
365  
364  
363  
362  
361  
360



MT Con 4500  
MT Con 4400



MT. CON  
4400

MT. CON  
4100

MT. CON

Mt. Con 4400-9

289 290 291 292 293 294 295 296 297 298 299 300

357

356

355

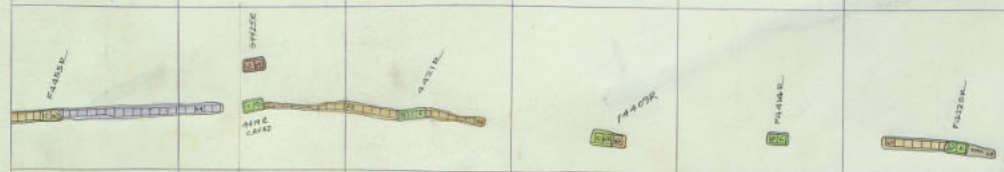
354

353

352

351

350



Mt. Con 4500 7

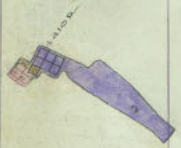
Mt. Con 4400 10






289 290 291 292 293 294 295 296 297 298 299 300

357  
356  
355  
354  
353  
352  
351  
350



MT CON 4400-8

MT CON 4400-8




MT. CON 4400-7

Mt. CON 4400-7


289 290 291 292 293 294 295 296 297 298 299 300

367  
366  
365  
364  
363  
362  
361  
360



MT. CON 4500-7

MT. CON 4400-7



MT. CON 4400-6  
 MT. CON 4400-6  
 MT. CON 4400-6

Mt. Con 4400-6

288 290 291 292 293 294 295 296 297 298 299 300

367

366

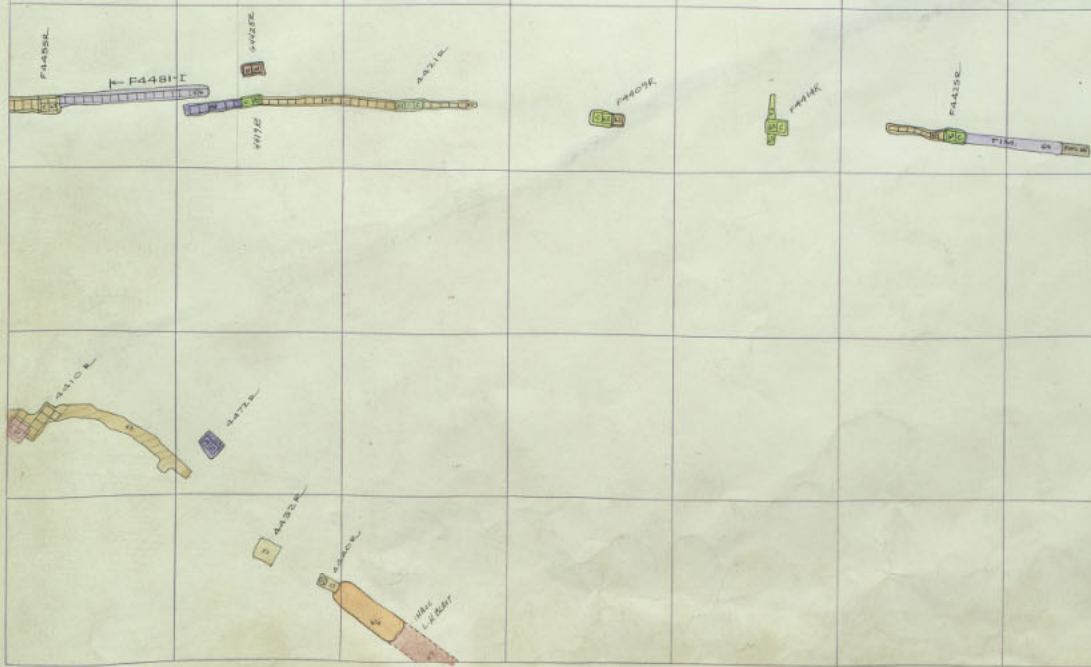
365

364

363


362

361



MT CON 4400 7

MT CON 4400 8



Mt. Con 4400-5

9 27  
 MT. CON  
 4400-5  
 44100

289 290 291 292 293 294 295 296 297 298 299 300

367

356

355

354

353

352

341

330



MT. CON 4400 7

MT. CON 4400 8





289 290 291 292 293 294 295 296 297 298 299 300

367

366

355

354

353

352


351

350




MT CON 4500 74


MT CON 4400 74



2.7  
 MT. CON  
 4400-3



MT. CON  
4500  
7  
7  
MT. CON  
4400  
7  
7



Mt Con 4400-2

MT. CON  
 4400-2  
 MT. CON  
 4400-2  
 MT. CON

289 293 291 292 299 254 255 256 297 298 299

357

356

355

354

353

352


351

350



MT CON 4500

MT CON 4400



MT. CON  
 4400  
 MT. CON  
 4400  
 MT. CON  
 4400

289 290 291 292 293 294 295 296 297 298 299 300

367

366

365

364

363

362

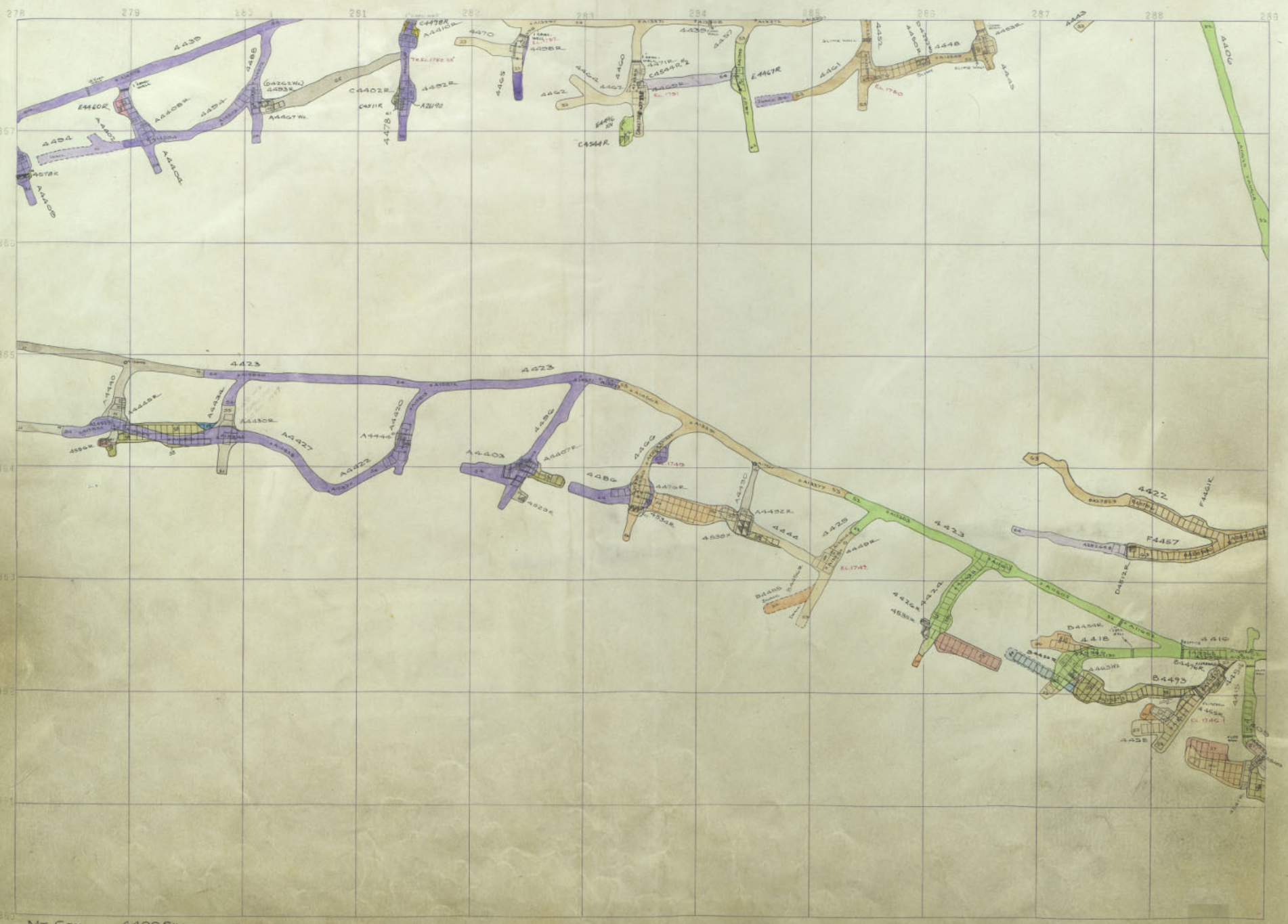
361



MT CON  
4400  
7

MT CON  
4400  
10

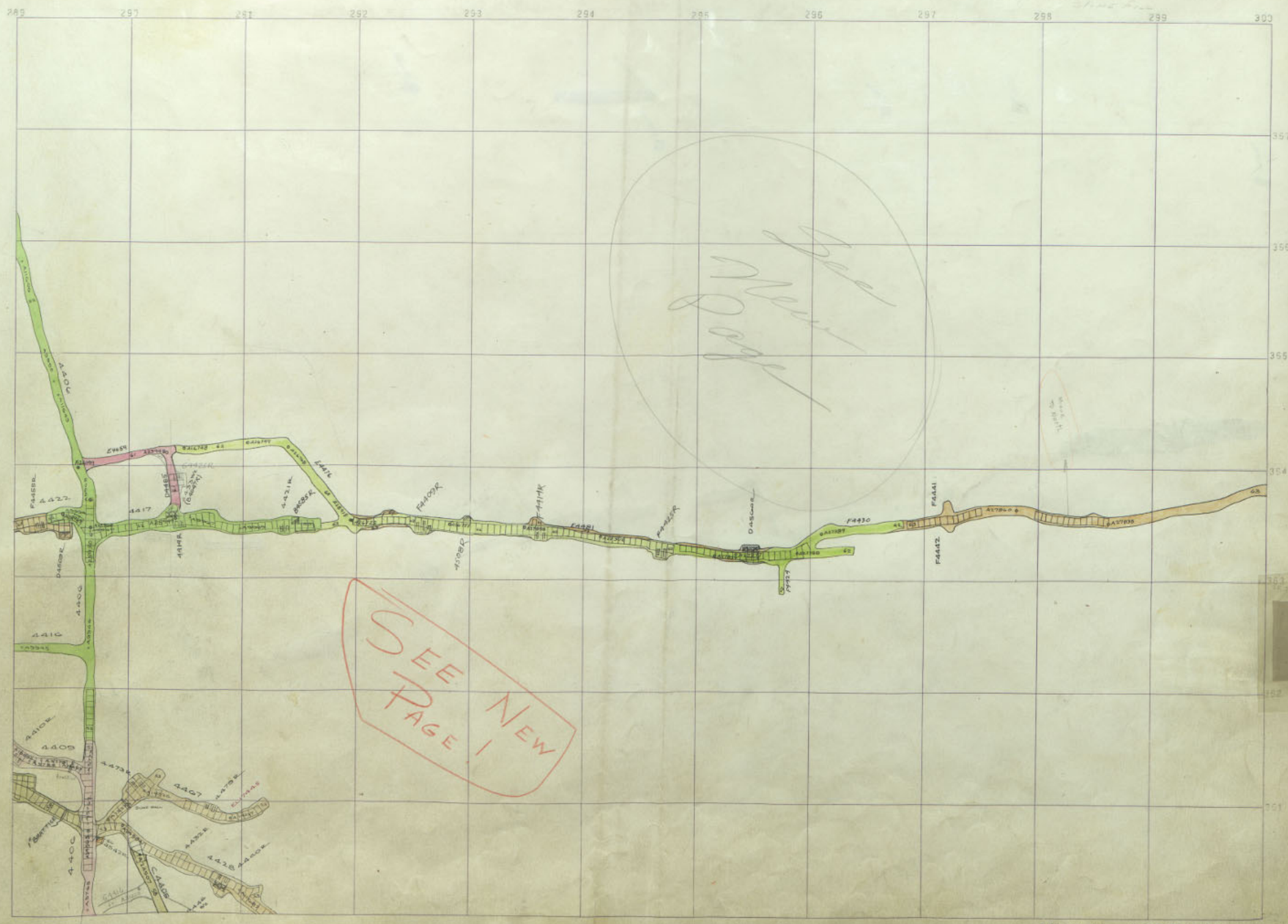




MT. CON  
MT. CON  
MT. CON

Mt Con 4400 SILL

Original Parcel map submitted  
This one



SEE NEW PAGE!

see New page

Mt. Con 4500

Mt. Con 4400

278 279 280 281 282 283 284 285 286 287 288 289

357  
4570

355

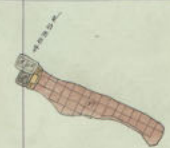
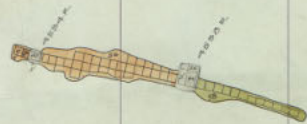
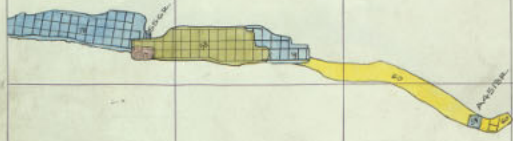
355

354

352

351

*Pop*  
*Pop*  
*Pop*  
↑



4570

4570

4570

4570

4570

4570

4570

4570

4570

4570

4570

MT. CON  
4400

MT. CON  
4410


MT. CON



MT. CON  
4400

MT. CON  
4500

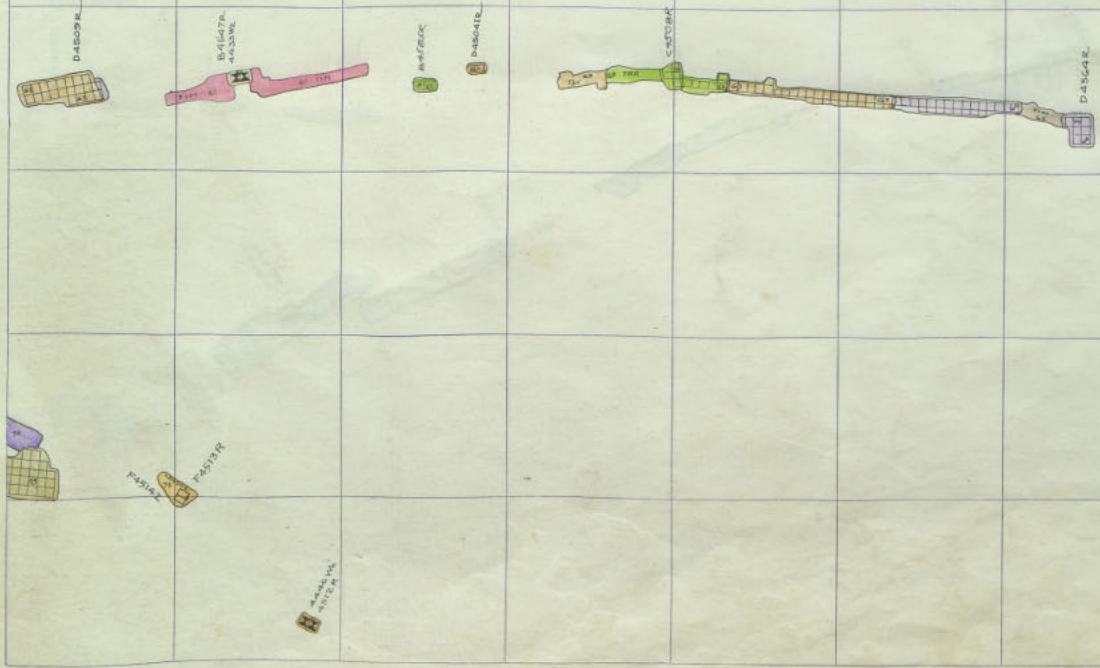
MT. CON




289 290 291 292 293 294 295 296 297 298 299 300

368  
367  
366  
365  
364  
363  
362  
361  
360


MT. CON  
4500  
17






MT. CON 4400  
MT. CON 4400  
MT. CON

Mt Con 4500-16




4500  
 4500  
 4500





MT. CON. 4400  
 MT. CON. 4400  
 MT. CON. 4400





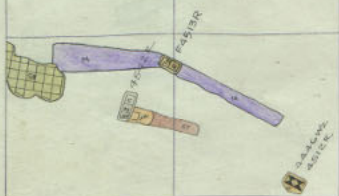
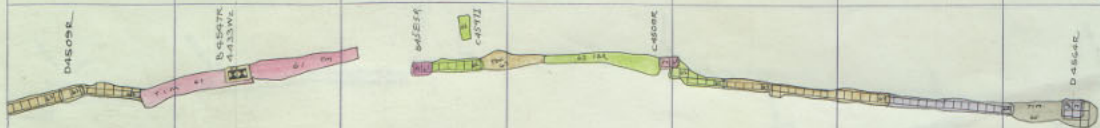
MT. CON 4400  
 MT. CON 4400  
 MT. CON 4400






289 290 291 292 293 294 295 296 297 298 299 300

368  
367  
366  
365  
364  
363  
362  
361  
360



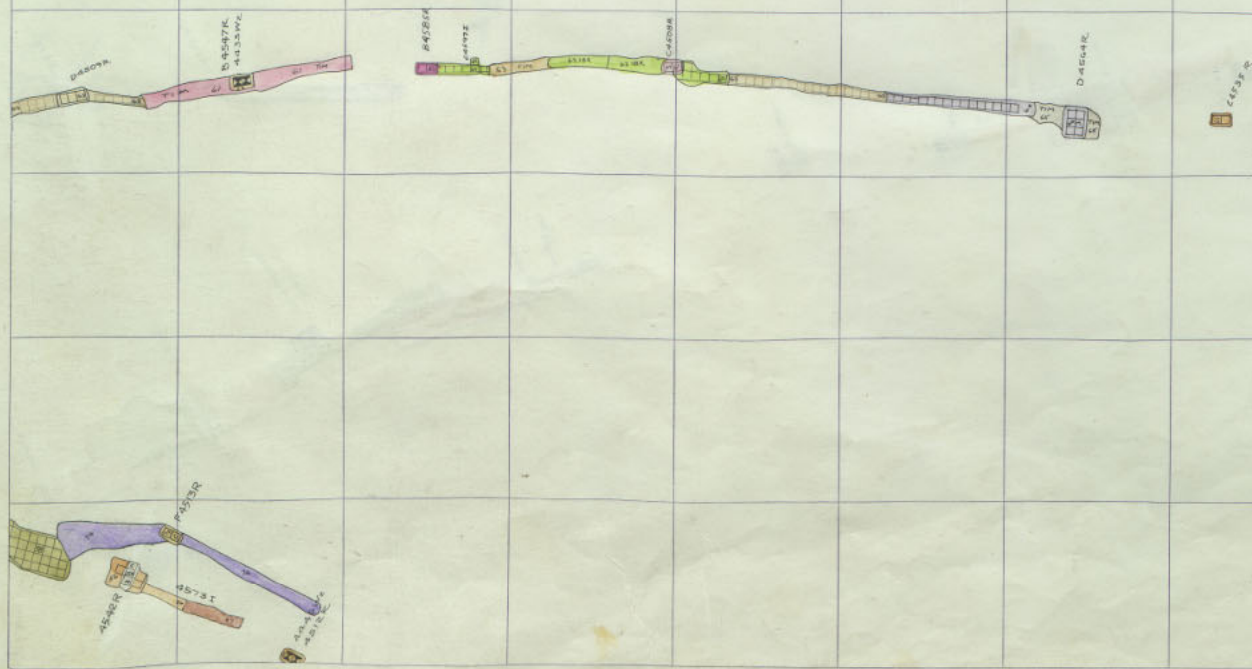
MT CON  
4500  
SHEET 7



MT CON 4400  
 27  
 MT CON


289 290 291 292 293 294 295 296 297 298 299 300

368  
367  
366  
365  
364  
363  
362  
361  
360



MT. CON  
4500  
12

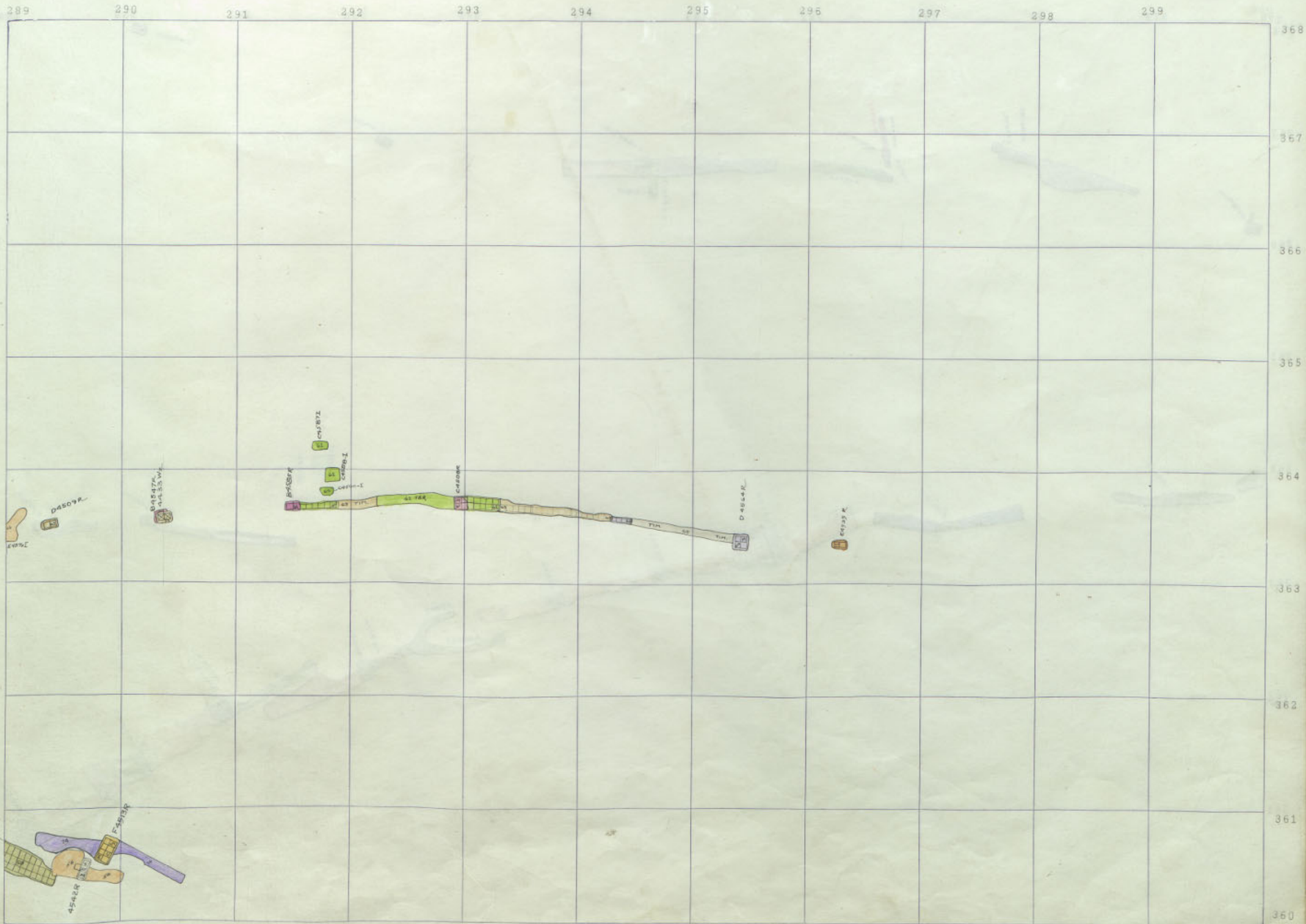





MT CON 4400  
 MT CON 4400  
 MT CON 4400







Mt. Con  
4500  
M.L. 7

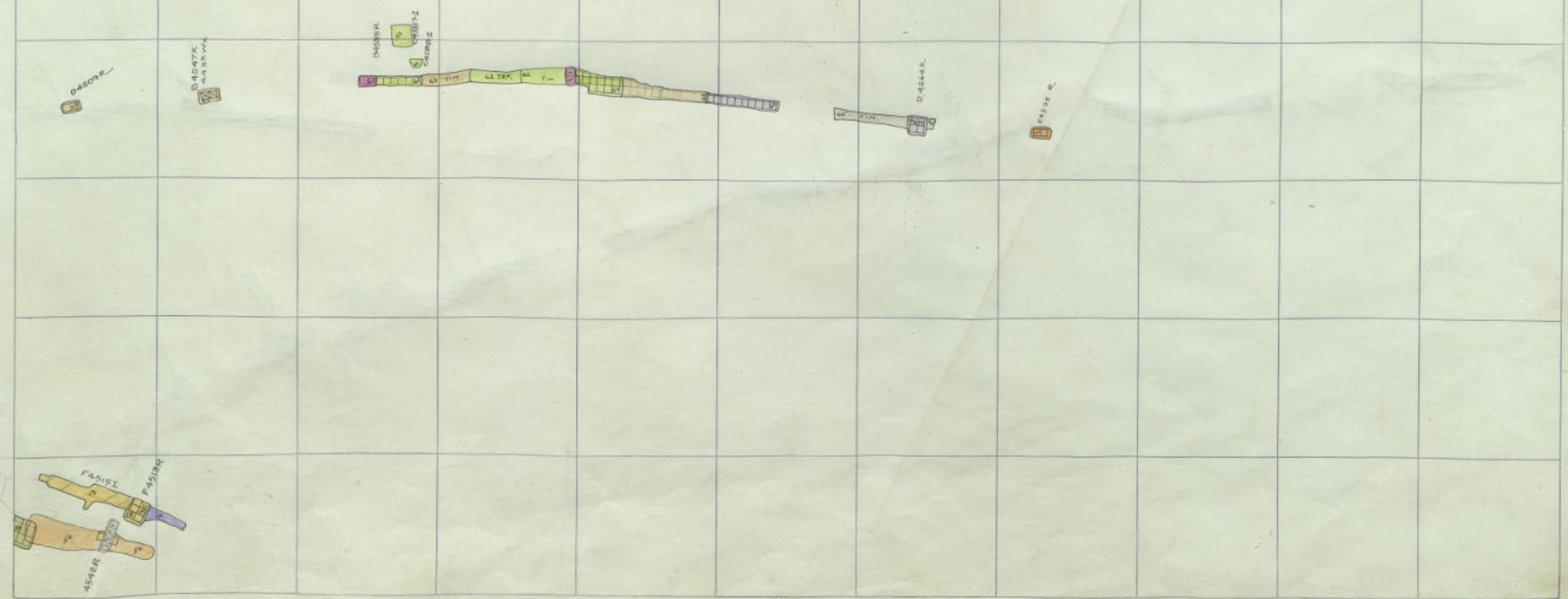



MT. CON 4400  
 MT. CON 4400  
 MT. CON 4400

289 290 291 292 293 294 295 296 297 298 299 300

368  
367  
366  
365  
364  
363  
362  
361  
360

Mt. Con  
4500  
2.47





MT CON 4500-8  
 MT CON 4500-8  
 MT CON 4500-8



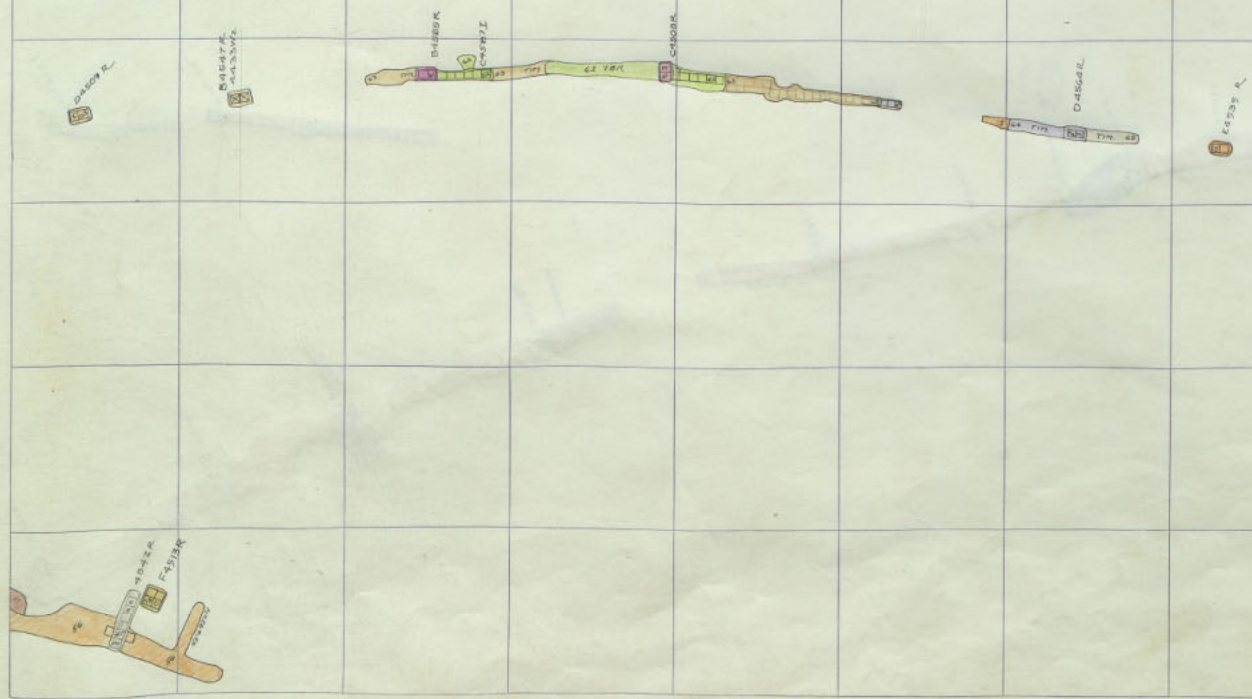





289 290 291 292 293 294 295 296 297 298 299 300

368  
367  
366  
365  
364  
363  
362  
361  
360

MT CON  
4500  
7



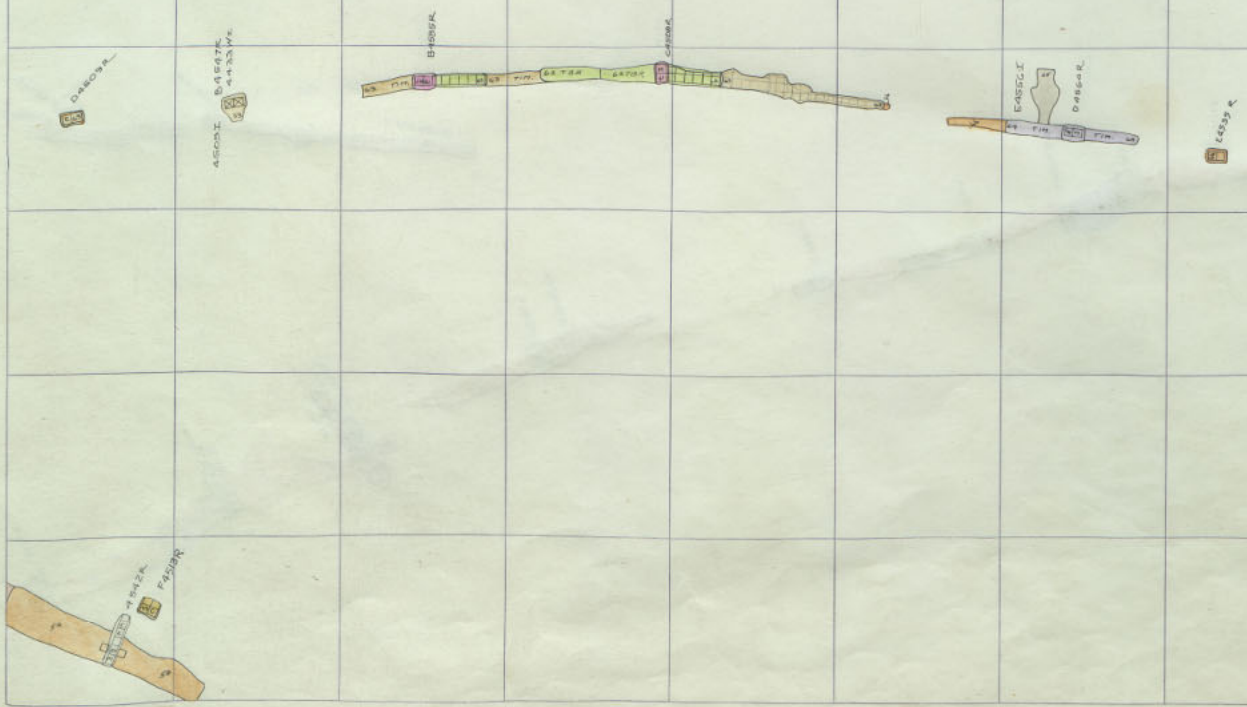


MT. CON. 4400  
 MT. CON. 4400  
 MT. CON. 4400

289 290 291 292 293 294 295 296 297 298 299 300

368  
367  
366  
365  
364  
363  
362  
361  
360

MT CON  
4500  
J 47  
Mt 7



















MT. CON  
4500  
SHEET 3

278 279 280 281 282 283 284 285 286 287 288 289

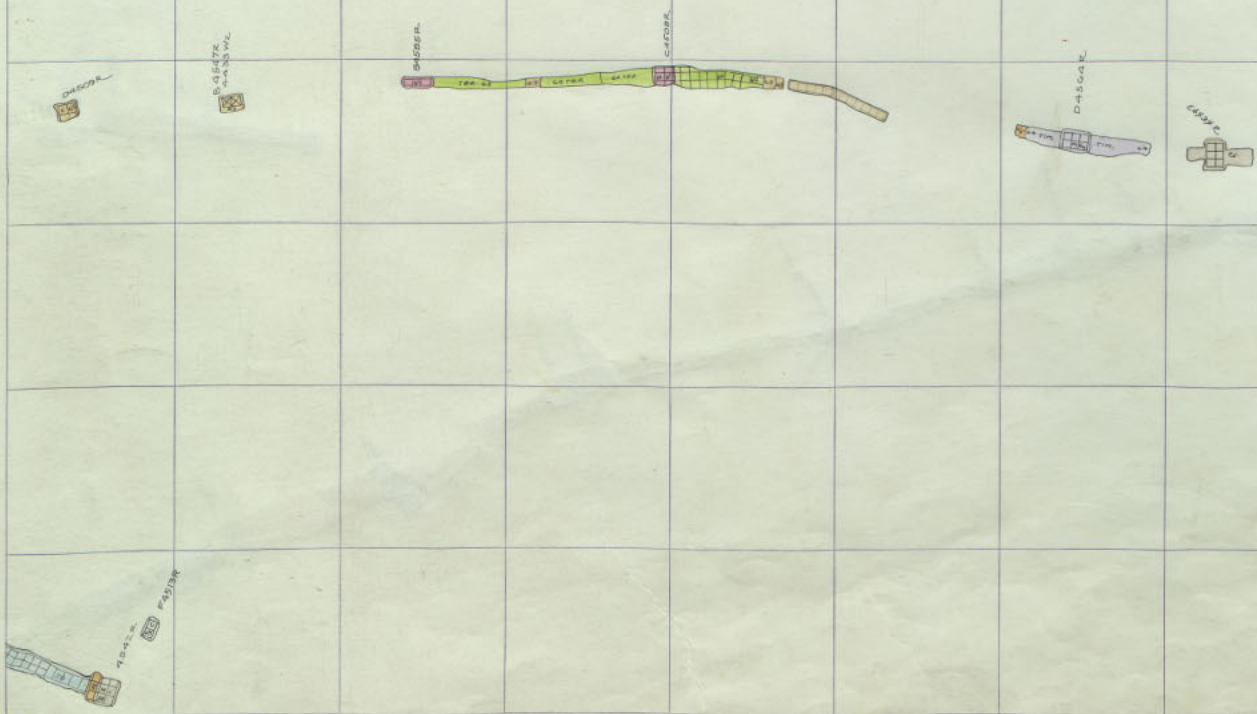



MT. CON 4500-2

289 290 291 292 293 294 295 296 297 298 299 300

368  
367  
366  
365  
364  
363  
362  
361  
360

SECTION  
4500  
1 1/2  
2 1/2



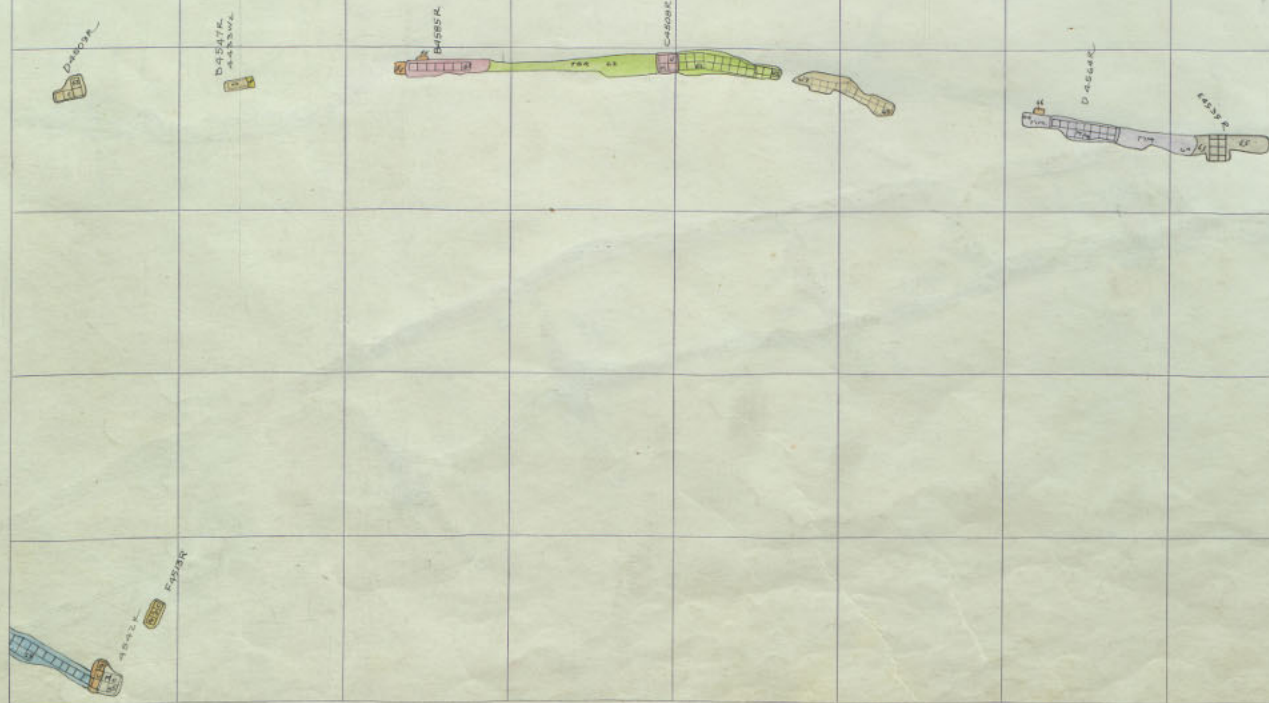


MT CON 4500-1

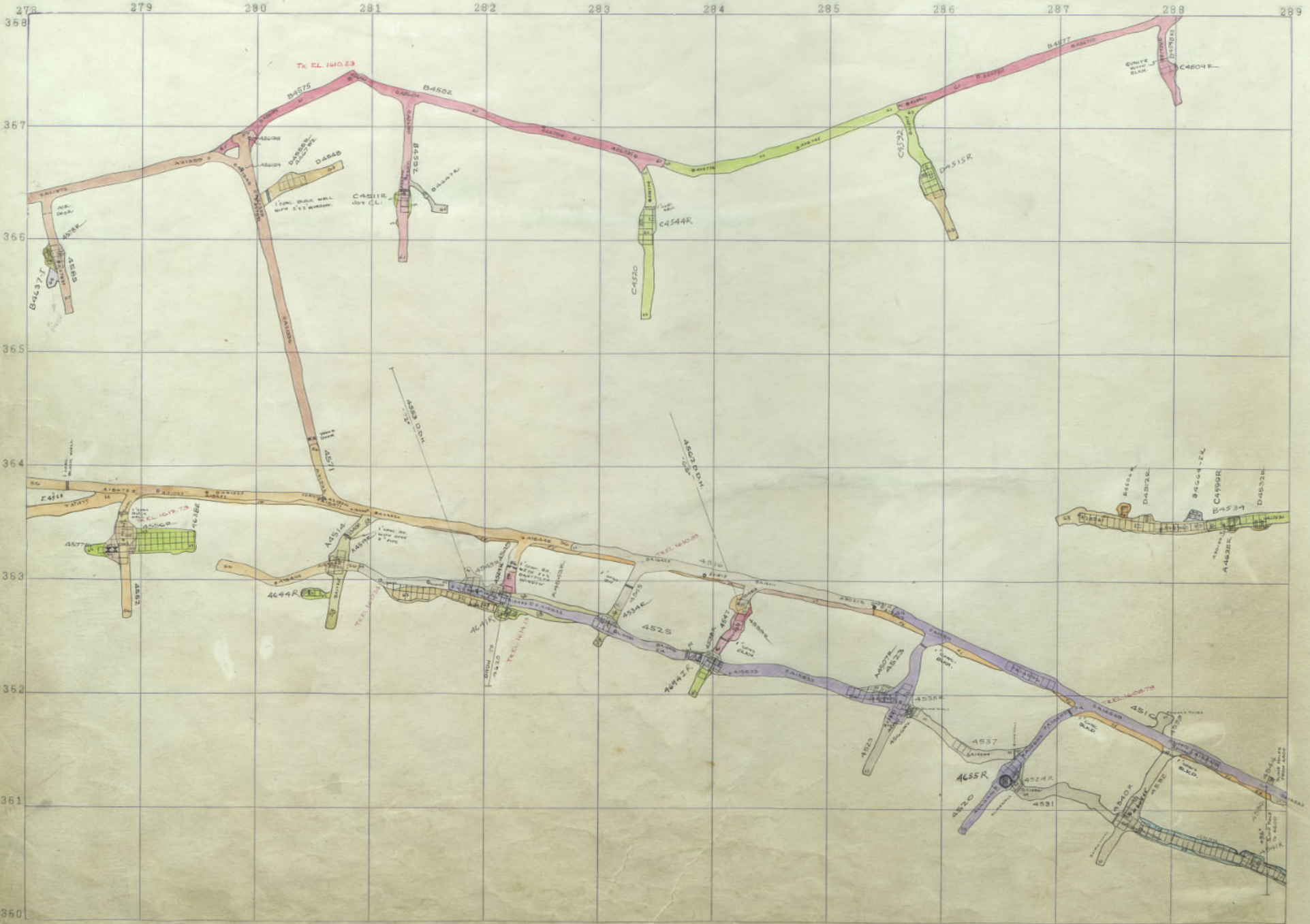
Mt. CON 4500-1

289 290 291 292 293 294 295 296 297 298 299 300

368  
367  
366  
365  
364  
363  
362  
361  
360



MT. CON  
4500  
1. 2. 3.

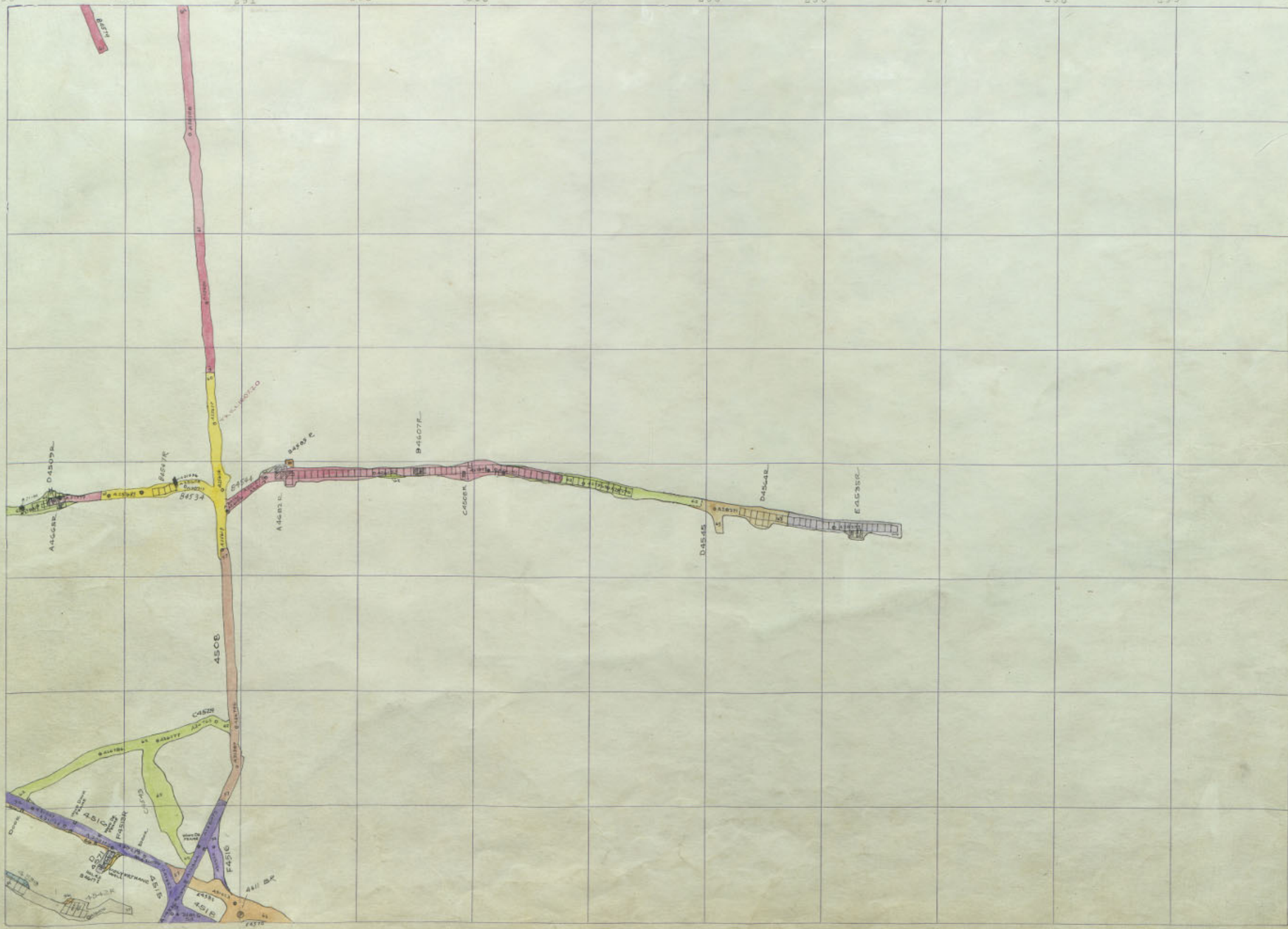


MT. CON 4500 SILL

MT. CON 4500 SILL  
 4500 SILL  
 4500 SILL

289 290 291 292 293 294 295 296 297 298 299 300

368  
367  
366  
365  
364  
363  
362  
361  
360




MT CON  
4500  
7

Mt CON 4500-SILL



278 279 280 281 282 283 284 285 286 287 288 289



MT. CON 4500

MT. CON 4400

MT. CON

MT. CON

Mt. CON 4600-17

