

10
B. PIT 12/1/80

KOR
SLOPE
BOOK


1
1-6

DIAMOND
MINE
NORTH


P
29


1
STOPE BOOK
DIAMOND MINE
—
NORTH
1-6


P.29



P
29
1







300 301 302 303 304 305 306 307 308 309 310

P
29
1

312

313

314

315

316

317

318

319

320

321

322

359

358

357

356

355

354

353

352

D/a

F/a

X/a

300 301 302 303 304 305 306 307 308 309 310

P
29
1

312

313

314

315

316

317

318

319

320

321

322

359

358

357

356

355

354

353

352

D/A

F/O

D/A

300 301 302 303 304 305 306 307 308 309 310

P
29
1

312

313

314

315

316

317

318

319

320

321

322

359

358

357

356

355

354

353

352

D/4
500

D/4
500

D/4
500

300 301 302 303 304 305 306 307 308 309 310

P
29
1

312

313

314

315

316

317

318

319

320

321

322

359

358

357

356

355

354

353

352

D/A
500

D/A
500

D/A
500

300 301 302 303 304 305 306 307 308 309 310

P
29
1

312

313

314

315

316

317

318

319

320

321

322

359

358

357

356

355

354

353

352

D/2

D/4
500

D/2
200

300 301 302 303 304 305 306 307 308 309 310

P
29
1

312

313

314

315

316

317

318

319

320

321

322

359

358

357

356

355

354

353

352

D/3
500

D/4
500

D/5
500

300 301 302 303 304 305 306 307 308 309 310

P
29
1

312

313

314

315

316

317

318

319

320

321

322

359

358

357

356

355

354

353

352

D/2
500

D/2
500

D/2
500

P
29
1

312

313

314

315

316

317

318

319

320

321

322

359

358

357

356

355

354

353

352

D/3

D/4
500

D/3
400

300

301

302

303

304

305

306

307

308

309

310

P
29
~
1

312

313

314

315

316

317

318

319

320

321

322

359

358

357

356

355

354

353

352

D/2
500

D/4
500

D/3
500

300

301

302

303

304

305

306

307

308

309

310

P
29
~
1

312

313

314

315

316

317

318

319

320

321

322

359

358

357

356

355

354

353

352

D/a
500

D/a
500

D/a
500

300 301 302 303 304 305 306 307 308 309 310

P
29
~
1

312

313

314

315

316

317

318

319

320

321

322

359

358

357

356

355

354

353

352

D/3

D/4
FOO

D/2
FOO

300 301 302 303 304 305 306 307 308 309 310

P
29
1

312

313

314

315

316

317

318

319

320

321

322

359

358

357

356

355

354

353

352

D/a
500

D/a
500

D/a
500

300 301 302 303 304 305 306 307 308 309 310

P
29
1

300

GN. AT 20-25

312

313

314

315

316

317

318

319

320

321

322

359

358

357

356

355

354

353

352

D/1

D/1

D/1

300 301 302 303 304 305 306 307 308 309 310

P
29
1

312

313

314

315

316

317

318

319

320

321

322

359

4

358

3

357

5

356

500

355

500

354

353

352

D/A
500

D/A
500

D/A
500

300 301 302 303 304 305 306 307 308 309 310

P
29
1

312

313

314

315

316

317

318

319

320

321

322

359

4

358

3

357

D/a
500

356

D/a
500

355

D/a
500

354

353

352

300

301

302

303

304

305

306

307

308

309

310

312

313

314

315

316

317

318

319

320

321

322

359

4

358

357

356

355

354

353

352

Di'a
500

Di'a
500

Di'a
500

300 301 302 303 304 305 306 307 308 309 310

P
9
1

312

313

314

315

316

317

318

319

320

321

322

359

4

358

3

357

5

356

Pl. 500

Pl. 500

355

Pl. 500

354

353

352

300

301

302

303

304

305

306

307

308

309

310

312

313

314

315

316

317

318

319

320

321

322

359

4

358

5

357

356

355

354

353

352

Di
500

Di
500

Di
500

300

301

302

303

304

305

306

307

308

309

310

00H 358-304 I'

19 61.11 20-19
100 100-2

312 313 314 315 316 317 318 319 320 321 322

359

358

357

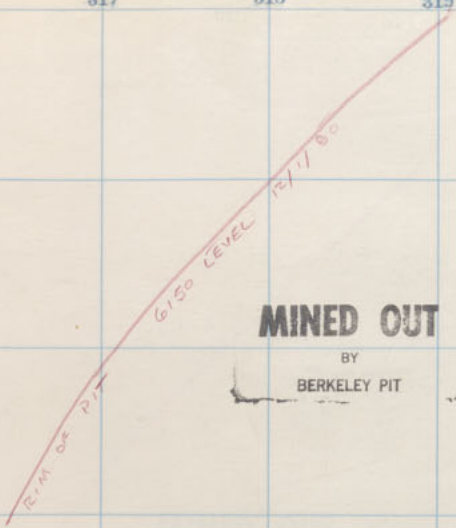
356

355

354

353

352



6150 LEVEL 12/1/80

R/M of PIT

MINED OUT

BY

BERKELEY PIT

4

5

Dia 500

Dia 500

Dia 200

300 301 302 303 304 305 306 307 308 309 310

004 356 304 I₅¹⁰⁰

10 60.17 200-17
WAT 100-2

312

313

314

315

316

317

318

319

320

321

322

359

358

357

356

355

354

353

352

MINED OUT

BY
BERKELEY PIT

6100 LEVEL
12/1/80

ELEV. 6145 APP

Dist
500

Dist
500

Dist
500

300 301 302 303 304 305 306 307 308 309 310

COH 359-304 \int_{20}^{30}

P
29
1

W.D. 100-1

312

313

314

315

316

317

318

319

320

321

322

359

358

357


356

355

354

353

352



MINED OUT
 BY
 BERKELEY PIT

6100 LEVEL 12/1/20

ELEV 6141 ADD

4
5
D/A
500
D/A
500

300 301 302 303 304 305 306 307 308 309 310

DDH 326-304 $\begin{matrix} 25 \\ 30 \end{matrix}$

DDH 357-308 $\begin{matrix} 10 \\ 1 \end{matrix}$

P
29
1

1" SH AT 200-10
WHT 100 SHL

312

313

314

315

316

317

318

319

320

321

322

359

358

357


356

355

354

353

352



MINED OUT

BY
BERKELEY PIT

6100 LEVEL 12/1/90

4

5

DIA 500

DIA 500

DIA 500

300 301 302 303 304 305 306 307 308 309 310

DDH 358-304 54
53

DDH 357-308 36
35

MOVED OUT
MOVED IN

P
29
1

G.H.M.T. 203-15
110 20-15

312

313

314

315

316

317

318

319

320

321

322

359

358

357

356

355

354

353

352

MINED OUT
BY
BERKELEY PIT

6100 LEVEL
12/1/80

ELEV 6126 A.D.D.

4
5
DIA 500
DIA 500
DIA 400

DDH 356-304

DDH 357-304

P
29
1

EN MT 200-11
1003 200-11

312

313

314

315

316

317

318

319

320

321

322

359

358

357

356

355

354

353

352



MINED OUT

BY

BERKELEY PIT

12/1/80

9-1-75

12/1/80

6100 BERKELEY -

BERKELEY PIT

ELEV. 6118 APP

HIGH ORE 40 TUNNEL



4

5

500

500

500

DDH 328-304 I²⁰₂₄

DDH 357-308 I²⁰₂₄

111 111111

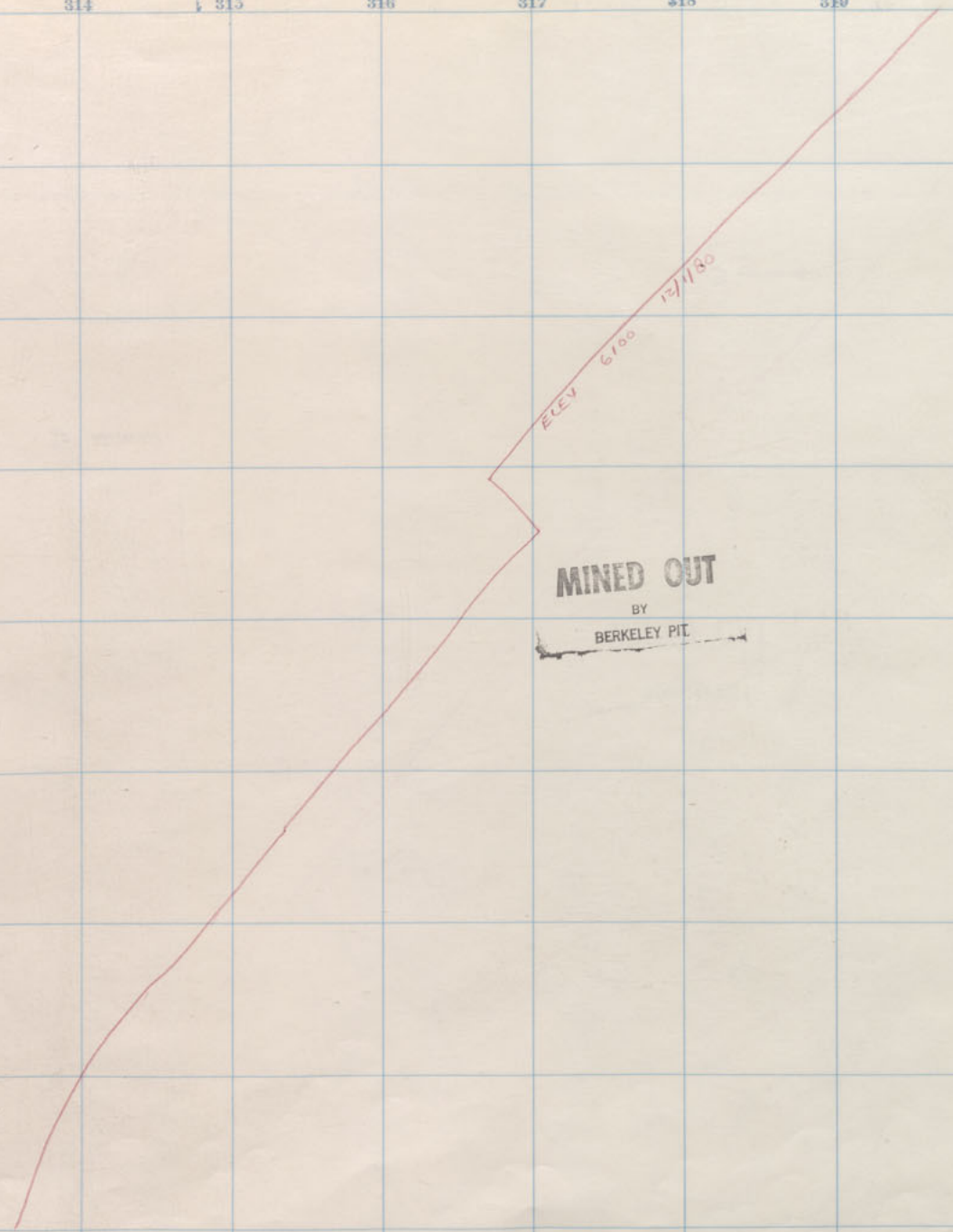
1111111

P
29
1

6 J. AT 20-12
407 200-13

312 313 314 315 316 317 318 319 320 321 322

359
358
357
356
355
354
353
352



ELEV 6100 12/1/80

MINED OUT
BY
BERKELEY PIT

ELEV 6103 4 pp

4
5
DIA 500
DIA 500
DIA 400

300 301 302 303 304 305 306 307 308 309 310

DDH 355-304

DDH 357-306

DDH 355-304

DDH 357-306

P
29
1

6N.MT 200-12
WOT 200-12

312

313

314

315

316

317

318

319

320

321

322

359

358

357

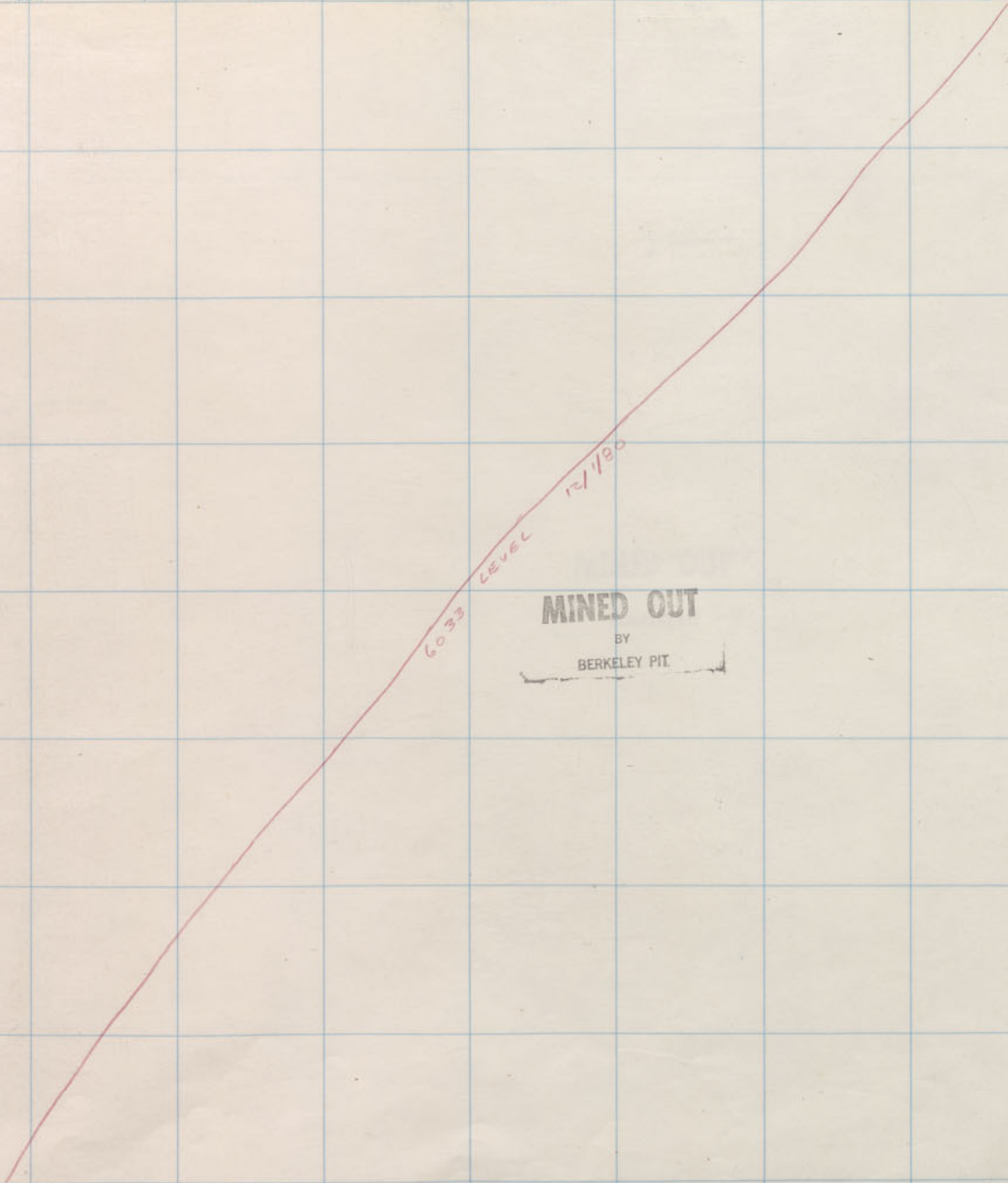
356

355

354

353

352



6033
 LEVEL
 12/190

MINED OUT
 BY
 BERKELEY PIT

ELEV. 6096 APP

4

5

S

DIA

1

500

DIA

500

DIA

500

200

DDH 335-304 I³⁰₃₅

DDH 337-308 I⁵⁰₃₄

P
29
1

W. Gray Rock 200 511

6.4 AT 300-11
N/13 20-11

312

313

314

315

316

317

318

319

320

321

322

359

358

357


356

355

354

353

352



MINED OUT

BY
BERKELEY PIT

ELEV 6088

4
5
DIA 500
DIA 500
DIA 500

DDH 308-304 I¹⁰⁰₁₀₀

DDH 357-308 I¹⁰⁰₁₀₀

DDH 308-304

P
29
1

10

DDH 308-304
DDH 308-304

312

313

314

315

316

317

318

319

320

321

322

359

358

357

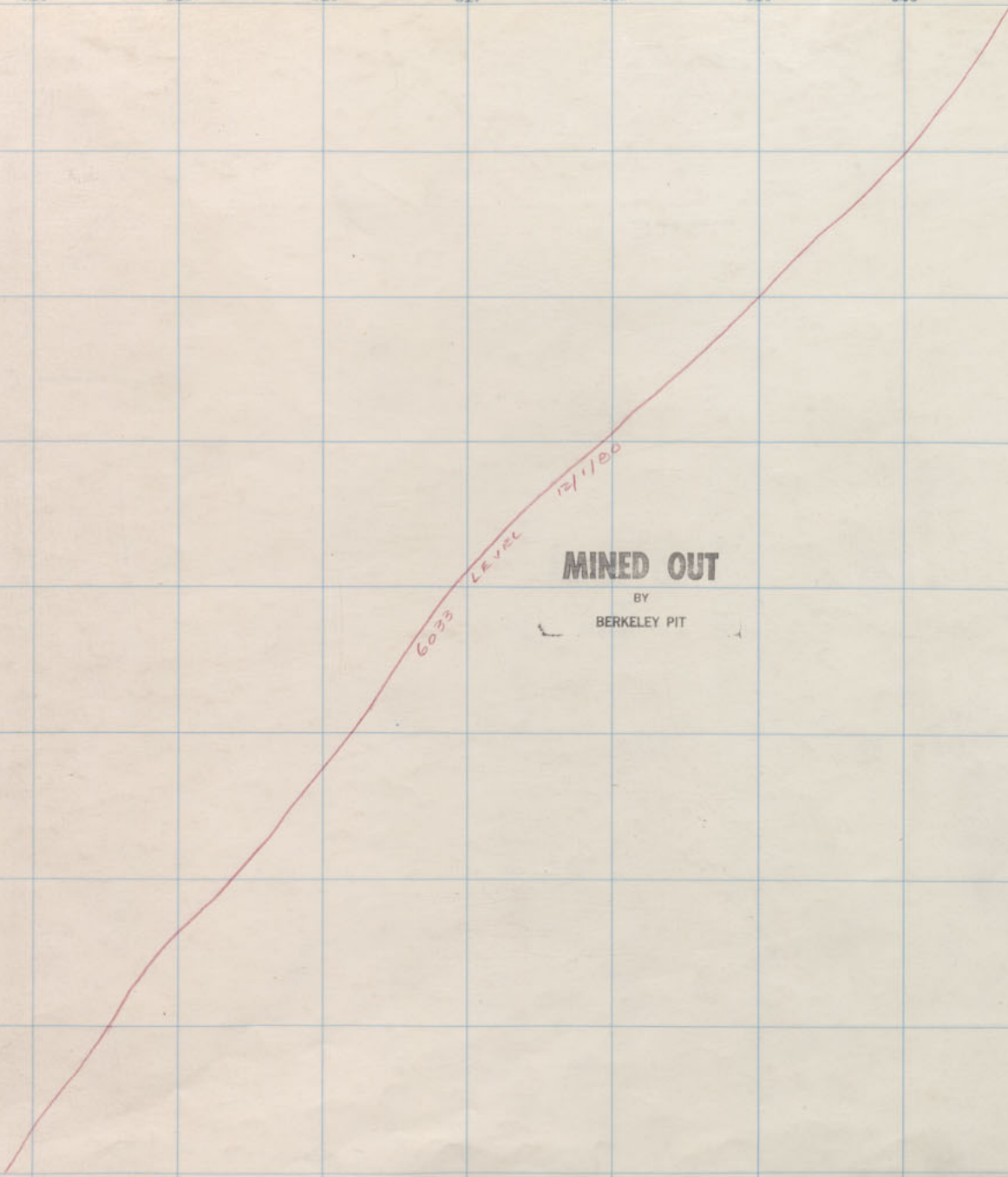
356

355

354

353

352



MINED OUT

BY
BERKELEY PIT

ELEV 6021

4
3
DIA
500
DIA
500
DIA
200

300 301 302 303 304 305 306 307 308 309 310

DDH 356-304 I¹¹⁶₁₀₀

DDH 357-308 I¹¹⁷₁₀₀

P
29
1

60. Mr 20-9
WOT 20-9

312

313

314

315

316

317

318

319

320

321

322

359

358

357

356

355

354

353

352



MINED OUT
 BY
 BERKELEY PIT

ELEV. 6079

4

5

DIA 500

DIA 500

DIA 400

300 301 302 303 304 305 306 307 308 309 310

DDH 358-304 I¹³⁷₁₁₆

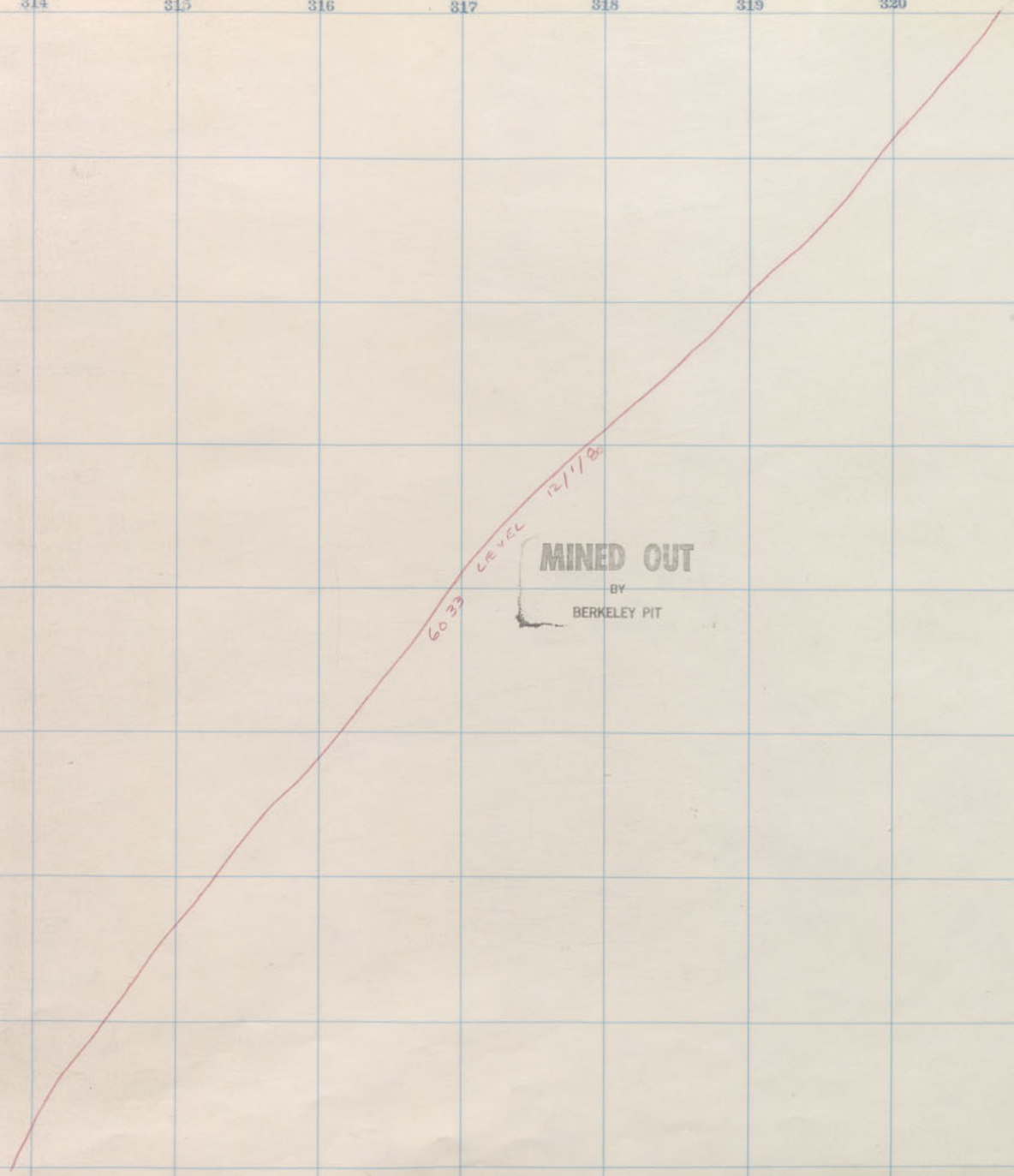
DDH 357-300 I⁸⁷₈₇

P
29
1

60 hr 200-5
0107 200-2

312 313 314 315 316 317 318 319 320 321 322

359
358
357
356
355
354
353
352



MINED OUT
 BY
 BERKELEY PIT

ELEV. 6067

4
3
DIA 500
DIA 400

DDH 338-304

137
137

DDH 357-300

100
100

P
29
1

7 E MT
WJZ

200-7
200-7

312 313 314 315 316 317 318 319 320 321 322

359

358

357

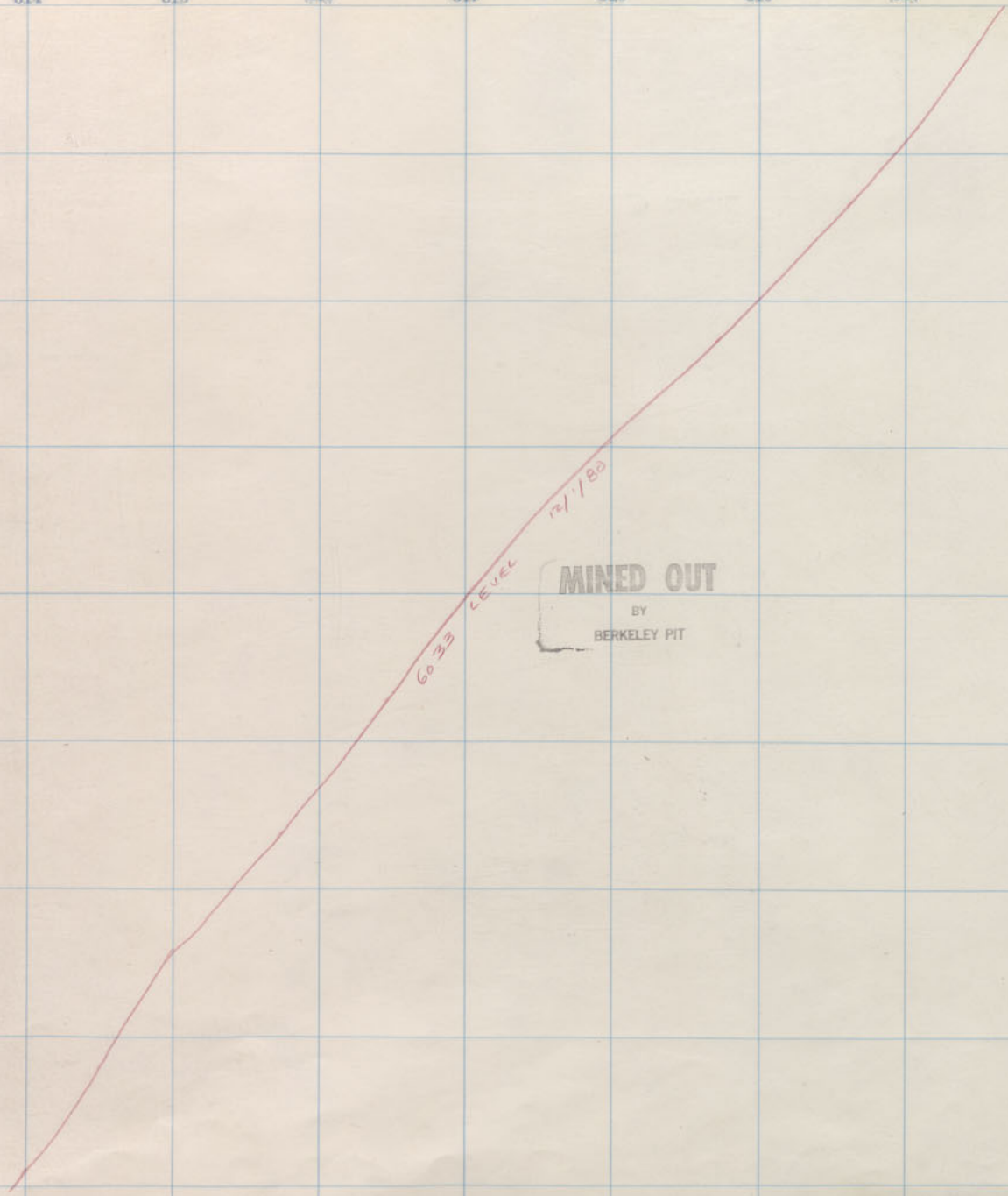
356

355

354

353

352



MINED OUT
 BY
 BERKELEY PIT

ELEV 6059

4
 5
 Dia
 500
 Dia
 400



DDH 350-304 $\frac{148}{137}$

DDH 351-305 $\frac{147}{136}$

P
29
~
1

312 313 314 315 316 317 318 319 320 321 322

359

358

357


356

355

354

353

352



MINED OUT
 BY
 BERKELEY PIT

4

3

DIA 500

DIA 500

DIA 400

ELEV. 6052

300 301 302 303 304 305 306 307 308 309 310



DDH 328-304 158
148

DDH 327-308 158
141

P
29
1

312

313

314

315

316

317

318

319

320

321

322

359

358

357

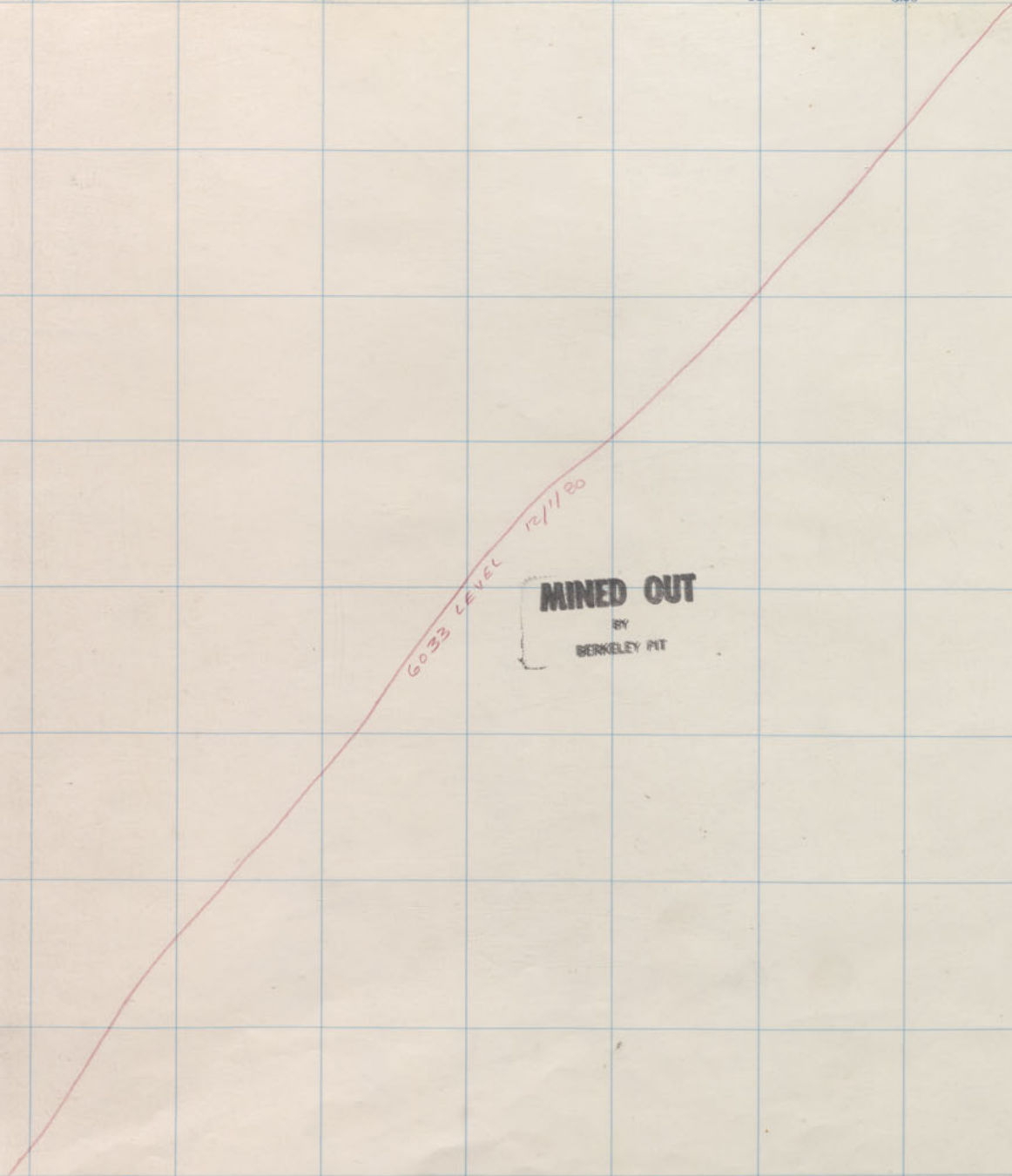
356

355

354

353

352



6033 LEVEL
12/11/80

MINED OUT
BY
BERKELEY PIT

ELEV 6045

4

5

DIA 500

DIA 500

DIA 400

300

301

302

303

304

305

306

307

308

309

310



DDH 358-304

100
150

DDH 357-308

100
150

P
29
1

812 813 814 815 816 817 818 819 820 821 822

359

358

357


356

355

354

353

352



MINED OUT
 BY
 BERKELEY PIT

ELEV 6038

4

5

DIA 500

DIA 500

DIA 200

300 301 302 303 304 305 306 307 308 309 310




DDH 356-304 ¹⁷⁹₁₆₈

DDH 357-300 ¹⁸⁸₁₃₆

P
29
1

812 313 314 315 316 317 318 319 320 321 322

359
358
357
356
355
354
353
352



MINED OUT
BY
BERKELEY PIT

(ELEV 603)

AP 610 100
34027 110

4
5
D/A
500
D/A
500
D/A
200

300 301 302 303 304 305 306 307 308 309 310



DDH 356-304 I¹⁸⁷₁₇₂

DDH 357-308 I¹⁵⁰₁₄₈

THE UNIVERSITY OF CHICAGO

P
29
1

312

313

314

315

316

317

318

319

320

321

322

859

858

857

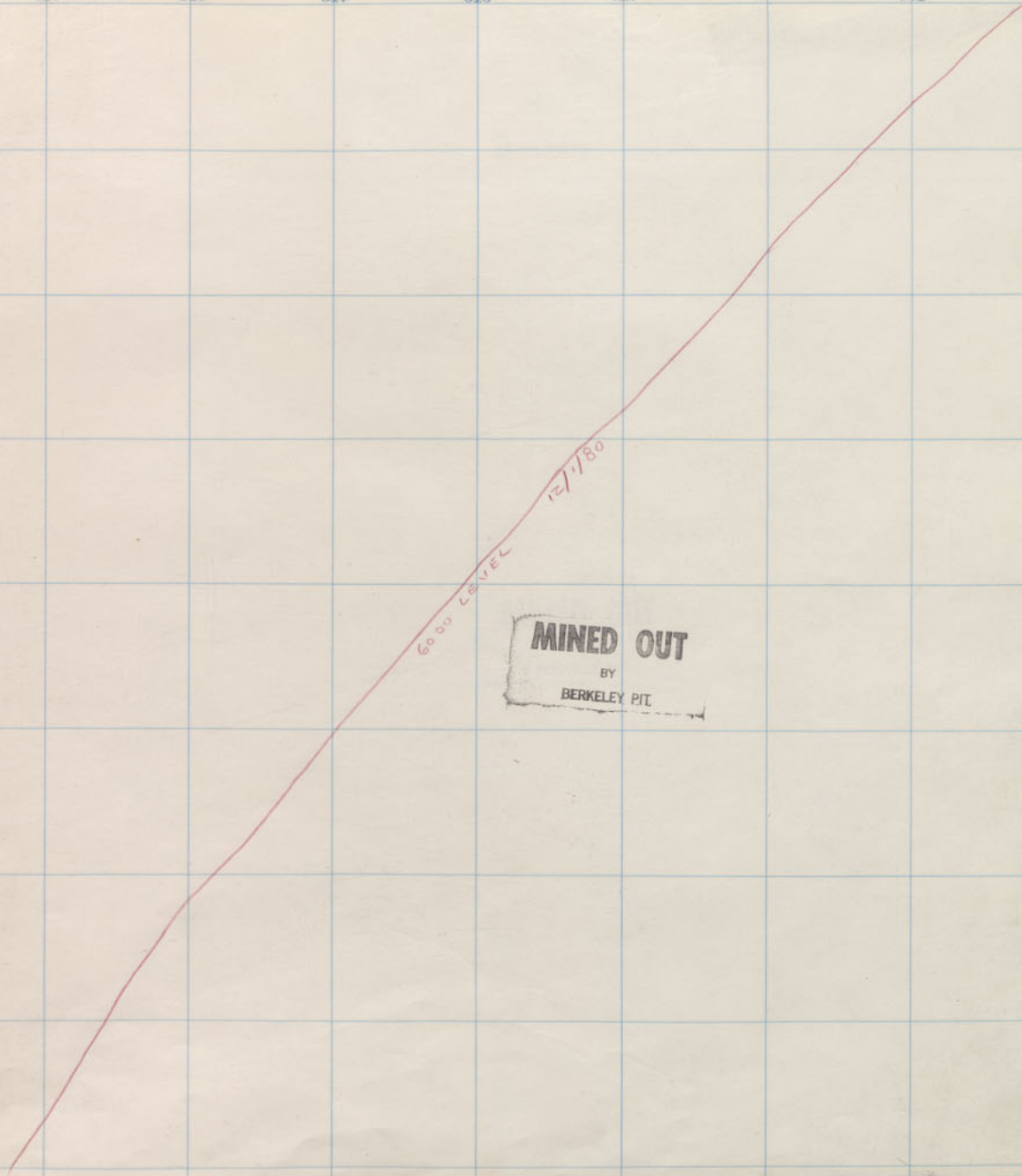
856

855

854

853

852



6000 LEVEL

12/1/80

MINED OUT
BY
BERKELEY PIT

ELEV. 6023

4

5

D/A
500

D/A
500

D/A
200

300 301 302 303 304 305 306 307 308 309 310



DDH 398-304 199
189

DDH 397-308 199
186

P
29
1

312

313

314

315

316

317

318

319

320

321

322

359

358

357

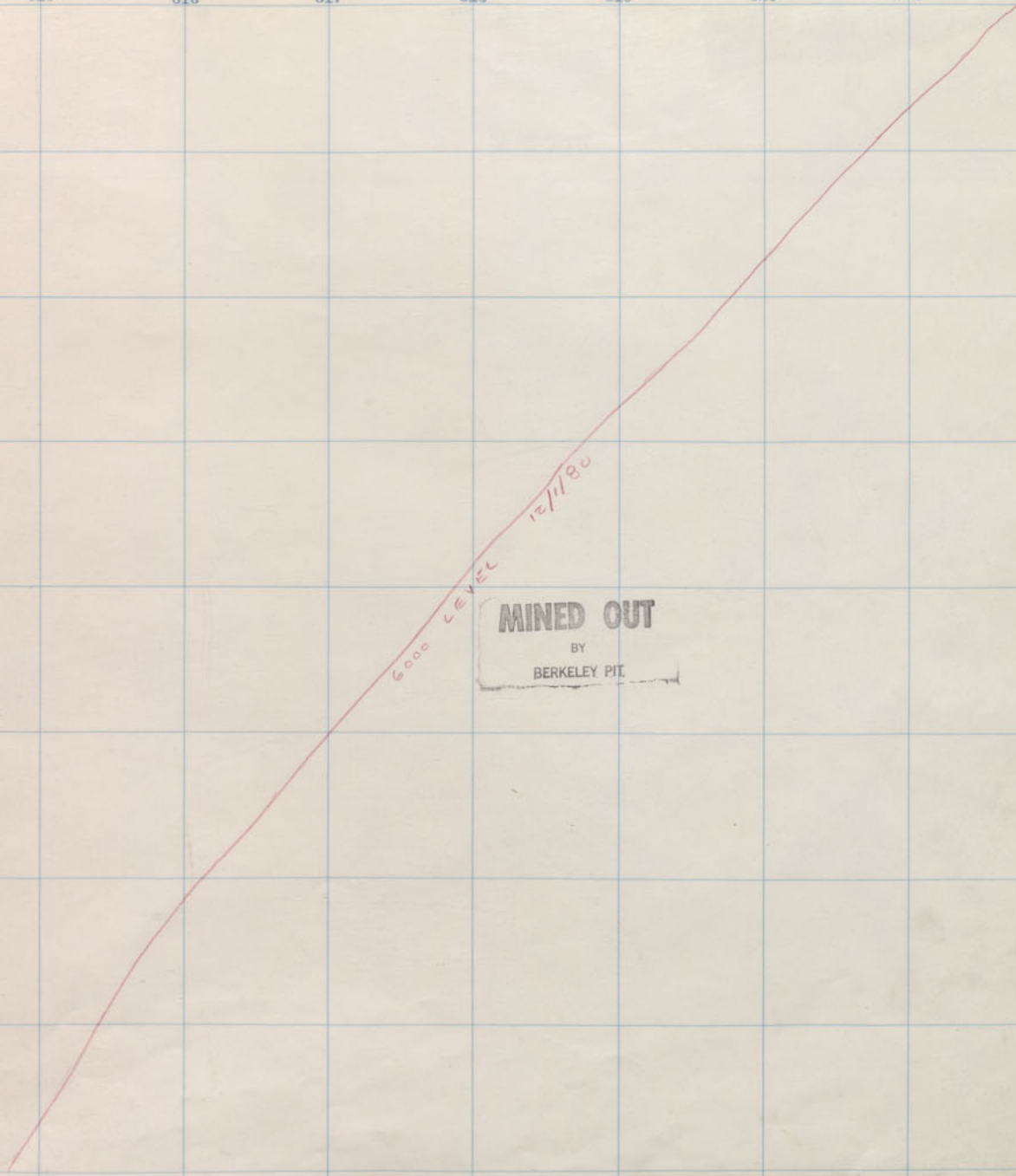
356

355

354

353

352



6000 LEVEL

12/11/80

MINED OUT
 BY
 BERKELEY PIT

ELEV. 6016

4

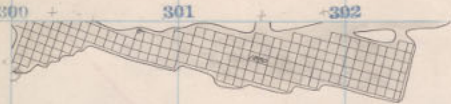
5

D/A
500

D/A
500

D/A
200

300 301 302 303 304 305 306 307 308 309 310



DDH 358-304 $\frac{311}{177}$

DDH 357-308 $\frac{181}{145}$

P
29
1

312

313

314

315

316

317

318

319

320

321

322

359

358

357

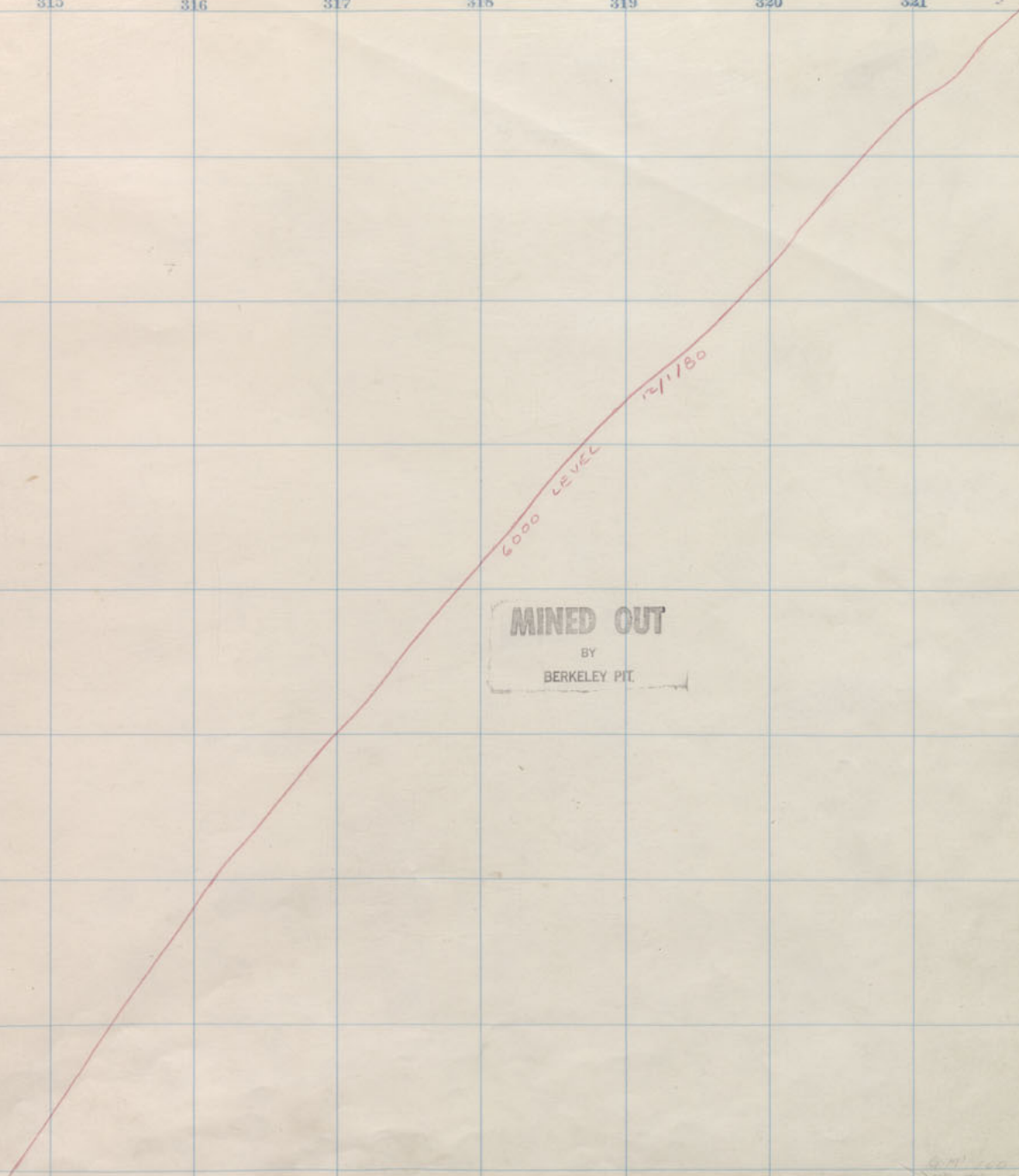
356

355

354

353

352



MINED OUT
 BY
 BERKELEY PIT

ELEV. 6009

12/1/80
 XPT 17/1/80

4
 5
 D/A
 500
 D/A
 200

300 301 302 303 304 305 306 307 308 309 310



DDH 358-304 I²¹⁸
11

DDH 351-308 I¹⁸⁷
151

P
29
1

312

313

314

315

316

317

318

319

320

321

322

359

358

357


356

355

354

353

352



MINED OUT
 BY
 BERKELEY PIT

ELEV. 6002

4
 3
 D/A
 500
 D/A
 500
 D/A
 200

300

301

302

303

304

305

306

307

308

309

310



*Car Keys
Let Repair Shop and Key Lock -*

DDH 358-304 ¹²³/₂₁₈

DDH 357-308 ¹⁷⁶/₁₈₄

P
29
1

Green Mtn. 300-11th Floor

312

313

314

315

316

317

318

319

320

321

322

359

358

357


356

355

354

353

352



S967 LEVEL

12/11/50

MINED OUT

BY

BERKELEY PIT

ELEV 6996

4

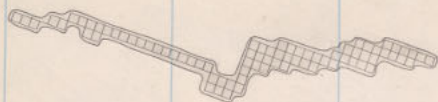
5

D/A
500

D/A
500

D/A
200

300 301 302 303 304 305 306 307 308 309 310



239

DOH 358-304
I
239



DOH 357-306
I
207
198

P
29
1

W. S. R. 400-14
Green Mtn. 300-10th Floor. W. S. R. 300-10

312

313

314

315

316

317

318

319

320

321

322

359

358

357

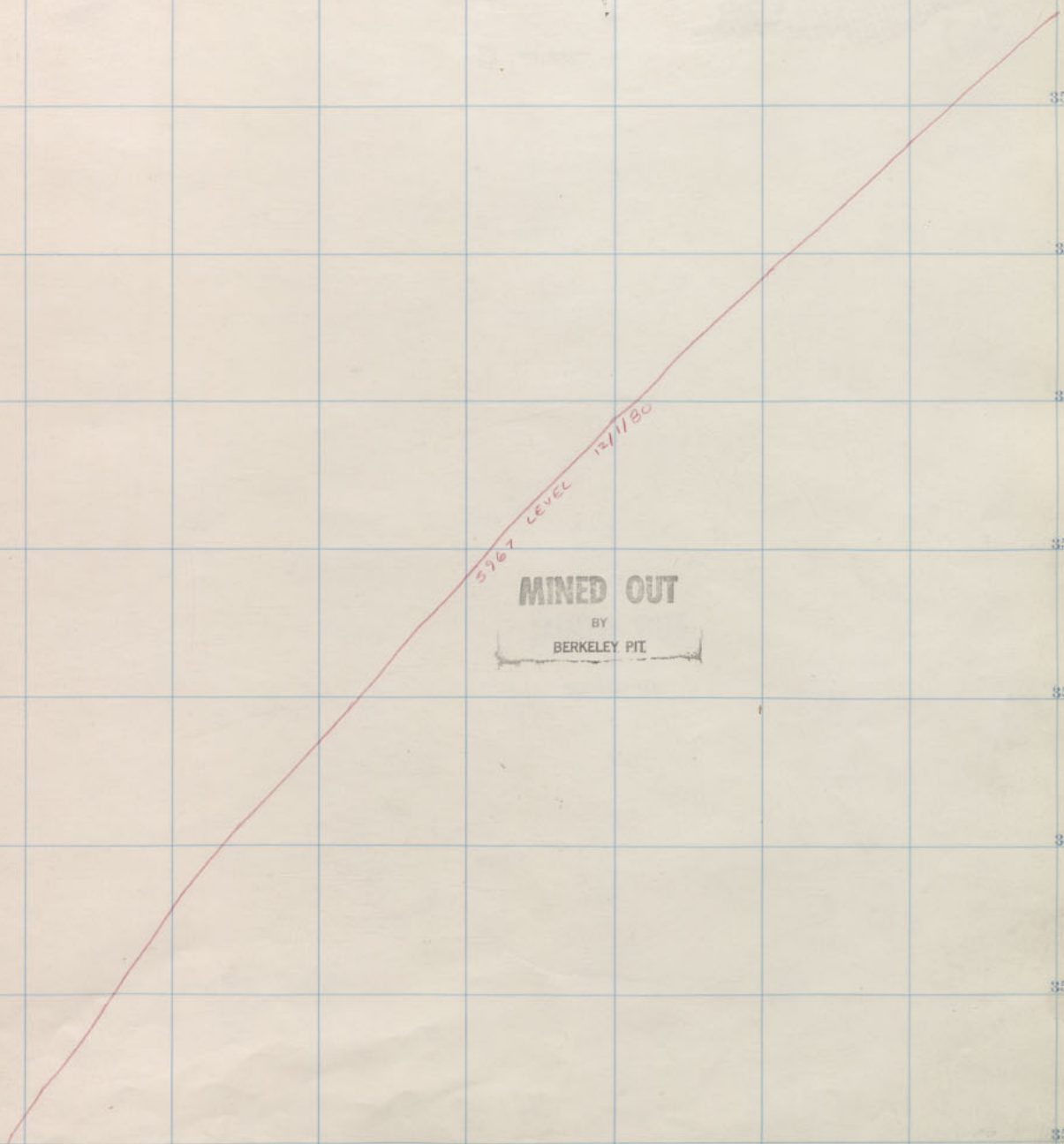
356

355

354

353

352



5167 LEVEL 12/1/80

MINED OUT
BY
BERKELEY PIT

ELEV 5987

4

8

D/A
500

D/A
500

D/A
200

300 301 302 303 304 305 306 307 308 309 310



DDH 355-304




DDH 357-308

P
29
1

Green Mtn. 300-9th Floor

312 313 314 315 316 317 318 319 320 321 322

359
358
357
356
355
354
353
352

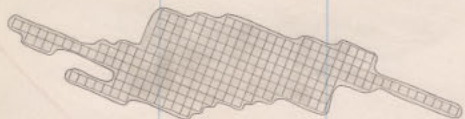


MINED OUT
BY
BERKELEY PIT

ELEV 5980

4
5
D/A
500
D/A
500
D/A
200

300 301 302 303 304 305 306 307 308 309 310



DOH 358-304

250
249



DOH 357-308

218

216

P
29
1

XGR 400-12
Green Mtn. 300-8th Floor. W. J. 300-8

312

313

314

315

316

317

318

319

320

321

322

359

358

357


356

355

354

353

352



5967 LEVEL
12/1/80

MINED OUT
BY
BERKELEY PIT

ELEV. 5973

4

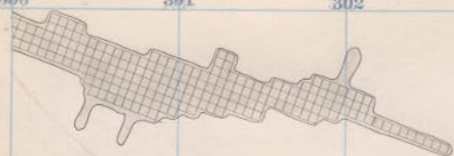
3




Dia 500

Dia 500



Dia 400

300 301 302 303 304 305 306 307 308 309 310




 DGH 356 - 304

 370

 360



DGH 357 - 308

 380

 370

TWO ROOMS

P 29 1

312

313

314

315

316

317

318

319

320

321

322

359

358

357

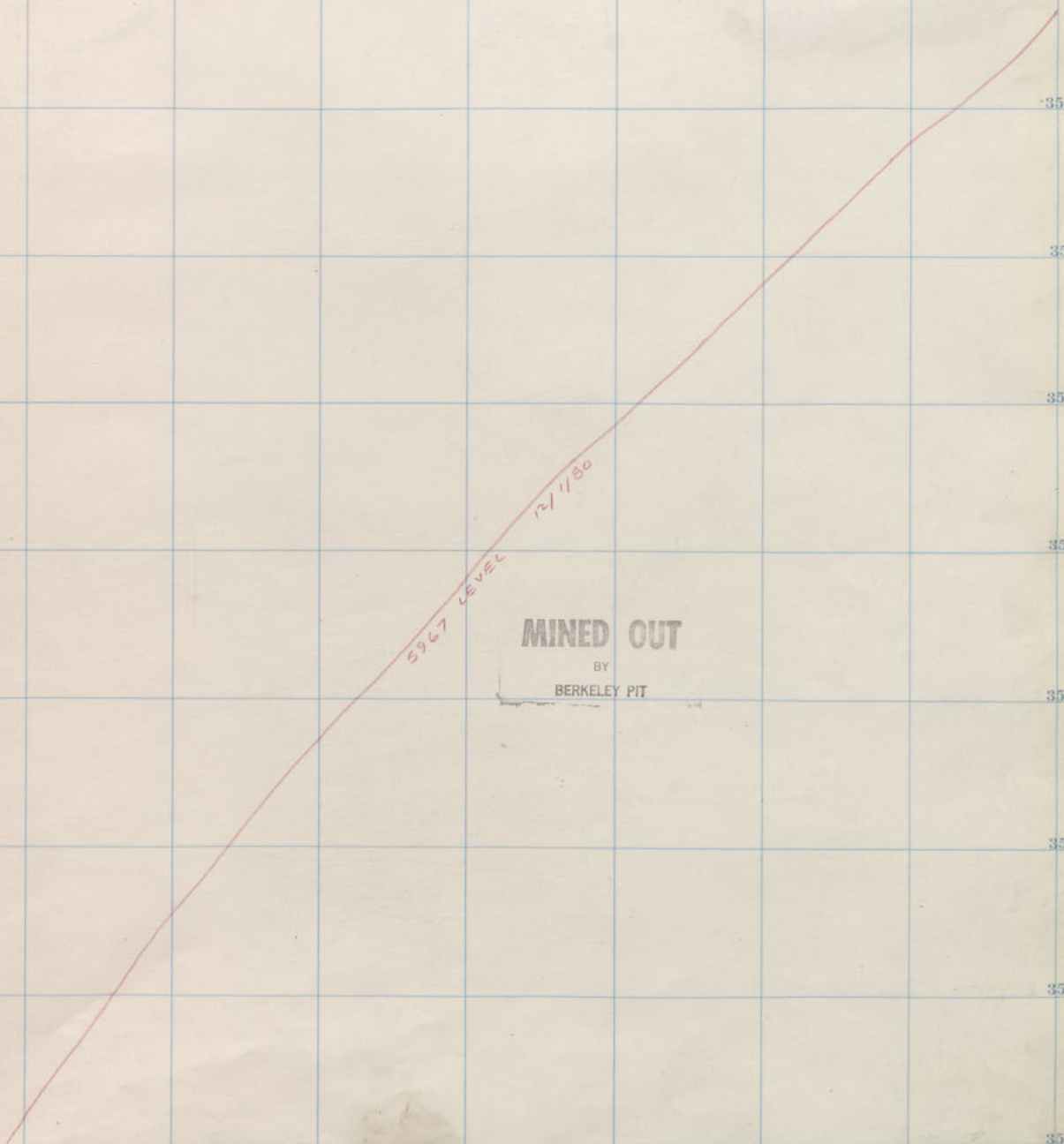
356

355

354

353

352



5967 LEVEL

12/1/80

MINED OUT

BY BERKELEY PIT

ELEV 5966

4

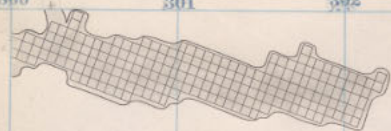
8

Dia 500

Dia 500

Dia 400

300 301 302 303 304 305 306 307 308 309 310



472
DDH 356-304 1.58
1.70



DDH 357-308 1.45
1.38

P
29
1

312

313

314

315

316

317

318

319

320

321

322

359

358

357

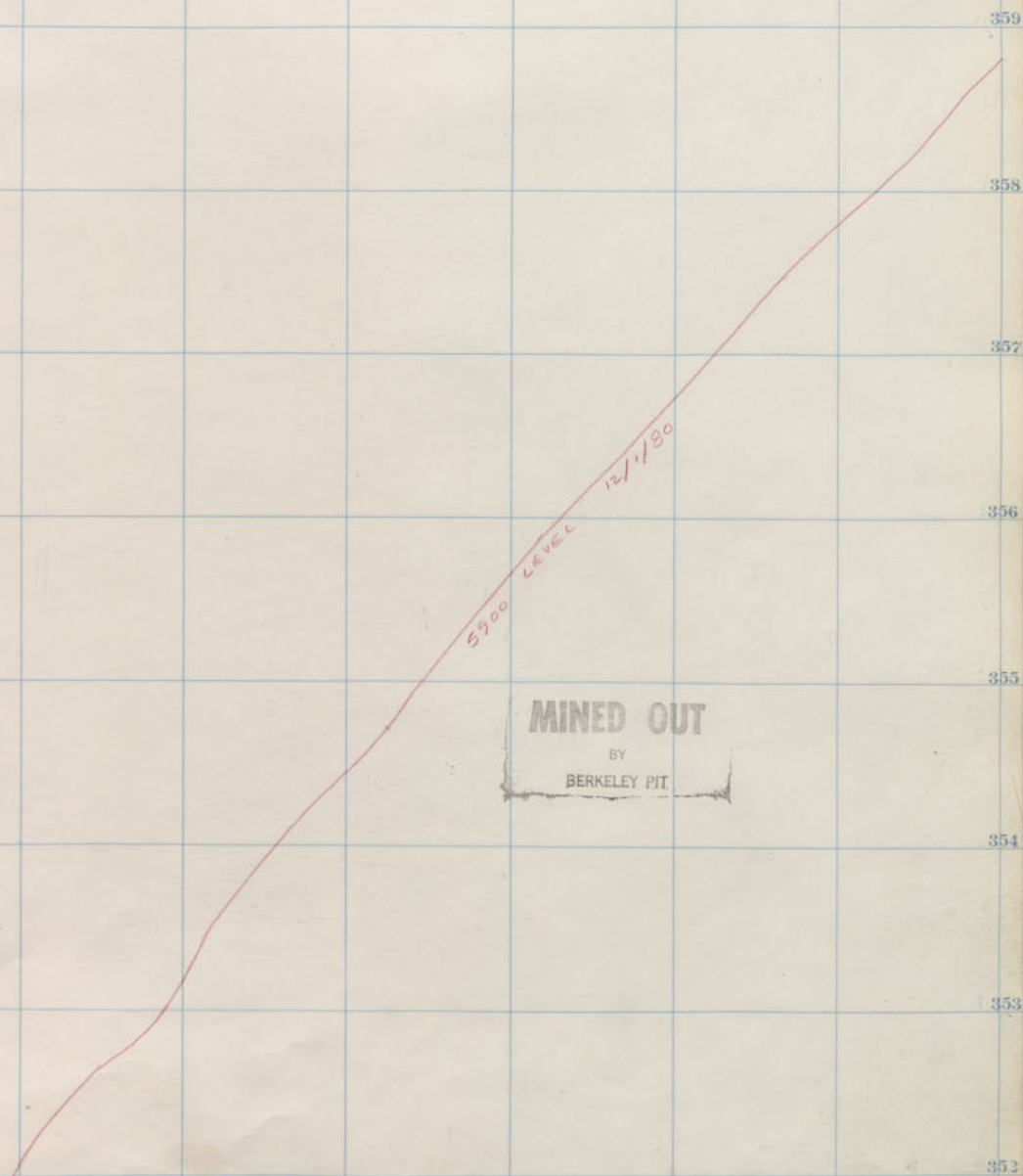
356

355

354

353

352



MINED OUT

BY

BERKELEY PIT

ELEV 5959

4

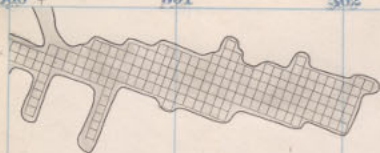
8

Dia 500

Dia 500

Dia 400

300 + 301 302 303 304 305 306 307 308 309 310



DDH388-304

1287

1281



DDH387-308

1286

1288

P
29
1

312

313

314

315

316

317

318

319

320

321

322

359

358

357

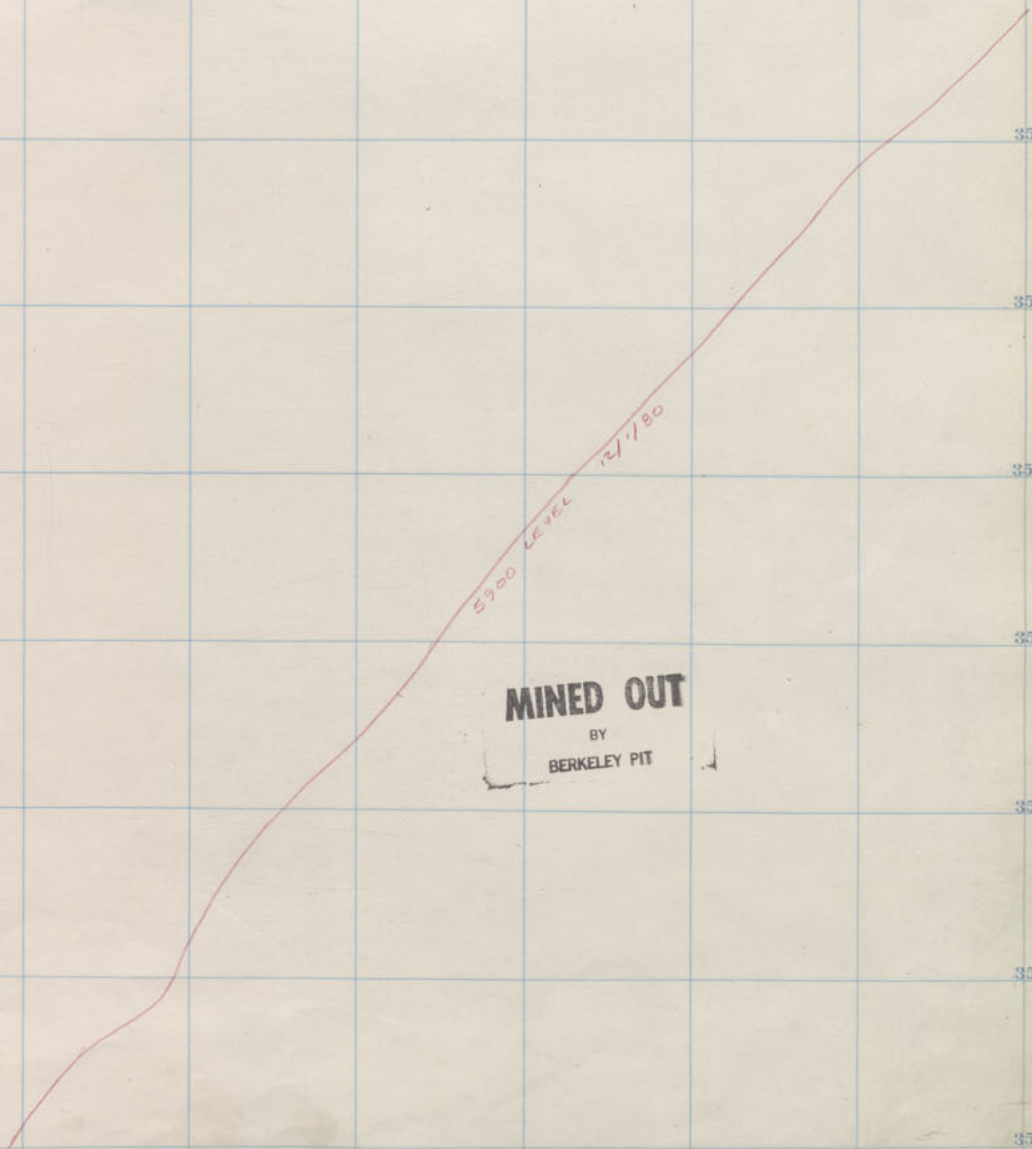
356

355

354

353

352



MINED OUT
 BY
 BERKELEY PIT

ELEV. 595'

4



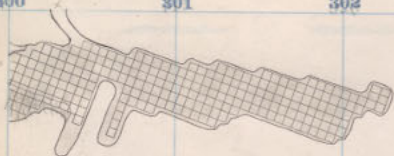
5

DIA 500

DIA 500

DIA 400

300 301 302 303 304 305 306 307 308 309 310



P
29
1

W. Gray Rock 400-8th Floor. W.U.S. 190-4
Green Mtn. 300-4th "

312

313

314

315

316

317

318

319

320

321

322

359

358

357

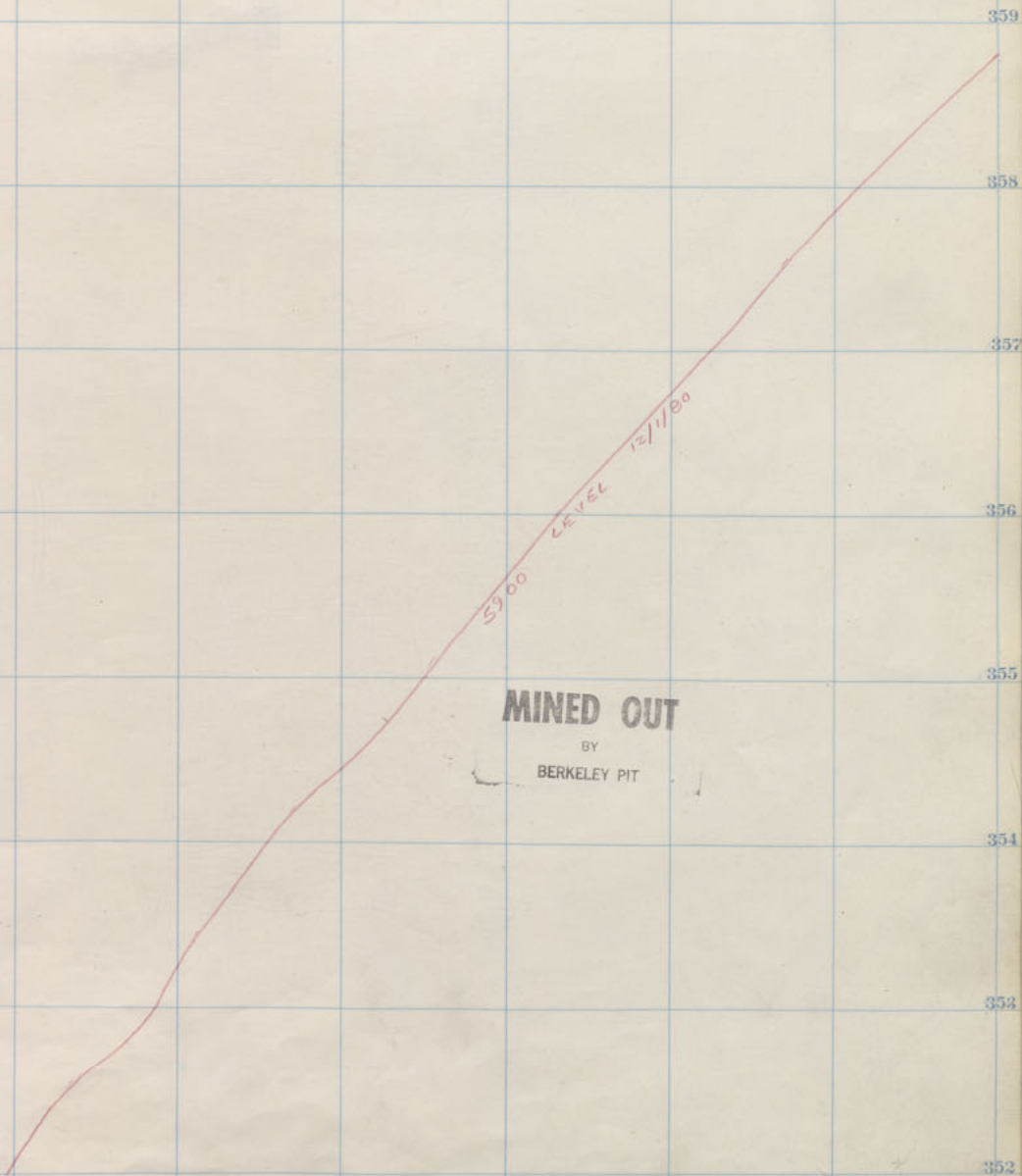
356

355

354

353

352



MINED OUT
 BY
 BERKELEY PIT

ELEV 5344

4

5

Dia 600

Dia 500

Dia 400

300 301 302 303 304 305 306 307 308 309 310



DDH 282-304

273



DDH 257-308

P
29
1

312

313

314

315

316

317

318

319

320

321

322

359

358

357


356

355

354

353

352



MINED OUT
BY
BERKELEY PIT

ELEV. 5937

4

5

Dia
600

Dia
500

Dia
400

300 301 302 303 304 305 306 307 308 309 310



DDH 356-304
320
310



DDH 357-308
330
320

P
29
1

W. Crazy Rock 400-6th Floor.
Green Mtn. 300-2nd "

312

313

314

315

316

317

318

319

320

321

322

359

358

357

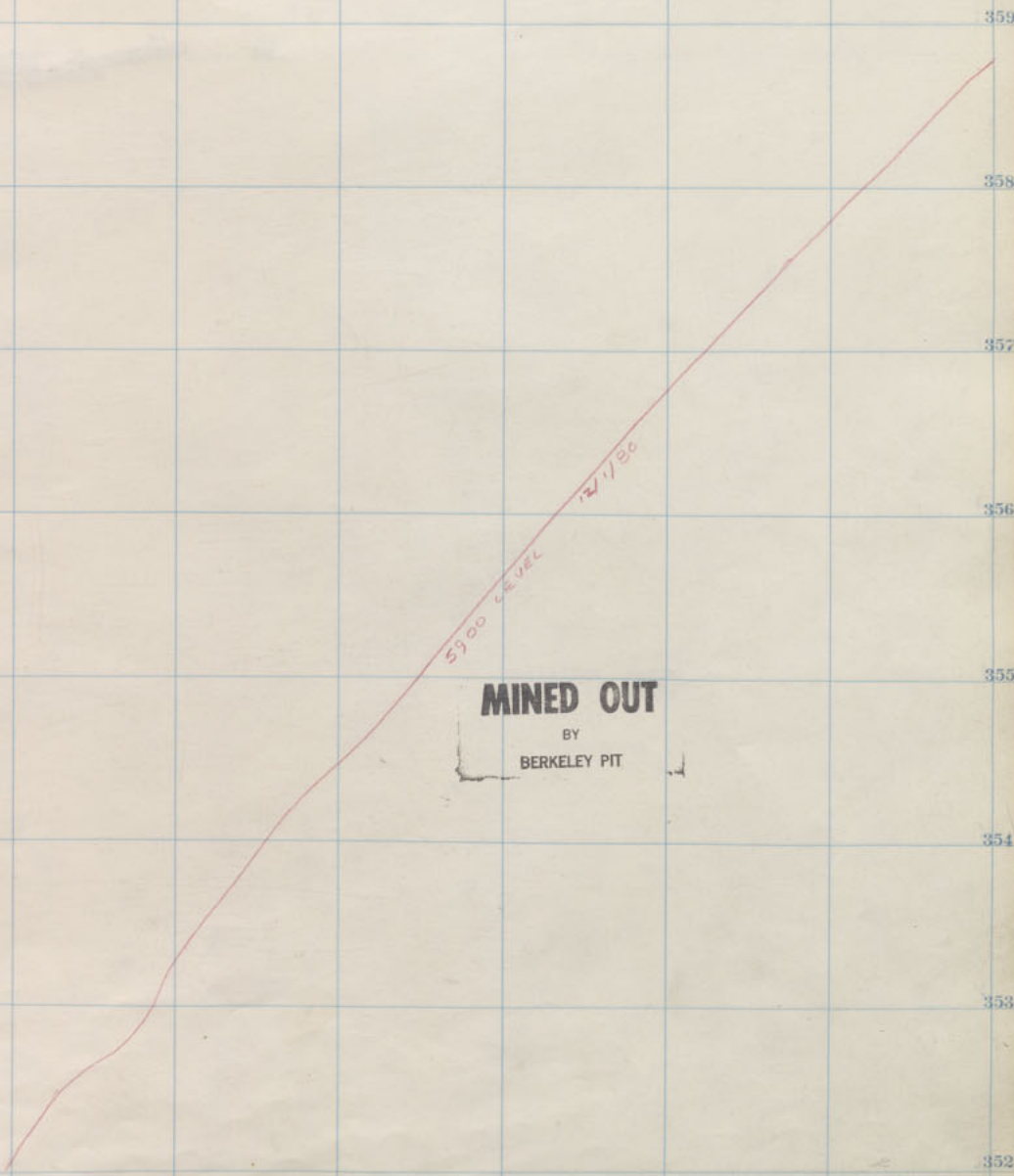
356

355

354

353

352



MINED OUT
 BY
 BERKELEY PIT

ELEV. 5930

4

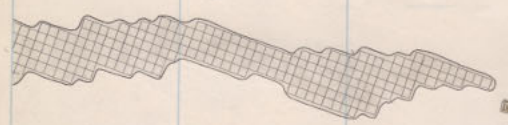
5

Dia. 600

Dia. 500

Dia. 400

300 301 302 303 304 305 306 307 308 309 310



DDH 300-304 I 330 310



490



DDH 307-308 I 397 306

P
29
1

W. Gray Rock 400-5th Floor.
Green Mtn. 300-1st "

312

313

314

315

316

317

318

319

320

321

322

359

358

357

356

355

354

353

352

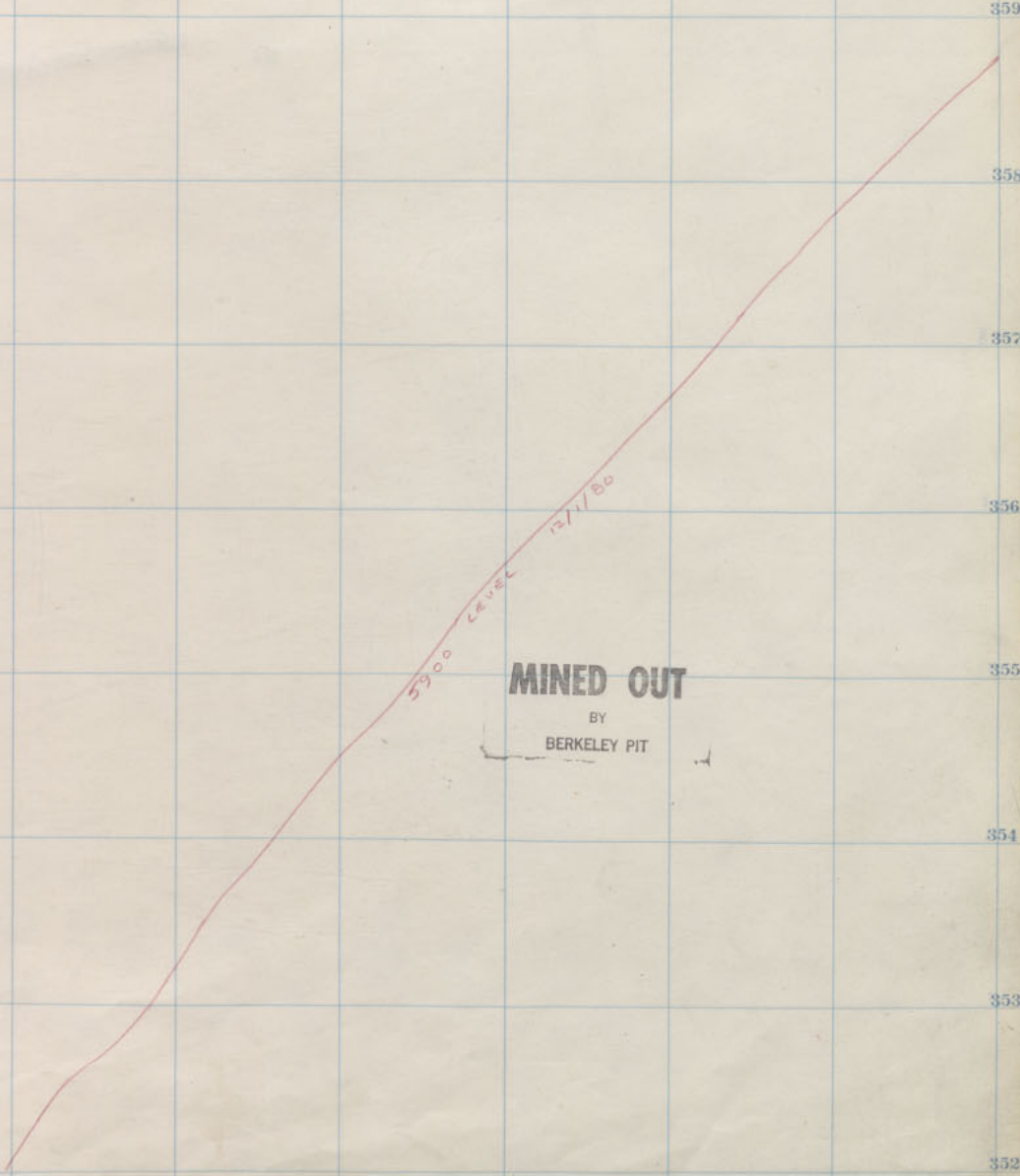
4

5

Dia
600

Dia
500

Dia
400



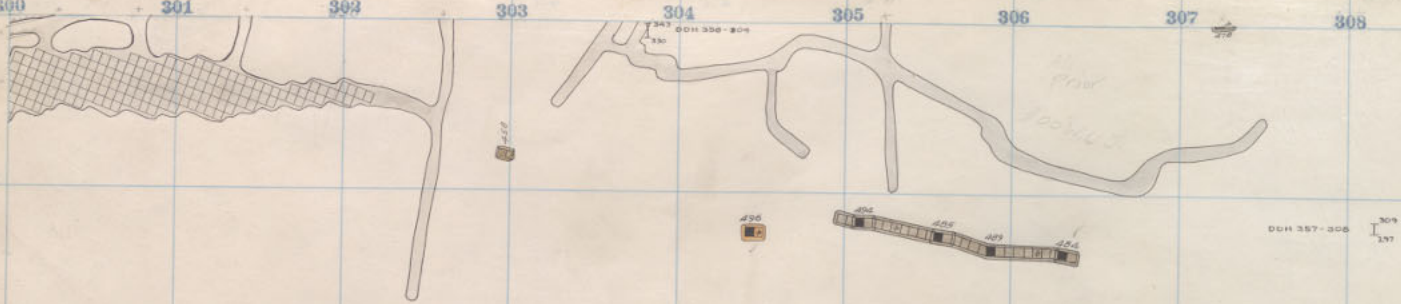
5900 LEVEL
12/1/80

MINED OUT
BY
BERKELEY PIT

ELEV. 5923

Diamond 400. 8th floor.

300 301 302 303 304 305 306 307 308 309 310



P
29
1

W. Gray Rock 400-4th Floor.
Green Mtn. 300 Sill.

W.D.S. 300 Sill

312

313

314

315

316

317

318

319

320

321

322



359

358

357

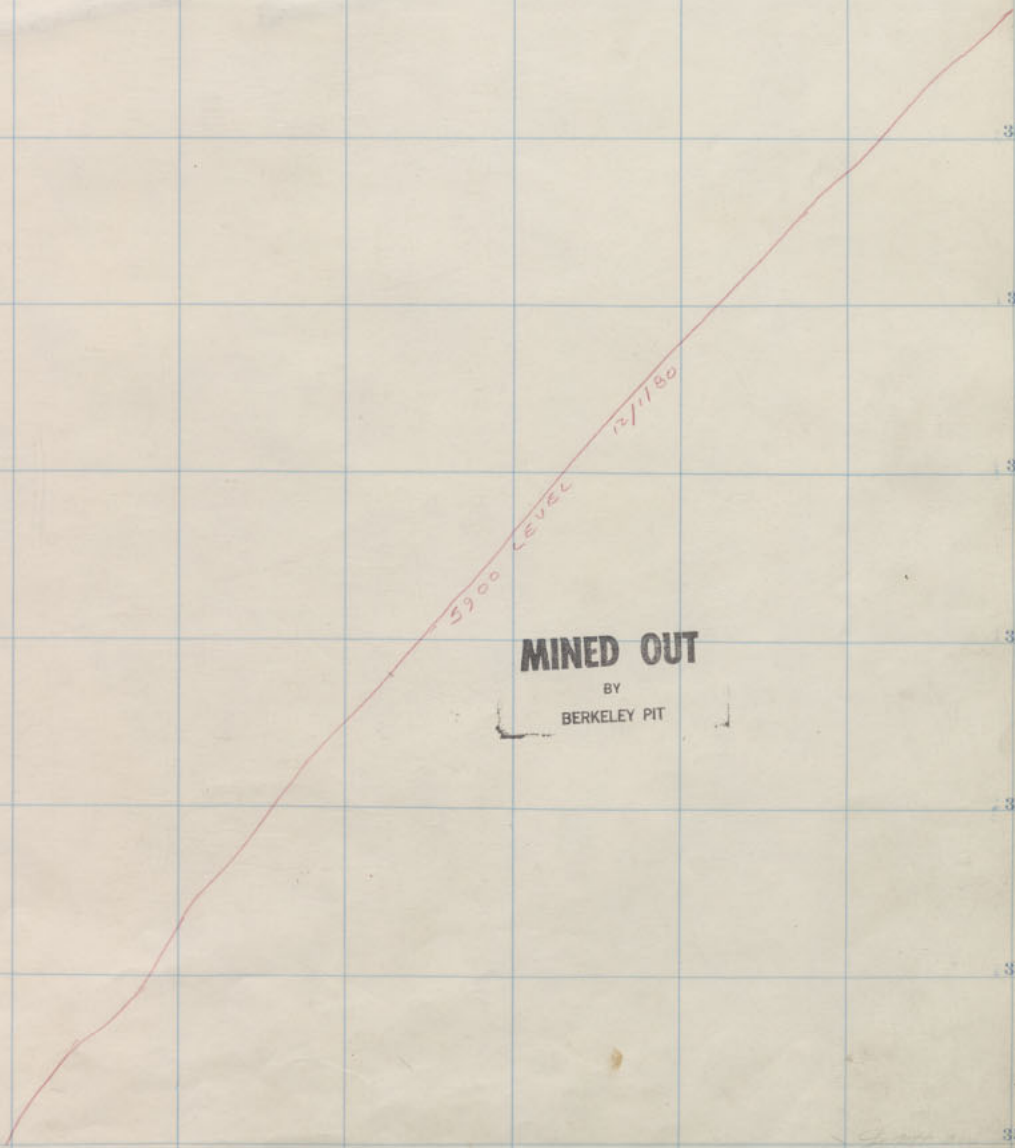
356

355

354

353

352



5900 LEVEL
12/11/80

MINED OUT
BY
BERKELEY PIT

4

5

Dia 600

Dia 500

Dia 400

ELEV 5916

Diamond - 400, 7th Floor

300 301 302 303 304 305 306 307 308 309 310

10



DDH 357-308

210

1

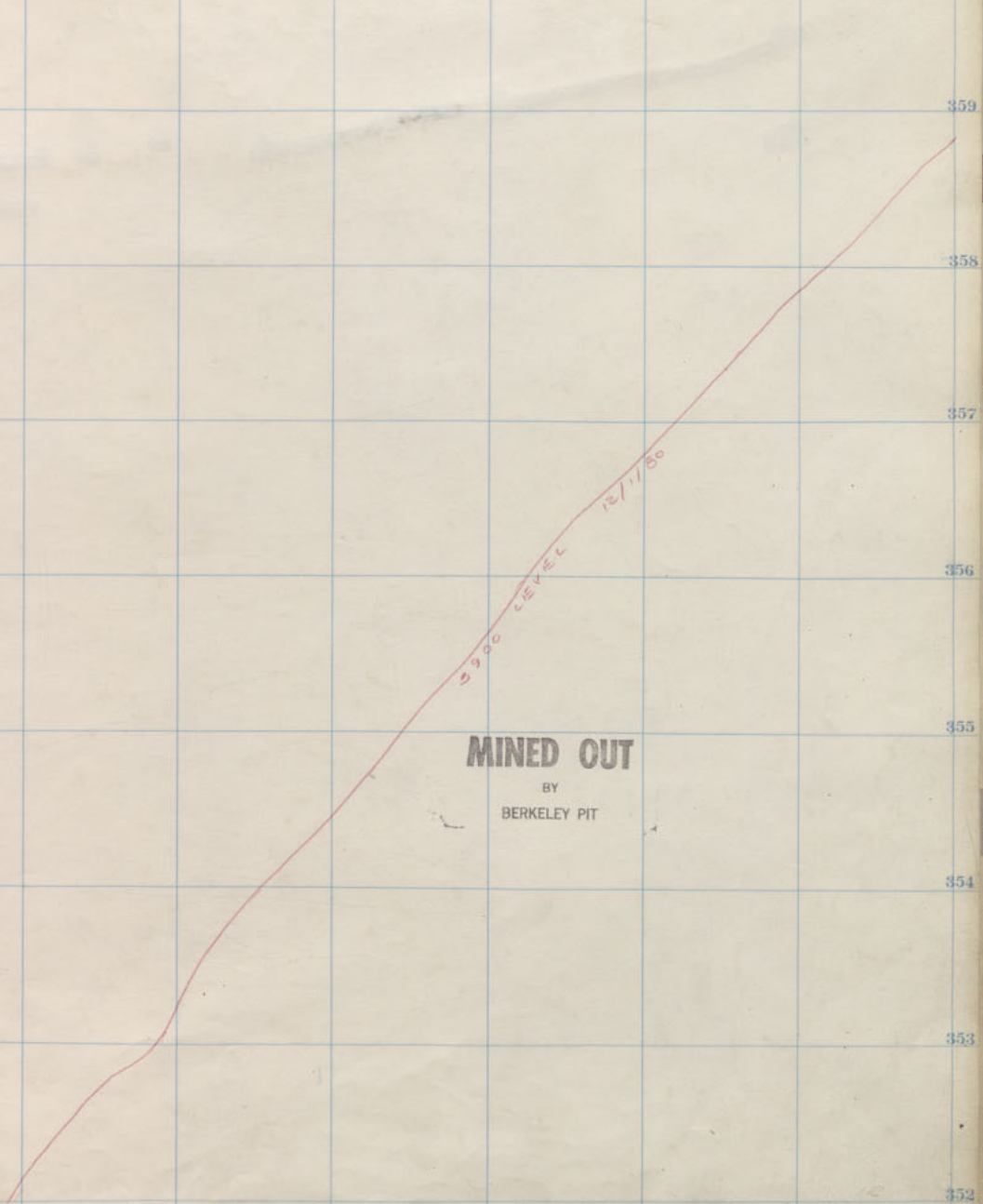
309

P
29
1

312 313 314 315 316 317 318 319 320 321 322



359
358
357
356
355
354
353
352




MINED OUT
BY
BERKELEY PIT

ELEV. 5900

Diamond 400, 6th Floor.

4
5
Dia 600
Dia 500
Dia 400

300 301 302 303 304 305 306 307 308 309 310



DDH 357-300

P
29
1

W Gray Rock 400-2nd Floor

312

313

314

315

316

317

318

319

320

321

322



359

358

357

356

355

354

353

352

4

5

6

7

8

9

10

11

12

13

14

15

16

17

18

19

20

21

22

23

24

25

26

27

28

29

30

31

32

33

34

MINED OUT

BY
BERKELEY PIT

5700
LEVEL
7/11/20

ELEV 5901

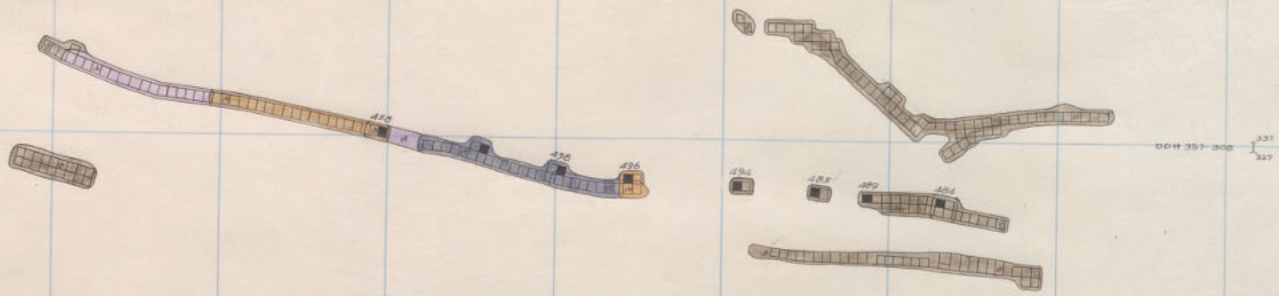
Diamond 400, 5th Floor

Dia
600

Dia
500

Dia
400

300 301 302 303 304 305 306 307 308 309 310



P
29
1

312

313

314

315

316

317

318

319

320

321

322



359

358

357

356

355

354

353

352

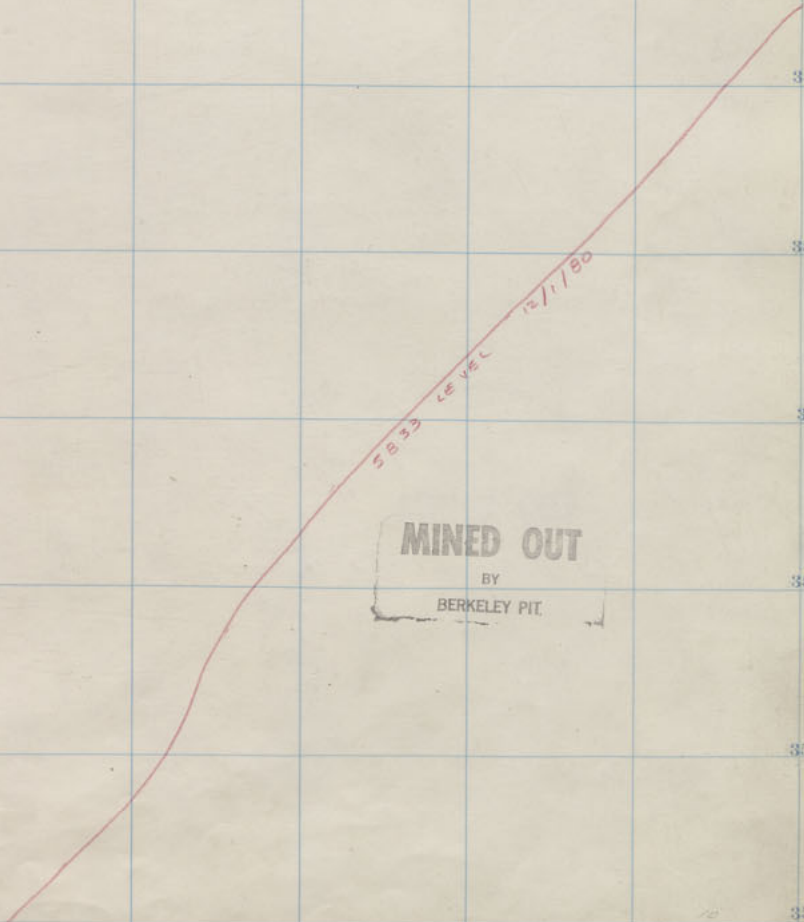
4

5

Dia
600

Dia
500

Dia
400

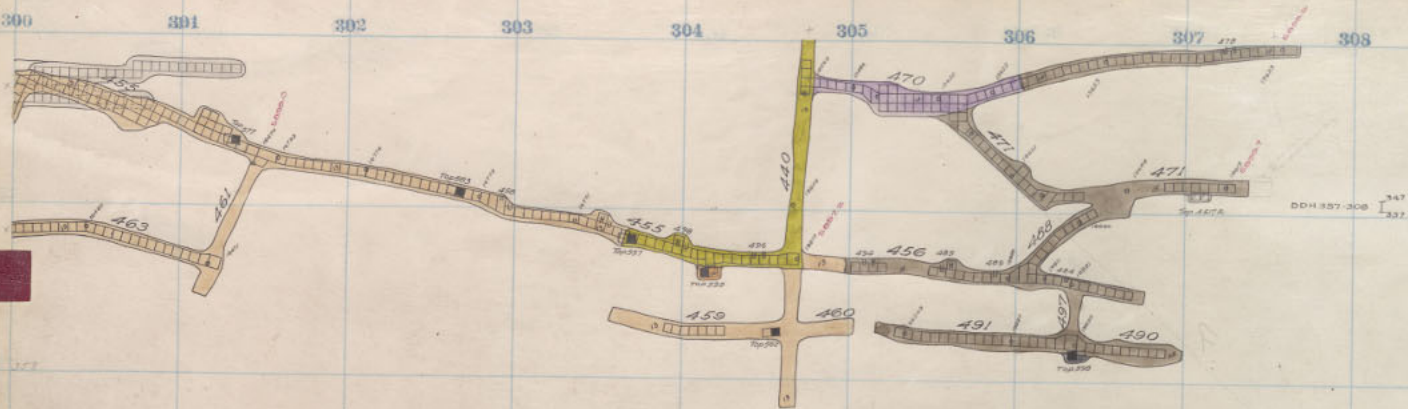


MINED OUT
BY
BERKELEY PIT

ELEV 5892

Diamond 400. 4th Floor.

300 301 302 303 304 305 306 307 308 309 310



W. Gray Rock 400 Sill.
 Green Mtn. 400-9th Floor

312

313

314

315

316

317

318

319

320

321

322



359

358

357

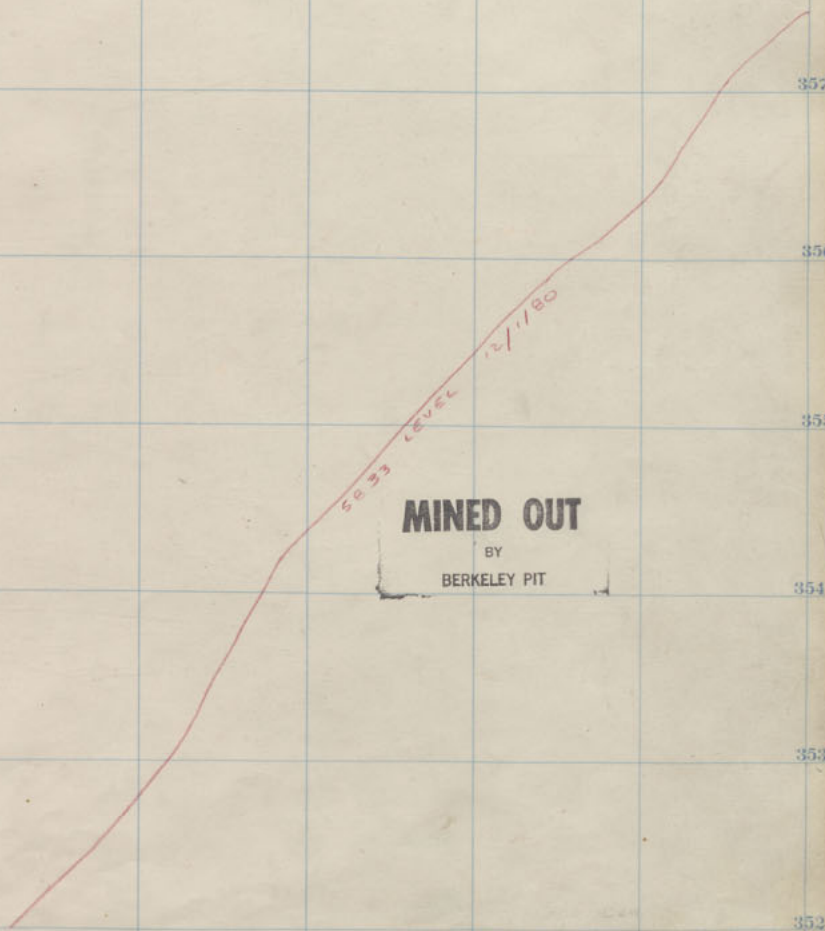
356

355

354

353

352



MINED OUT
BY
BERKELEY PIT

ELEV. 5884

Diamond 400-3rd floor

Dia
600
500
400

300 301 302 303 304 305 306 307 308 309 310



557



557

553

4300



557

DDH 357-308

557

547

557

557

P
29
1

4

W. Gray Rock 500-13th Floor.
Green Mtn. 400-8th "

312

313

314

315

316

317

318

319

320

321

322



359

358

357

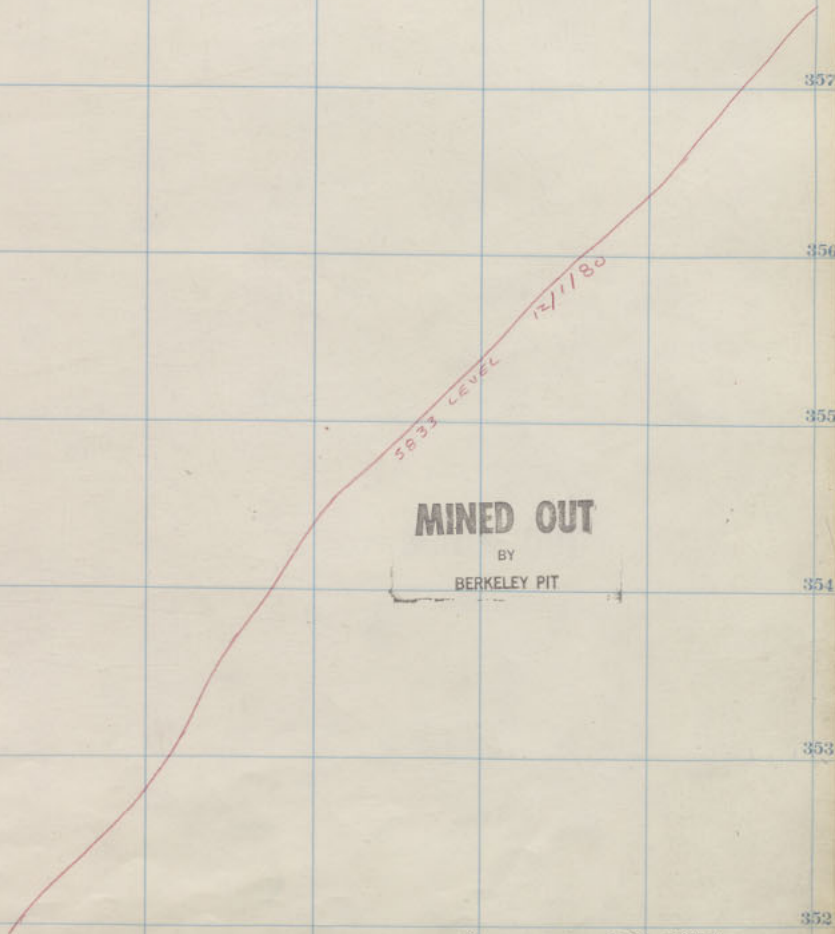
356

355

354

353

352



MINED OUT

BY
BERKELEY PIT

Diamond - 400 - 2nd Floor

ELEV 5878

Dia 600
Dia 500
Dia 400

300 301 302 303 304 305 306 307 308 309 310



301



303



305



307

DDH 307-308

307

307

4

P
29
1

W Gray Rock 500-12th Floor.
Green Mtn. 400-7th "

312 313 314 315 316 317 318 319 320 321 322

359

358

357

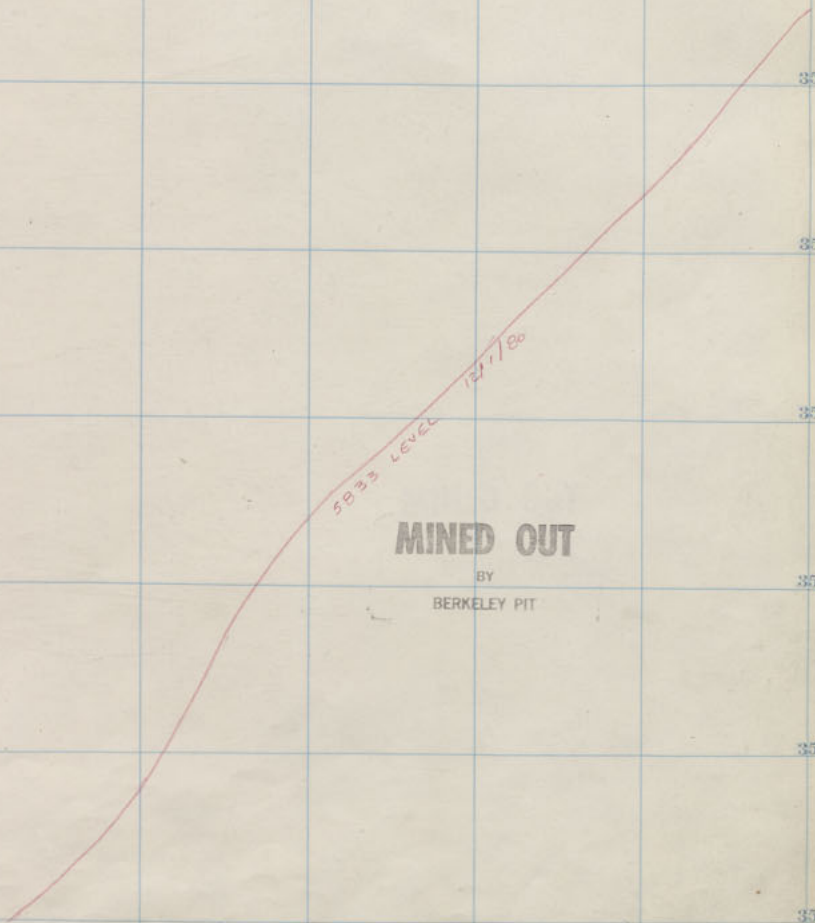
356

355

354

353

352



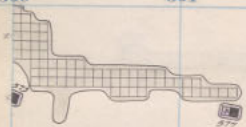
5833 LEVEL
12/1/80

MINED OUT
BY
BERKELEY PIT

Diamond - 400 - 1st Floor
ELEV 5872

Dia 600
Dia 500
Dia 400

300 301 302 303 304 305 306 307 308 309 310



DOH 387-308 I 377
367


4

P
29
1

W. Gray Rock 500-11th Floor.
Green Mtn. 400-6th "

312 313 314 315 316 317 318 319 320 321 322

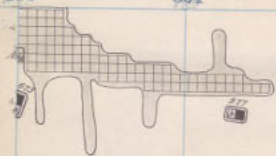
359
358
357
356
355
354
353
352



MINED OUT
BY
BERKELEY PIT

Dia 600
Dia 500
Dia 400

300 301 302 303 304 305 306 307 308 309 310



DDH 357-305
307
308

4

P
29
1

Dis.
400.

W. Gray Rock 500 - 10th Floor.
Green Mfr. 400 - 5th "

W. 19 June 1955

312

313

314

315

316

317

318

319

320

321

322

359

358

357

356

355

354


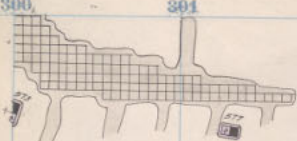
353

352

13
DIA
500
DIA
500

BLANK

300 301 302 303 304 305 306 307 308 309 310



DDH 387-308 386
387

P
29
1

Dia.
400.

W. Gray Rock 500-9th Floor. W.D.J. 400-4th
Green Mtn. 400-4th "

312

313

314

315

316

317

318

319

320

321

322

DAY ONE

359

358

357

356

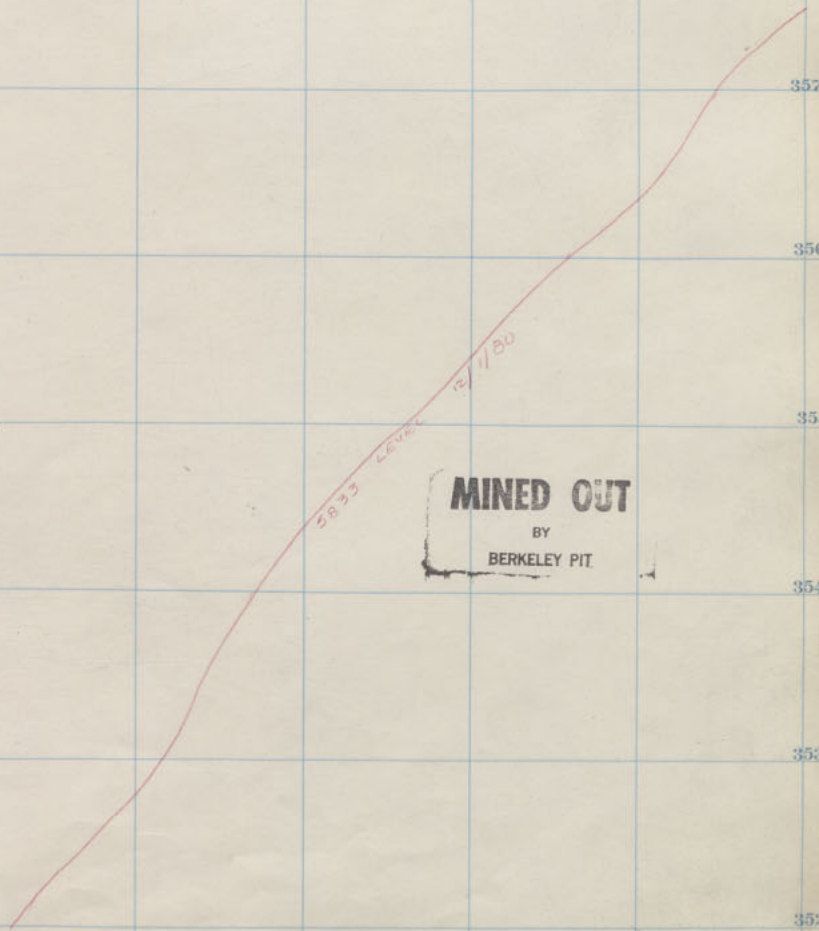
355

354

353

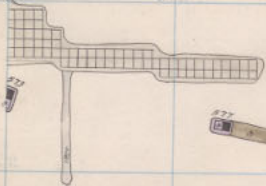
352

Dia 600
Dia 500



MINED OUT
BY
BERKELEY PIT

300 301 302 303 304 305 306 307 308 309 310



DDH357-308 400
308

4

P
29
1

Dis.
400.

W Gray Rock 500-8th Floor.
Green Mtn. 400-3rd "

WUT 400-3

312

313

314

315

316

317

318

319 +

320

321

322

359

358

357

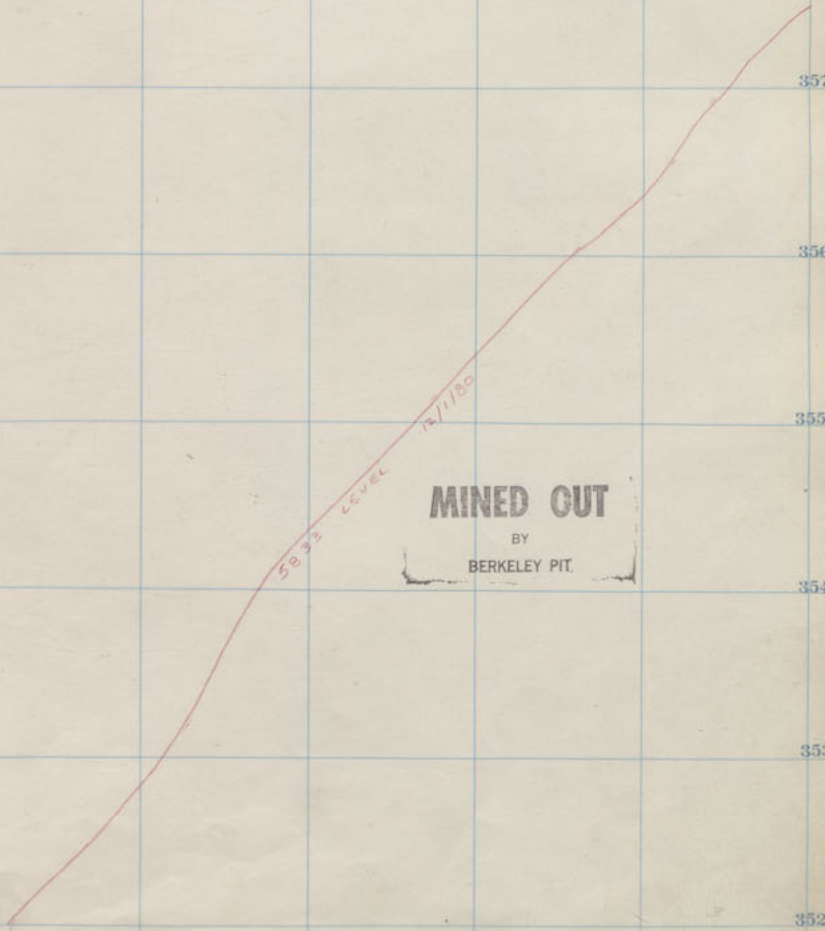
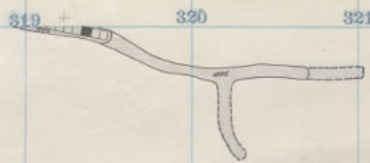
356

355

354

353

352

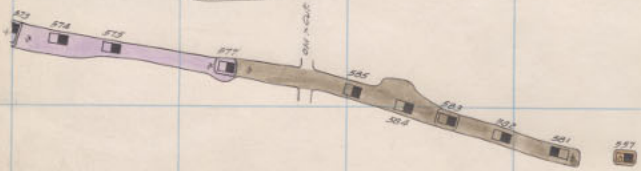


52 33 34 LEVEL 7/1/80

MINED OUT
BY
BERKELEY PIT.

D/a 600
D/a 500

300 301 302 303 304 305 306 307 308 309 310



DDH 357-300 I⁴¹⁷₄₀₀



4

P
2
1

Dia.
400.

W. Gray Rock 500-7th Floor
Green Mtn. 400-2nd "

W. T. J. 100 E

312

313

314

315

316

317


318

319

320

321

322



359

358

357

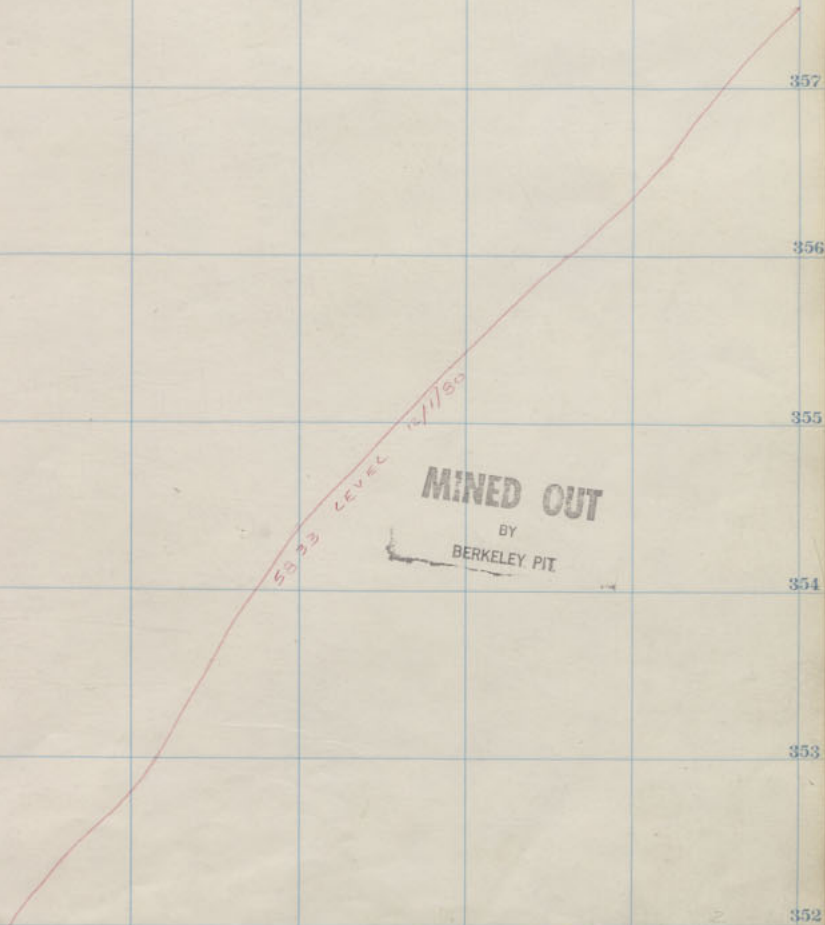
356

355

354

353

352

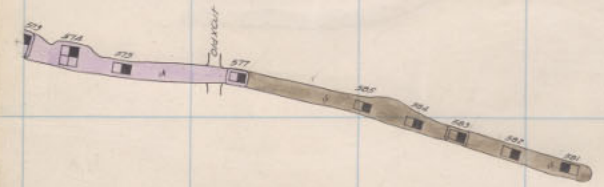


5853
LEVEL 12/1/88

MINED OUT
BY
BERKELEY PIT

Dia. 600.
Dia. 500.

300 301 302 303 304 305 306 307 308 309 310



DDH 357-300 I^{WKT}
A¹⁷



P
29
1

Di.
400.

W. Gray Rock 500-6th Floor.
Green Mtn 400-1st "

W. J. 400-1

312

313

314

315

316

317

318

319

320

321

322



359

358

357

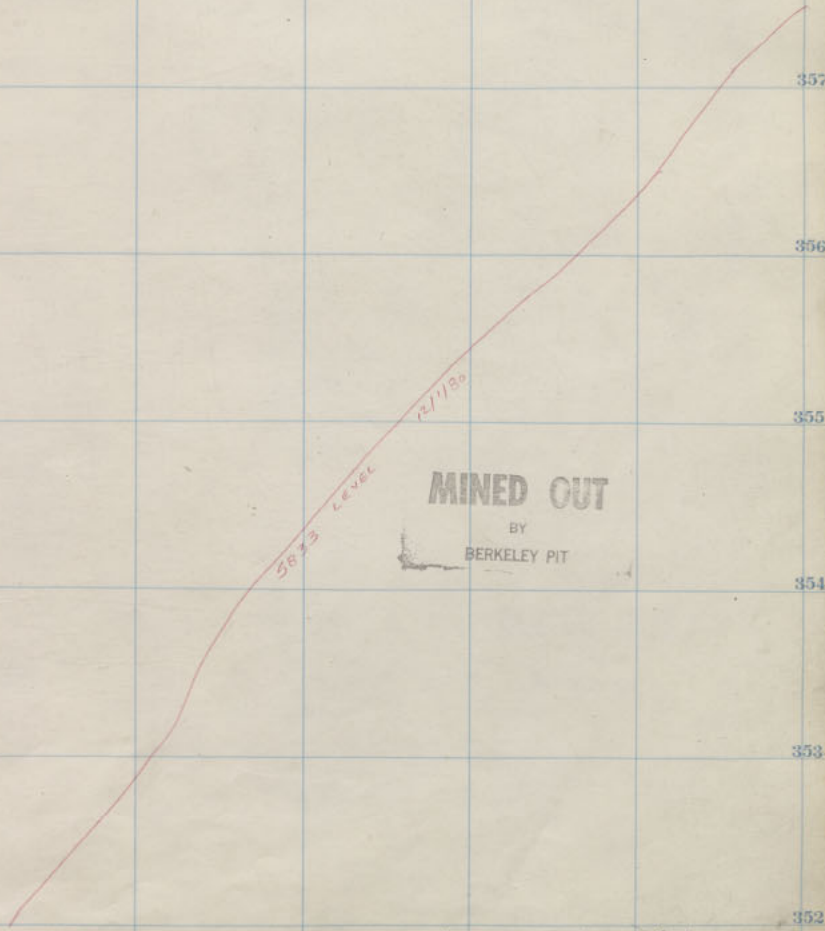
356

355

354

353

352



MINED OUT

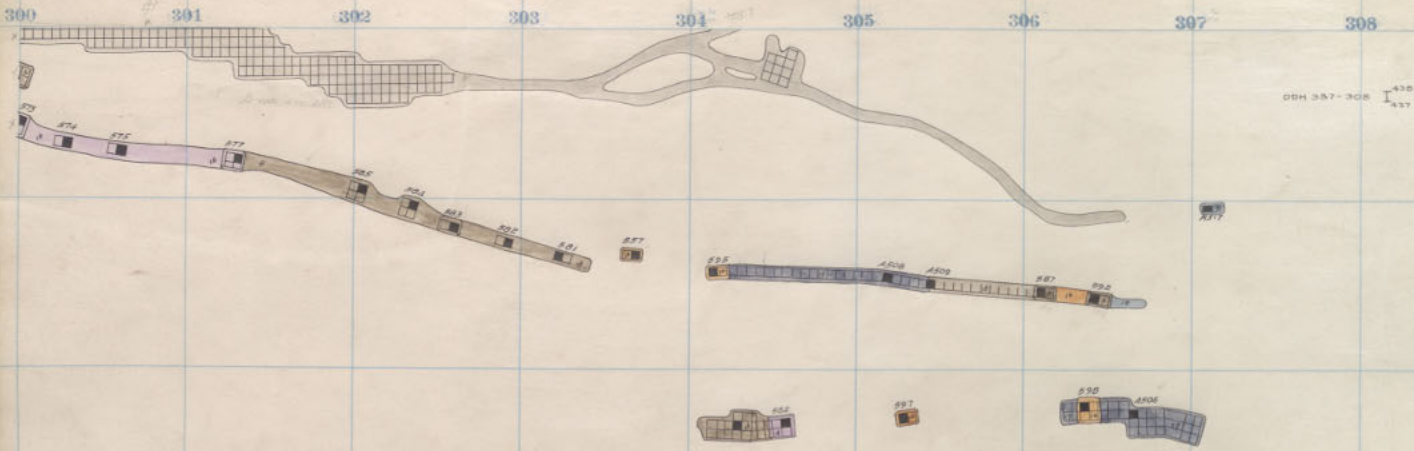
BY
BERKELEY PIT

Diamond - 500 - 9th floor
ELEV. 5830

Dia.
500

Dia.
500

300 301 302 303 304 305 306 307 308 309 310



P
2
1

Dia.
400.

W. Gray Rock 500-5th Floor.
Green Mtn. 400 Sill.

312

313

314

315

316

317

318

319

320

321

322



359

358

357

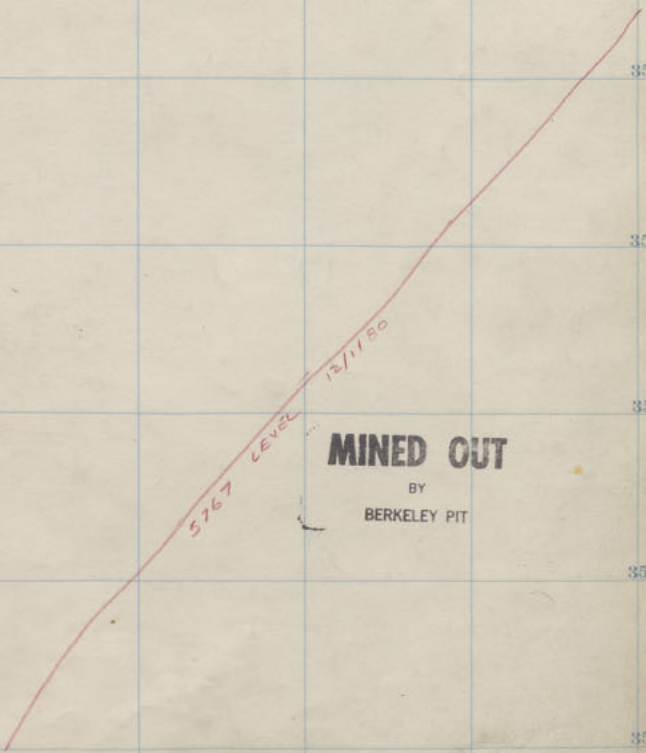
356

355

354

353

352



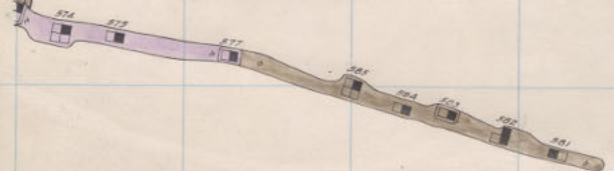
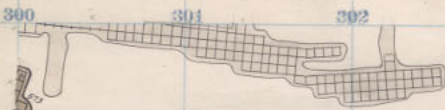
5767 LEVEL
12/11/80

MINED OUT
BY
BERKELEY PIT

ELEV 5829 *Diamond - 500 - 8th Floor*

500
Dia
500
Dia
500

300 301 302 303 304 305 306 307 308 309 310



887



DOH 357-308

ASO
1
442



887



P
29
1

Dis.
400.

W. Gray Rock 500-4th Floor. 1011-544 II
Green Mtn. 500-11th "

312

313

314

315

316

317


318

319

320

321

322



359

358

357

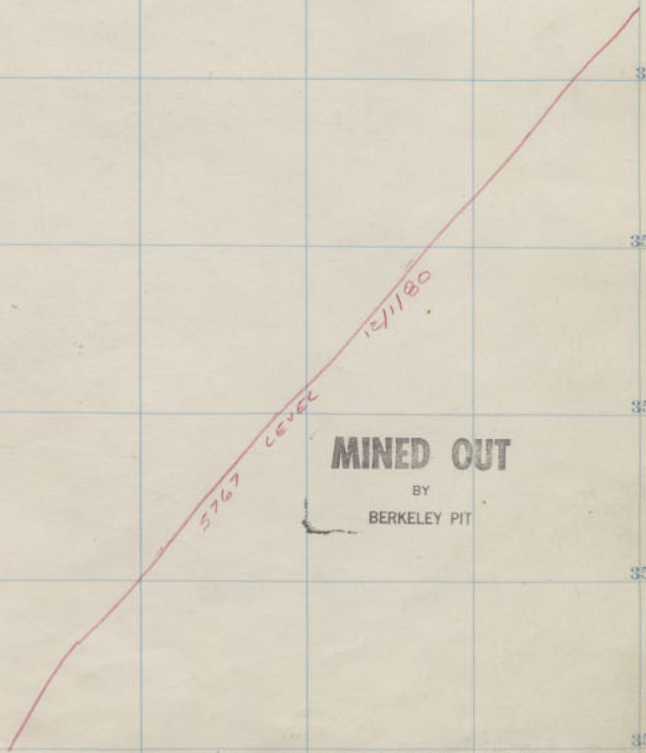
356

355

354

353

352



5767
 2843
 2811/21

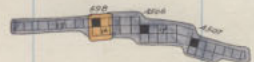
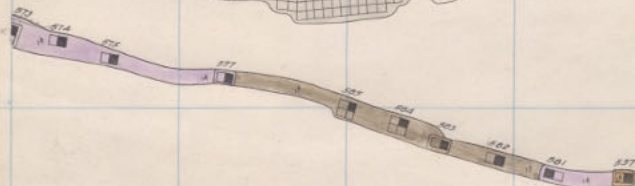
MINED OUT
 BY
 BERKELEY PIT

ELEV 5821 Diamond - 500 - 7th Floor

Dia
 600
 ↑
 Dia
 500

300 301 302 303 304 305 306 307 308 309 310

DDH 357-306
100'



P
29
1

Dis.
400.

312

313

314

315

316

317

318

319

320

321

322



359

358

357

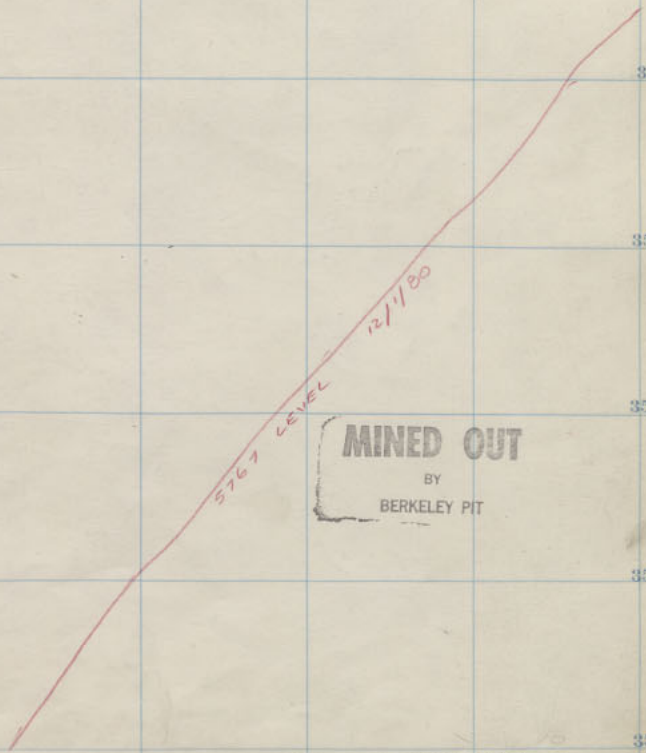
356

355

354

353

352



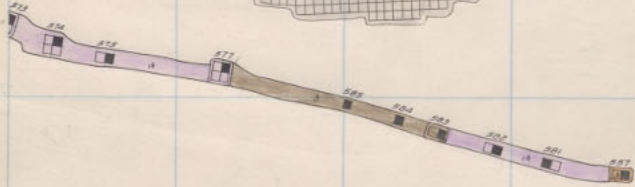
3767 LEVEL
12/1/80

MINED OUT
BY
BERKELEY PIT

Dia
600
Dia
800

300 301 302 303 304 305 306 307 308 309 310

DDH 337-308 I_{APR}
I_{APR}



P
29
1

Dis.
400.

W Gray Rock 500-2nd Floor
Green Mtn. 500-9th "

312

313

314

315

316

317

318

319

320

321

322



359

358

357

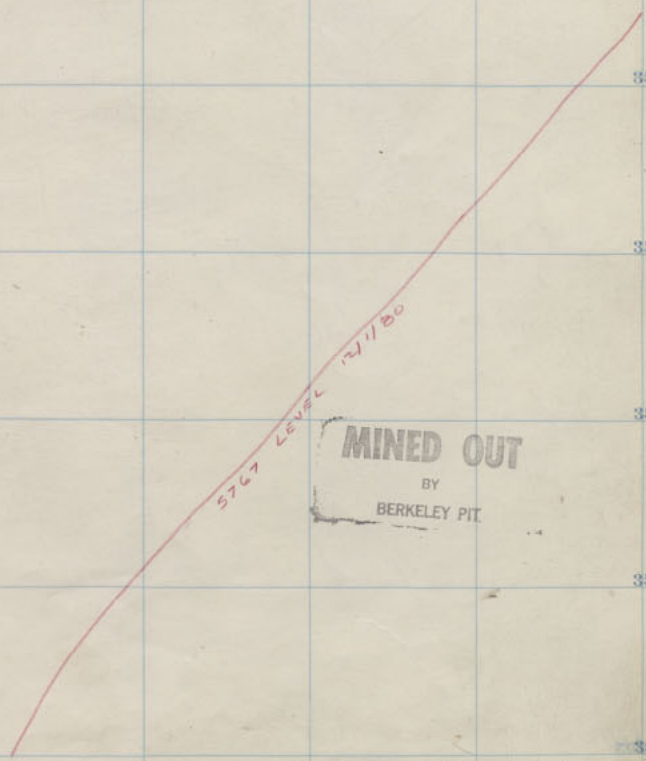
356

355

354

353

352

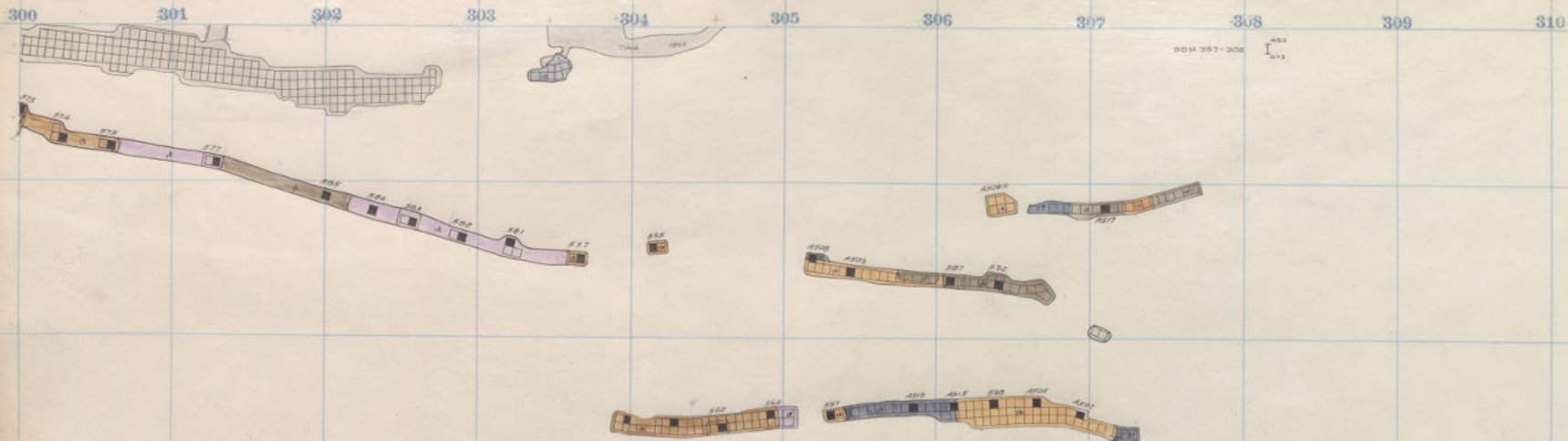


MINED OUT
 BY
 BERKELEY PIT

ELEV. 5806 Diamond - 500 - 5th Floor

Dia
 600
 ↑
 Dia
 500

300 301 302 303 304 305 306 307 308 309 310



DDM 357-308 I 1/2

4

P
2
1

Dia.
400.

W. Gray Rock 500-1st Floor
Green Mfr. 500-8th "

WMS 500-8

312

313

314

315

316

317

318

319

320

321

322



359

358

357

356

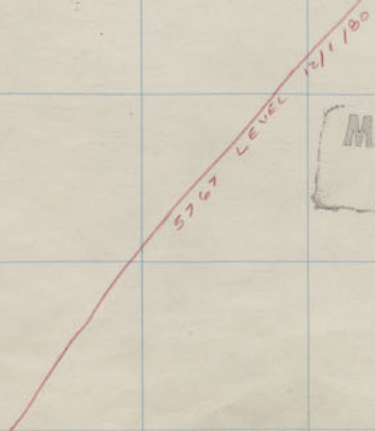
355

354

353

352

5
 Dia
 600
 Dia
 500



MINED OUT
 BY
 BERKELEY PIT

ELEV. 5799 *Diamond - 500 - 4th Floor*



4

5

P
2
1

Di. 400

W. Gray Rock 500 Sill.
Green Min. 500-7th Floor.

312

313

314

315

316

317

318

319

320

321

322



359

358

357

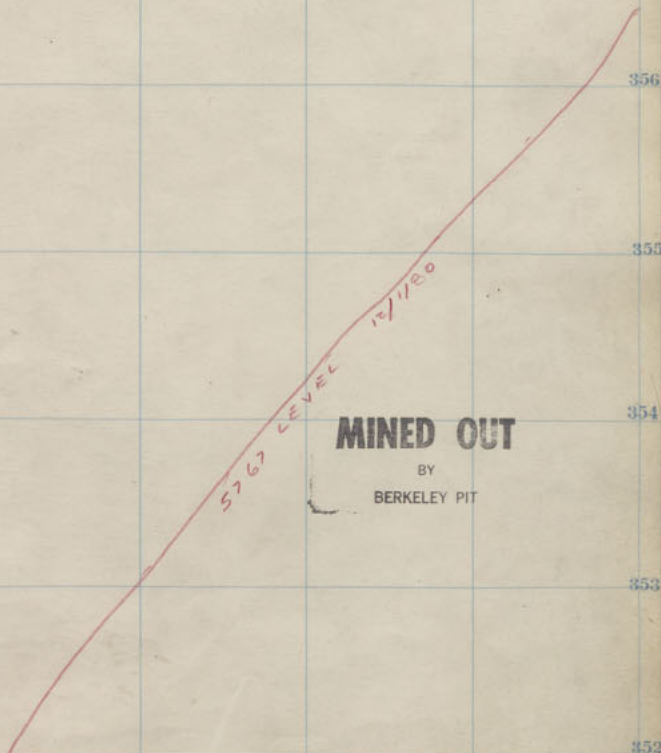
356

355

354

353

352

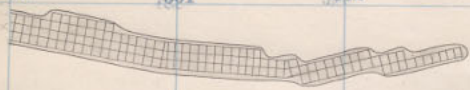


MINED OUT

BY
BERKELEY PIT

ELEV. 5791 Diamond 500 - 3rd Floor

Dia
600
Dia
800



WGR

70

70

70

SECTION 70

Note
Floor +5' above this.
Holes q. Rock

4

5

P
23
1

Dia.
400.

600-15

312

313

314

315

316

317

318

319

320

321

322



359

358

357

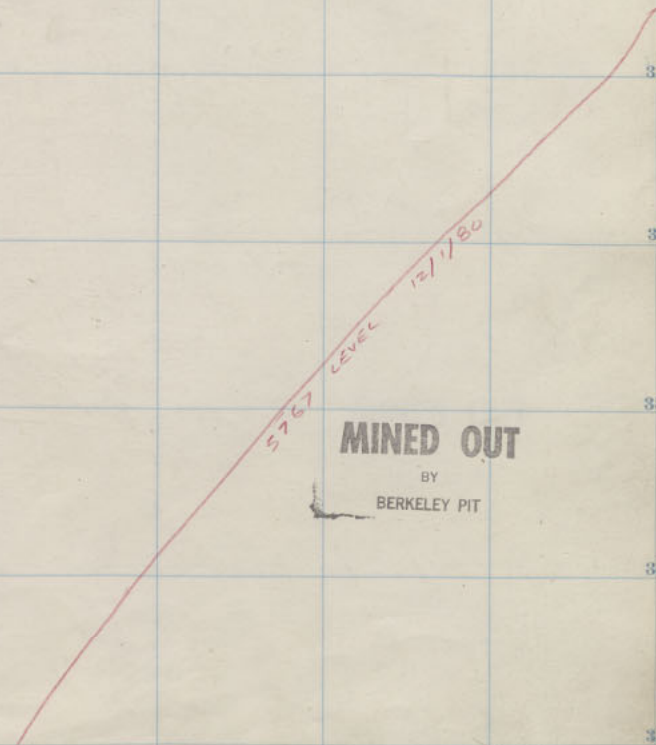
356

355

354

353

352



MINED OUT
 BY
 BERKELEY PIT

Dia
600

Dia
500

300 301 302 303 304 305 306 307 308 309 310



4

5

P
2
1

Diag.
400

600-14

W. Gray Rock 700-25th Floor
Green Mtn. 500-5th "

312

313

314

315

316

317

318

319

320

321

322

359

358

357

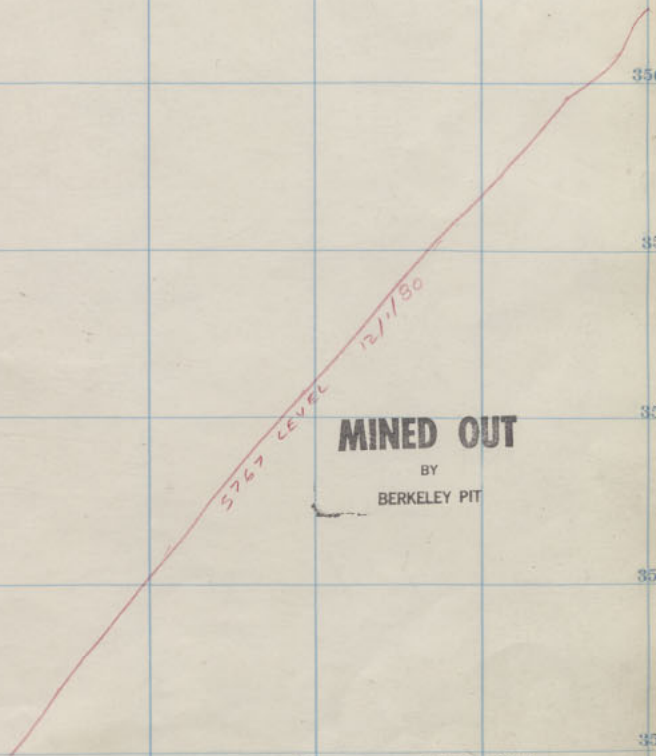
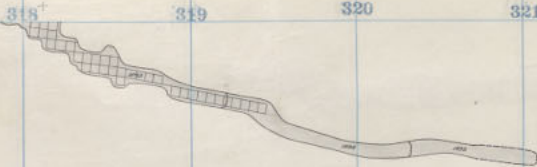
356

355

354

353

352


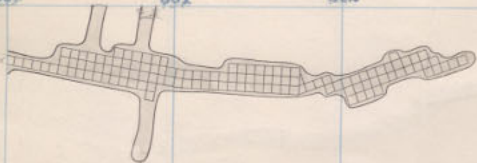


MINED OUT
 BY
 BERKELEY PIT

ELEV 5776 *Diamond - 500 - 1st Floor*
 500 12/1/80

D/a 600
 D/a 800

300 301 302 303 304 305 306 307 308 309 310



4

5

P
2
1

Dia.
400.

600-13

W. Gray Rock 700 - 2nd Floor
Green Mtn. 500 - 4th "

312

313

314

315

316

317

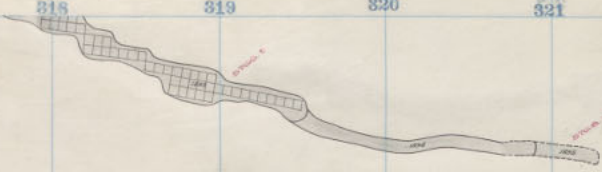
318

319

320

321

322



359

358

357

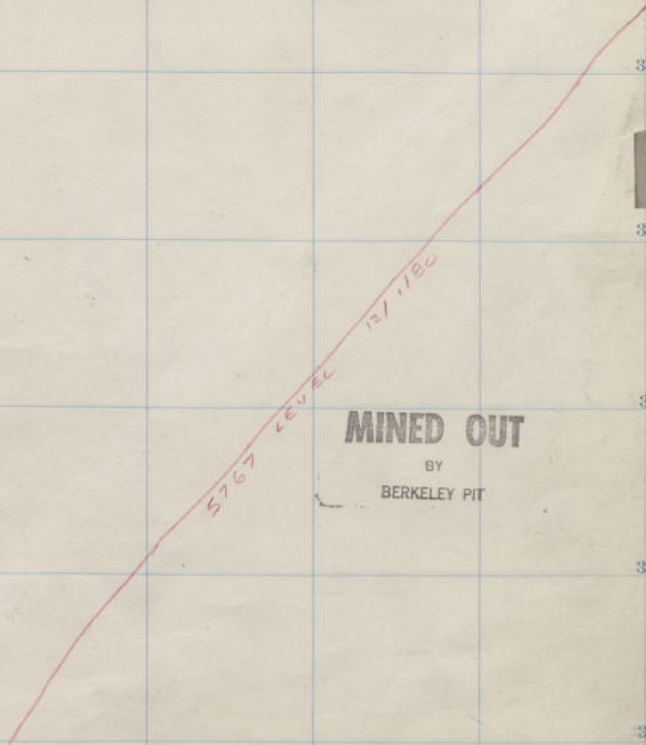
356

355

354

353

352




MINED OUT
 BY
 BERKELEY PIT

DIA 600

DIA 500

300 301 302 303 304 305 306 307 308 309 310



4

5

500

400

W Gray Rock 700 - 23rd Floor
Green Mtn. 500 - 3rd "

312

313

314

315

316

317

318

319

320

321

322



359

358

357

356

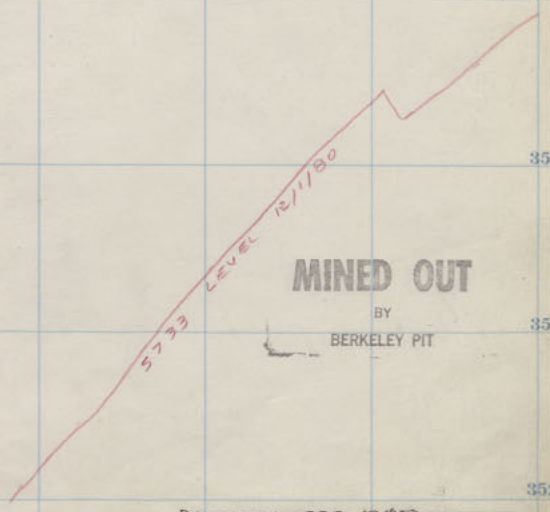
355

354

353

352

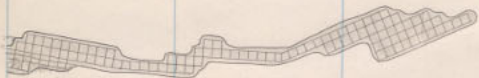
DIA
600



MINED OUT

BY
BERKELEY PIT

ELEV 5758 *Diamond - 600 - 12th Floor*



*Chart
at 1000 ft
level*

4

5



P
2
1

500

400

312

313

314

315

316

317

318

319

320

321

322



359

358

357

356

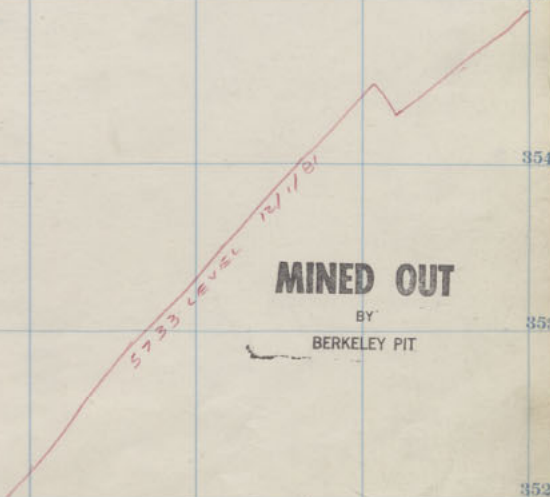
355

354

353

352

Dia
 600
 ↑





5733 LEVEL 12/1/01

MINED OUT
 BY
 BERKELEY PIT

ELEV 5750 *Diamond - 600 - 11th Floor*

300 301 302 303 304 305 306 307 308 309 310



4

5

Dia 500

Dia. 400

312

313

314

315

316

317

318

319

320

321

322



359

358

357

356

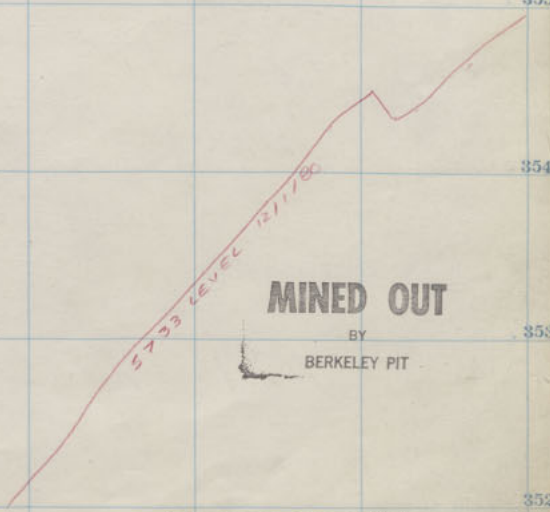
355

354

353

352

Dia
600
↑



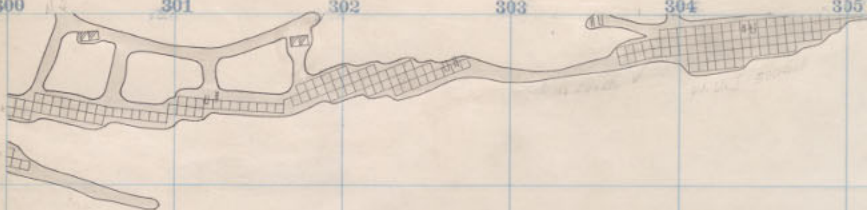
MINED OUT

BY

BERKELEY PIT

ELEV 5742 *Diamond - 600 - 10th Floor*

300 301 302 303 304 305 306 307 308 309 310



4

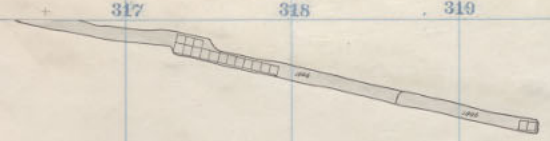


5

Dia 500

Dia 400

312 313 314 315 316 317 318 319 320 321 322



359

358

357

356

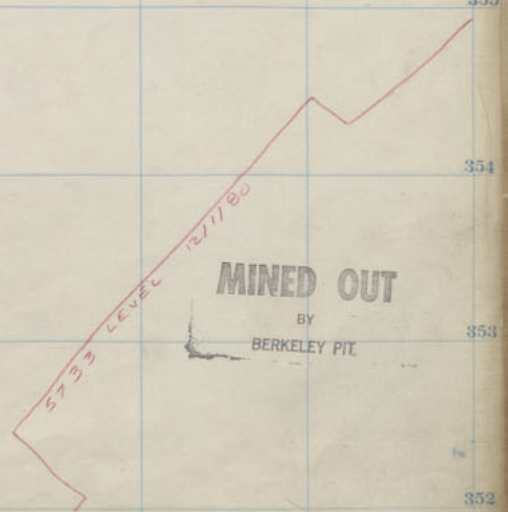
355

354

353

352

Dip
600
↑



5733 LEVEL 12/1/80

MINED OUT
BY
BERKELEY PIT

Diamond 600-9*Floor.
ELEV. 5735

300 301 302 303 304 305 306 307 308 309 310



4

5

P
2
1

Di. 300

Di. 400

W. Gray Rock 700-19th Floor.
Green Mtn. 600-16th "

312

313

314

315

316

317

318

319

320

321

322



359

358

357

356

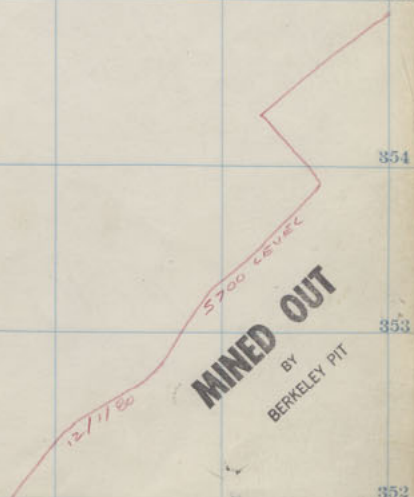
355

354

353

352

600




MINED OUT
BY
BERKELEY PIT

EL. 5727 *Diamond - 600 - 8th floor.*

300 301 302 303 304 305 306 307 308 309 310

CH
CR



CH



CH
CR



4

5

P
2
1

Di. 300

Di. 400

312

313

314

316

316

317

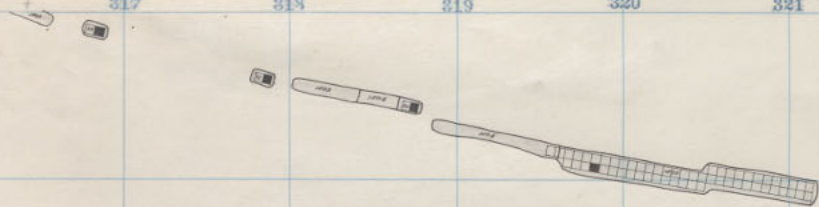
318

319

320

321

322



359

358

357

356


355

354

353

352

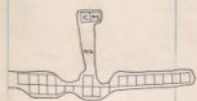
Dia
 600
 ↑



5700 LEVEL
MINED OUT
 BY
 BERKELEY PIT

ELEV 5719 *Diamond - 600 - 7th Floor*

300 301 302 303 304 305 306 307 308 309 310



4

5

P
2
1

Dia. 800

Dia. 400

W Gray Rock 700-17th Floor
Green Mtn. 600-14th "

312

313

314

315

316

317

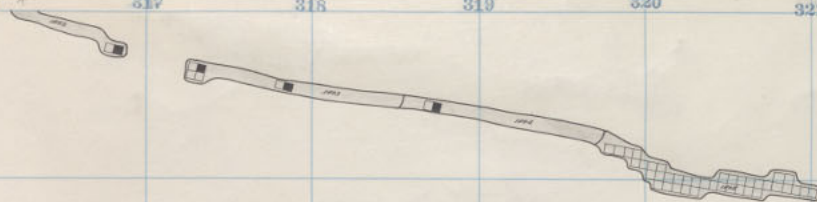
318

319

320

321

322



359

358

357


356

355

354

353

352

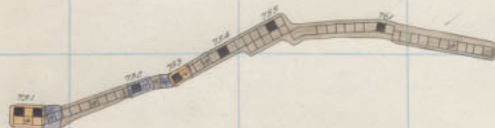
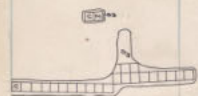


5700 LEVEL 12/17/80
MINED OUT
 BY
 BERKELEY PIT

ELEV 5711 Diamond - 600-6th Floor.

DIA
 600
 1

300 301 302 303 304 305 306 307 308 309 310



4

5

P
2
1

Dia.
500

Dia.
400

W. Gray Rock 700-16th Floor.
Green Mtn. 600-13th "

312

313

314

315

316

317

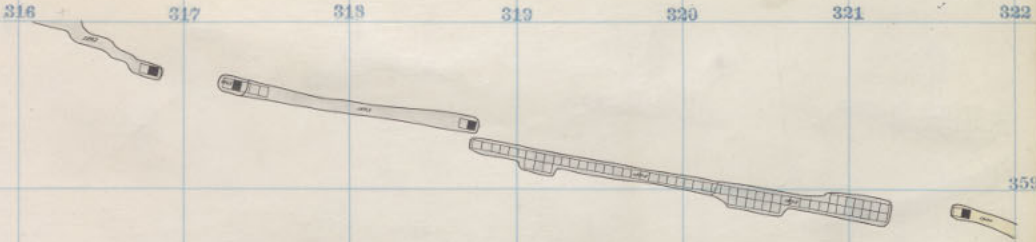
318

319

320

321

322



359

358

357

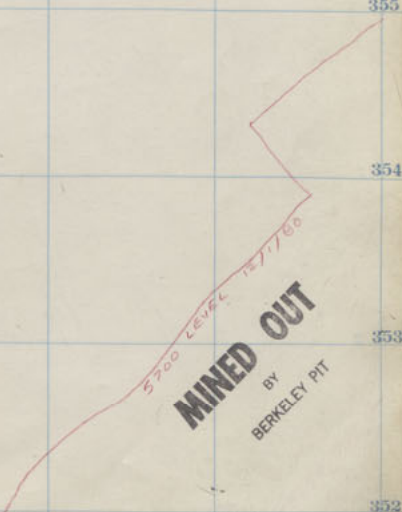
356

355

354

353

352



MINED OUT
BY
BERKELEY PIT

Diamond - 600 - 5th Floor
ELEV 5703

DIA
600
↑

300 301 302 303 304 305 306 307 308 309 310



4

5

Diag. 500

Diag. 400

W. Gray Rock 700 - 15th Floor
Green Mfn. 600 - 12th "

312 313 314 315 316 317 318 319 320 321 322

359

358

357

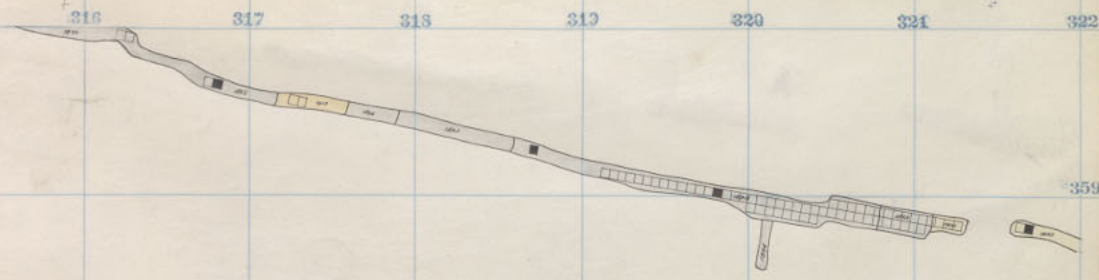
356

355

354

353

352

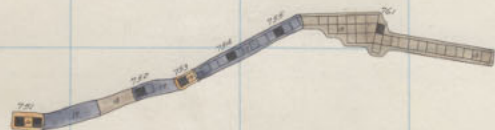
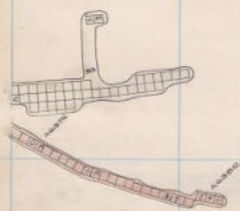


DIA
600
↑

5633 12/186

Diamond - 600 - 4th Floor.
ELEV. 5695

300 301 302 303 304 305 306 307 308 309 310



4

5

Di. 500

Di. 400

W. Gray Rock 700-14th Floor
Green Mtn 600-11th "

312

313

314

315

316

317

318

319

320

321

322

359

358

357

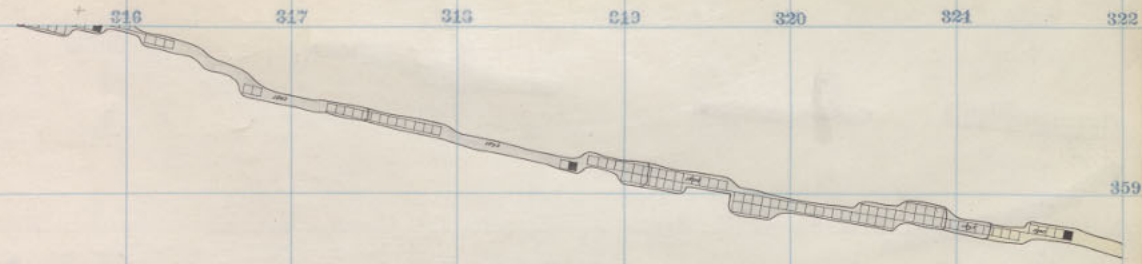
356

355

354

353

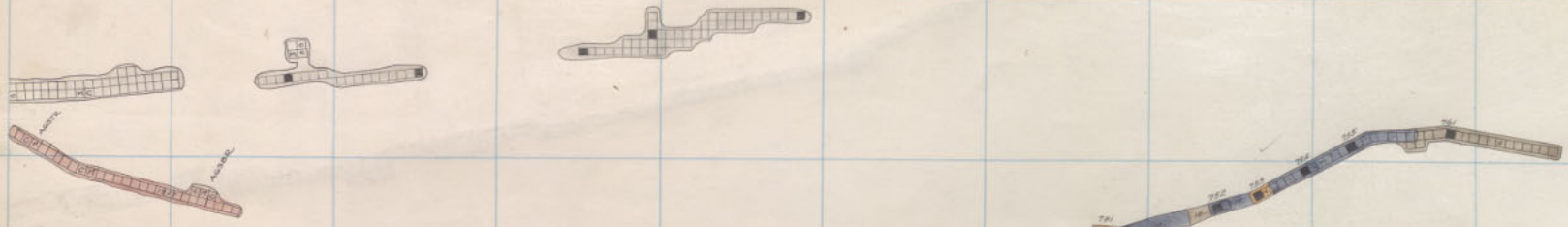
352



353 12/19/56

Diamond - 600 - 3rd Floor.
ELEV. 5685

300 301 302 303 304 305 306 307 308 309 310



4

5

P
2
1

Di. 500

Di. 400

W Gray Rock 700 - 13th Floor.
Green Mtn. 600 - 10th "

312

313

314

315

316

317

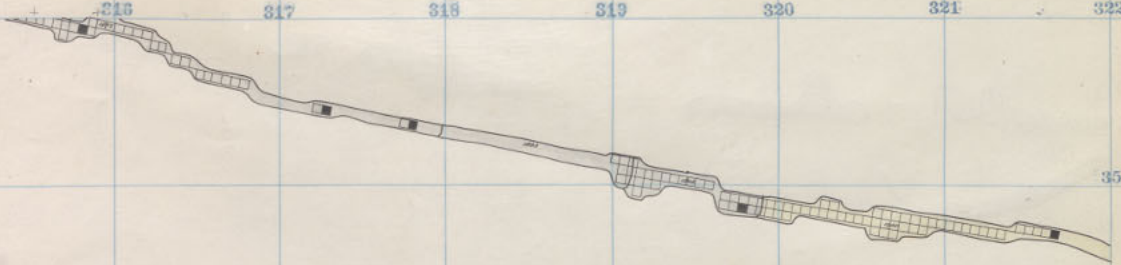
318

319

320

321

322



359

358

357

356

355

354

353

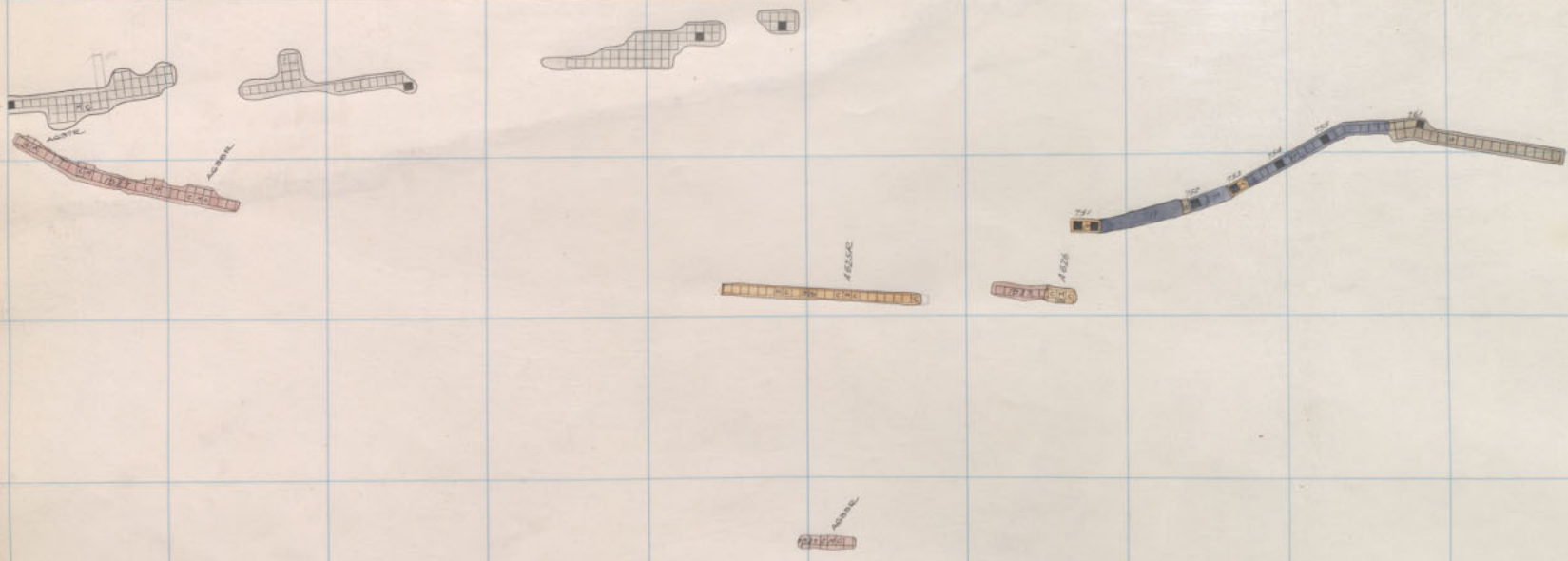
352

DIA
 600
 1

Diamond - 600 - 2nd Floor
 ELEV. 5680

5633 12/1/50

300 301 302 303 304 305 306 307 308 309 310



4

5

P
29
1

dia.
500

dia.
400

312

313

314

315

316

317

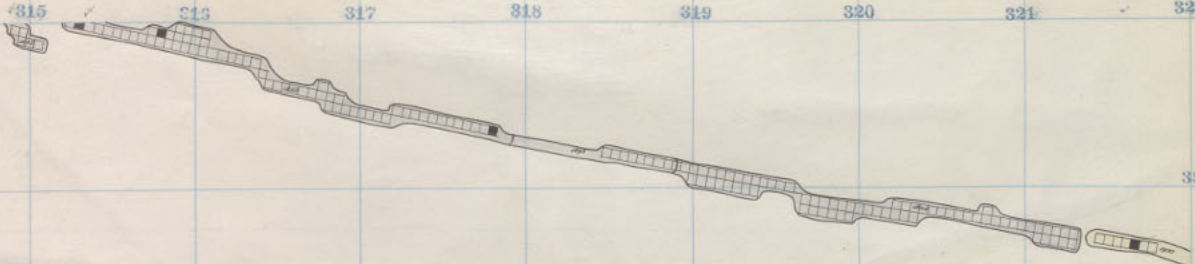
318

319

320

321

322



359

358

357

356

355

354

353

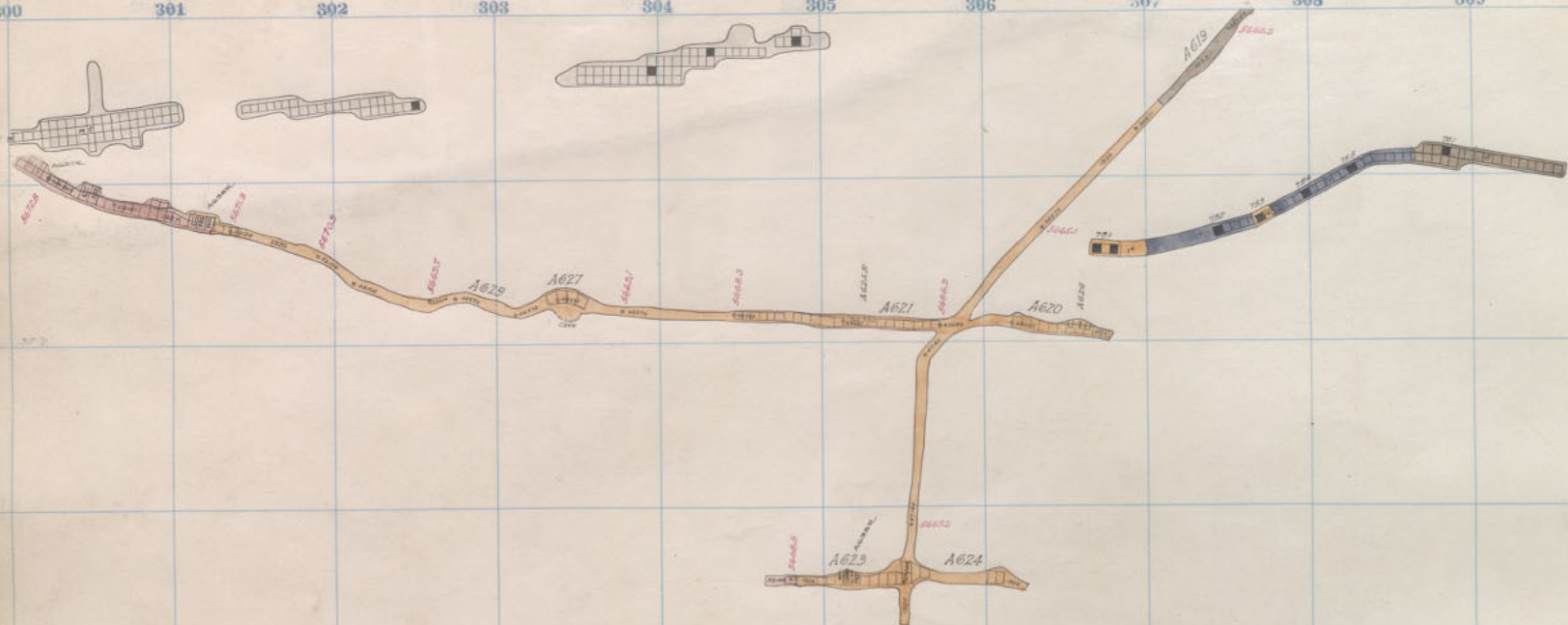
352

DIA
 600
 ↑

5633 12/1/89

Diamond - 600 - 1st Floor:
 ELEV. 5672

300 301 302 303 304 305 306 307 308 309 310



4

5

P
29
1

Dia.
500

Dia.
400

DIAMOND - 600-511
 W. Gray Rock 700-11th Floor.
 Green Mtn. 600-8th "

312

313

314

315

316

317

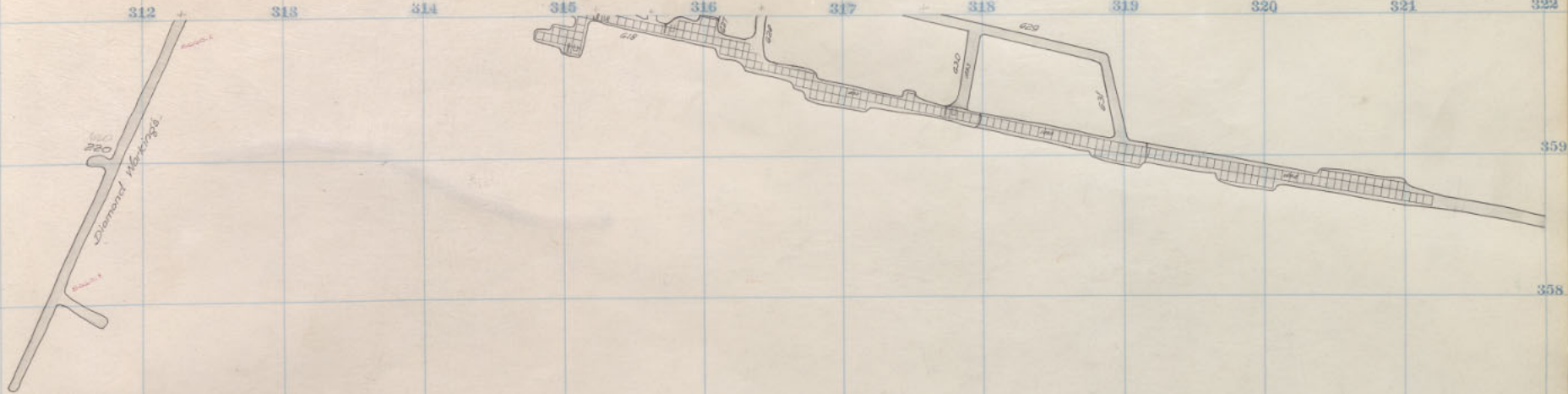
318

319

320

321

322



359

358

357

356

355

354

353

352

DIA
600

Diamond - 600 - S111
ELEV. 5662

ELEV. 5671/55

300 301 302 303 304 305 306 307 308 309 310



4

5

P
29
1

Dia.
600

Dia.
500

Dia.
400

312 313 314 315 316 317 318 319 320 321 322

359

358

357

356

355

354

353

5633 7/11/50

352

Blank for 86M

10

300 301 302 303 304 305 306 307 308 309 310



4

5

P
29
1

Dia.
200

Dia.
500

Dia.
400

W.T. 100-7

Draw No. 100-7
W Gray Rock 700 - 9th Floor.

312

313

314

315

316

317

318

319

320

321

322

323

324

325

326

359

360

358

357

356

355

354

353

352

DIA 700-12-1/2 Floor

563 12/7/83

4


5

P
29
1

Dia.
500

Dia.
500

Dia.
400



4


5

P
29
1

Dia
200

Dia
500

Dia
400



P
29
1

