



RAVIN


II

10

3


Q

28





25 STEW 28
3200
Mt CON
3800
25
Mt CON
Mt CON



STEWARD 2800 SILL

267

268

269

270

271

272

273

274

275

276

277

278

368

367

366

365

364

363

362

361

360

3200
Mt. Con
3800
Mt. Con

STEIN 28 Q25

	256	257	258	259	260	261	262	263	264	265	266	267
368												
367												
366												
365												
364												
363												
362												
361												
360												

3200-36

267	268	269	270	271	272	273	274	275	276	277	278
											368
											367
											366
											365
											364
											363
											362
											361
											360

3200
Mt. Con
3800
Mt. Con

STEW.25 Q25

	256	257	258	259	260	261	262	263	264	265	266	267
368												
367												
366												
365												
364												
363												
362												
361												
360												

3200-85

267

268

269

270

271

272

273

274

275

276

277

278

368

367

366

365

364

363

362

361

360

3200
Mt. CON
3800
Mt. CON

STEW.28 Q25

	256	257	258	259	260	261	262	263	264	265	266	267
368												
367												
366												
365												
364												
363												
362												
361												
360												

3200-34

STEIN 28 Q25

368	256	257	258	259	260	261	262	263	264	265	266	267
367												
366												
365												
364												
363												
362												
361												
360												

3200-33

267

268

269

270

271

272

273

274

275

276

277

278

368

367

366

365

364

363

362

361

360

3200
Mt. CON
25
3800
25
Mt. CON
25
Mt. CON
25

STEW.28 Q25

368	256	257	258	259	260	261	262	263	264	265	266	267
367												
366												
365												
364												
363												
362												
361												
360												

3200-32

STEIN 28 Q 25

	256	257	258	259	260	261	262	263	264	265	266	267
368												
367												
366												
365												
364												
363												
362												
361												
360												

3200-31

267

268

269

270

271

272

273

274

275

276

277

278

368

367

366

365

364

363


362

361

360

3200
Mt. Con
3800
5
Mt. Con

STEM 28 Q25



200-30

267

268

269

270

271

272

273

274

275

276

277

278

368

367

366

365

364

363


362

361

360

3200
Mt. Con
3800
Mt. Con

STEW.25 Q25



3200-29

267

268

269

270

271

272

273

274

275

276

277

278

368

367

366

365

364

363

362

361

360

3200
Mt. CON
3800
Mt. CON

STEIN 28 Q25

	256	257	258	259	260	261	262	263	264	265	266	267
368												
367												
366												
365												
364												
363												
362												
361												
360												



3200-28

267

268

269

270

271

272

273

274

275

276

277

278

368

367

366

365

364

363

362

361

360

3200
Mt. CON


3800
Mt. CON

3800
Mt. CON

3800
Mt. CON

3800
Mt. CON

STEW.25 Q25



3200-27

267

268

269

270

271

272

273

274

275

276

277

278

368

367

366

365

364

363


362

361

360

3200
Mt. CON
3800
Mt. CON

STEW. 25 Q 25



3500-26

267

268

269

270

271

272

273

274

275

276

277

278

368

367

366

365

364

363


362

361

360

3200
Mt. CON
25
3800
25
Mt. CON
25
Mt. CON

STEW.28 Q25



3200-25

267

268

269

270

271

272

273

274

275

276

277

278

368

367

366

365

364

363

362

361

360

3200
Mt. CON
25
3800
25
Mt. CON
25
Mt. CON
25
3400

STEIN 28 Q25

	256	257	258	259	260	261	262	263	264	265	266	267
368												
367												
366												
365												
364												
363												
362												
361												
360												



3200-24

267

268

269

270

271

272

273

274

275

276

277

278

368

367

366

365

364

363


362

361

360

3200
Mt. CON
25
3800
25
Mt. CON
25
Mt. CON
25
Mt. CON
25

STEIN 28 Q25



3200-25

267

268

269

270

271

272

273

274

275

276

277

278

368

367

366

365

364

363


362

361

360

3200
Mt CON
25
3800
Mt CON
25
Mt CON
25
Mt CON
25
3400

STEIN 28 Q25



3200-22

267

268

269

270

271

272

273

274

275

276

277

278

368

367

366

365

364

363


362

361

360

3200
Mt CON
25
3800
Mt CON
25
Mt CON
25
Mt CON
25
3400
Mt CON

STEN 28 Q 25



3200-21

267

268

269

270

271

272

273

274

275

276

277

278

368

367

366

365

364

363

362

361

360


3200
Mt CON

25
Mt CON

25
Mt CON

25
Mt CON
3400

STEIN 28 Q 25



3240 - 20

267

268

269

270

271

272

273

274

275

276

277

278

368

367

366

365

364

363


362

361

360

3200
Mt CON
3800
Mt CON
3400
Mt CON

STEIN-28 Q25

	256	257	258	259	260	261	262	263	264	265	266	267
368												
367												
366												
365												
364												
363												
362												
361												
360												

3200-19

267

268

269

270

271

272

273

274

275

276

277

278

368

367

366

365

364

363

362



361

360

3200
Mt CON
25
3800
Mt CON
25
Mt CON
25
Mt CON
25
3400
Mt CON

31-0325-4027M

STEIN-28 Q25

368	256	257	258	259	260	261	262	263	264	265	266	267
			 C2299R	 C2299R								
367												
366												
365												
364												
363												
362												
361												
360												

Mt. CON 3200-18

267

268

269

270

271

272

273

274

275

276

277

278

368

367

366

365

364

363


362

361

360

3200
Mt CON
25
3800
Mt CON
25
Mt CON
25
Mt CON
25
3400
Mt CON

STEIN 25 Q 25



MT. CON 3200-17

267

268

269

270

271

272

273

274

275

276

277

278

368

367

366

365

364

363

362

361

360

3200
Mt CON


3800
Mt CON

3200
Mt CON

3400
Mt CON

Mt. Con 3200

STEIN 28 Q 25



MT. CON 3200-16

267

268

269

270

271

272

273

274

275

276

277

278

368

367

366

365

364

363


362

361

360

3200
Mt CON
25
3800
Mt CON
25
Mt CON
25
Mt CON
25
3400

STEM 25 Q 25



MT. CON 3200-15

267

268

269

270

271

272

273

274

275

276


277

278

										368
										367
										366
										365
										364
										363
										362
										361
										360

3200
Mt CON3800
Mt CON3200
Mt CON3400
Mt CON

STEIN 28 Q 25



MT. CON 3200-14

267

268

269

270

271

272

273

274

275

276

277

278

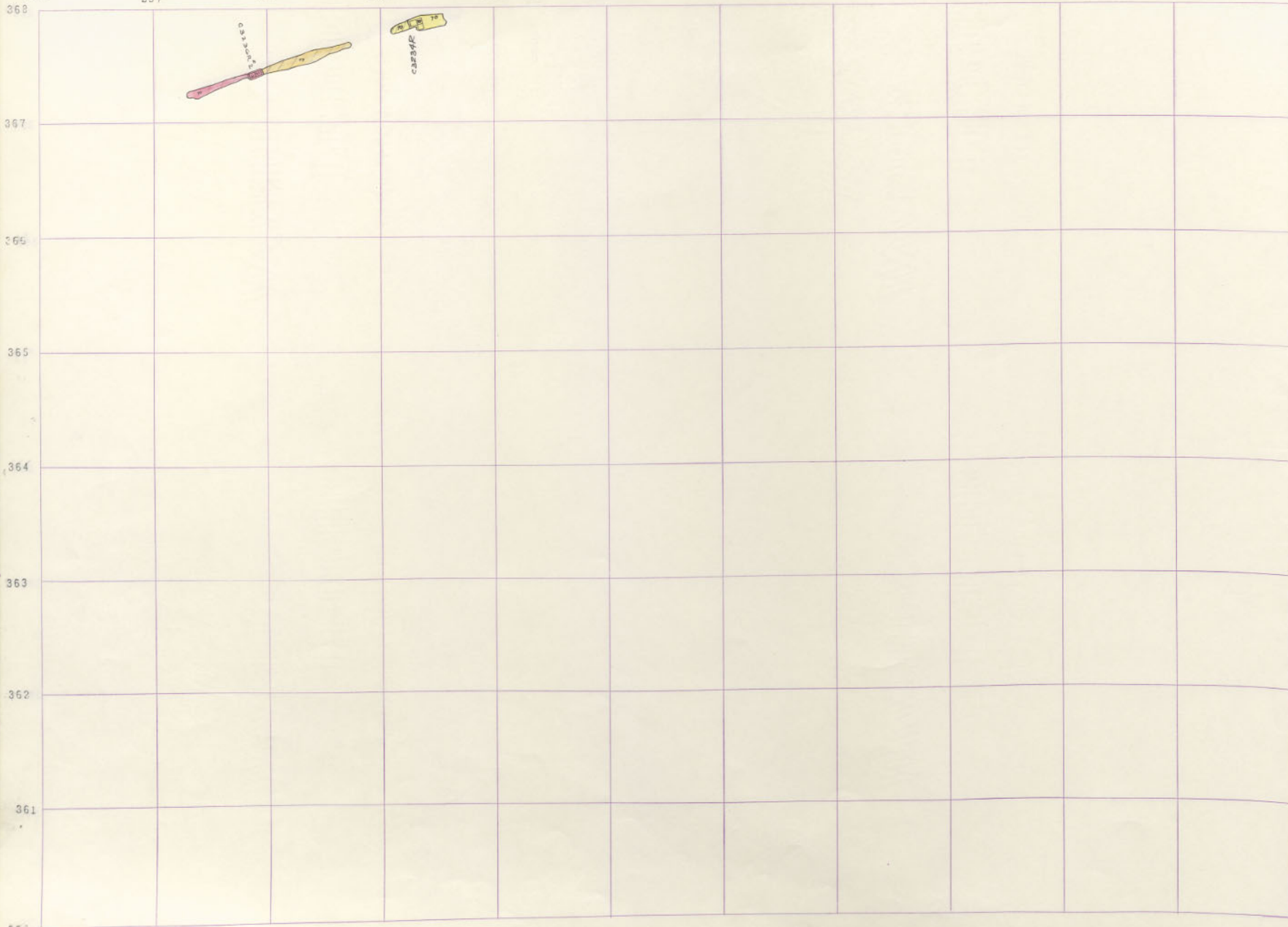
										368
										367
										366
										365
										364
										363
										362
										361
										360

3200
Mt. CON
3800
Mt. CON
325
Mt. CON
3400
Mt. CON
3400

3700 3200 3400

STEIN 28 Q 25

256 257 258 259 260 261 262 263 264 265 266 267



360 Mt. Con 3200-13

STEIN 28 Q25

256

257

258

259

260

261

262

263

264

265

266

267

368

367

366

365

364

363

362

361

360



MT. CON 3200-12

267

268

269

270

271

272

273

274

275

276

277

278

368

367

366

365

364

363

362

361

360

3200
Mt. CON
3800
Mt. CON
3400
Mt. CON

Mt. Con
3200-12

STEIN 28 Q 25

256 257 258 259 260 261 262 263 264 265 266 267

368

367

366

365


364

363

362

361

360



MT. CON 3200-11

267

268

269

270

271

272

273

274

275

276

277

278

368

367

366

365

364

363

362


361

360

3200
Mt. Con
3800
Mt. Con
Mt. Con
Mt. Con
Mt. Con

Mt. Con
3200-11

STEIN 28 Q 25



MT. CON 3200-10

267

268

269

270

271

272

273

274

275

276

277

278

368

367

366

365

364

363

362


361

360

3200
Mt. Con
25
3800
Mt. Con
25
Mt. Con
25
Mt. Con
25

Mt. Con
3200-10

STEIN 28 Q 25



Mt. Con 3200-9

267

268

269

270

271

272

273

274

275

276

277

278

368

367

366

365

364

363

362

361

360

25
3200
Mt. Con


25
3800
Mt. Con

25
Mt. Con

25
Mt. Con

Mt. Con
3200-9

STEIN 28 Q 25




MT. CON 3200-8

267	268	269	270	271	272	273	274	275	276	277	278
											368
											367
											366
											365
											364
											363
											362
											361
											360

N 3200
 Mt CON
 N 3800
 N 3600
 N 3400
 Mt CON
 3400

STEIN 28 0 25



MT CON 3200-7

267

268

269

270

271

272

273

274

275

276

277


278

358
357
356
355
354
353
352
351
350

3200
Mt CON
3800
Mt CON
3400
Mt CON


L-look North

STEIN 28 0 25



267	268	269	270	271	272	273	274	275	276	277	278
											368
											367
											366
											365
											364
											363
											362
											361
											360


25 3200
 24 Mt CON
 23 3800
 22 3800
 21 3800
 20 Mt CON
 19 3800
 18 Mt CON
 17 3800
 16 3800
 15 3800
 14 3800
 13 3800
 12 3800
 11 3800
 10 3800
 9 3800
 8 3800
 7 3800
 6 3800
 5 3800
 4 3800
 3 3800
 2 3800
 1 3800



267	268	269	270	271	272	273	274	275	276	277	278	368
												367
												366
												365
												364
												363
												362
												361
												360

3200
Mt CON
3800
Mt CON
3400
Mt CON

STEIN 28 0
25




MT. CON 3200-4

267	268	269	270	271	272	273	274	275	276	277	278	368
												367
												366
												365
												364
												363
												362
												361
												360

3100
Mt. Con
3800
Mt. Con
3500
Mt. Con
3400
Mt. Con

STEIN 28 0 25



Mt. CON 3200-3

267	268	269	270	271	272	273	274	275	276	277	278	368
												367
												366
												365
												364
												363
												362
												361
												360


3100
Mt CON

3800
Mt CON

3500
Mt CON

3400
Mt CON

STEIN 28.0
25




MT. CON 3200-2

267	268	269	270	271	272	273	274	275	276	277	278

368
367
366
365
364
363
362
361
360

3200
Mt CON
3800
Mt CON
3400
Mt CON

STEIN 28 0
25



Mt. Con 3200-1

267

268

269

270

271

272

273

274

275

276

277

278

368

367

366

365

364

363

362


361

360

Mt. Con 3200-1

3200
Mt. Con
3800
Mt. Con
3400

STEW 28 Q 25



360 MT. CON 3200-SILL

267	268	269	270	271	272	273	274	275	276	277	278	368
												367
												366
												365
												364
												363
												362
												361
												360

Mt. Con 3200 SILL

3200
Mt. Con
3800
Mt. Con
3400

STEW. 28 Q


3200 Q
Mt. Con

	256	257	258	259	260	261	262	263	264	265	266	267
368												
367												
366												
365												
364												
363												
362												
361												
360												

Mt. Con

STEM 28 Q25

3200 Q
Mt. Con 26



360
Mt. Con 3400-27

267

268

269

270

271

272

273

274

275

276

277

278

368

367

366

365

364

363

362

361

360

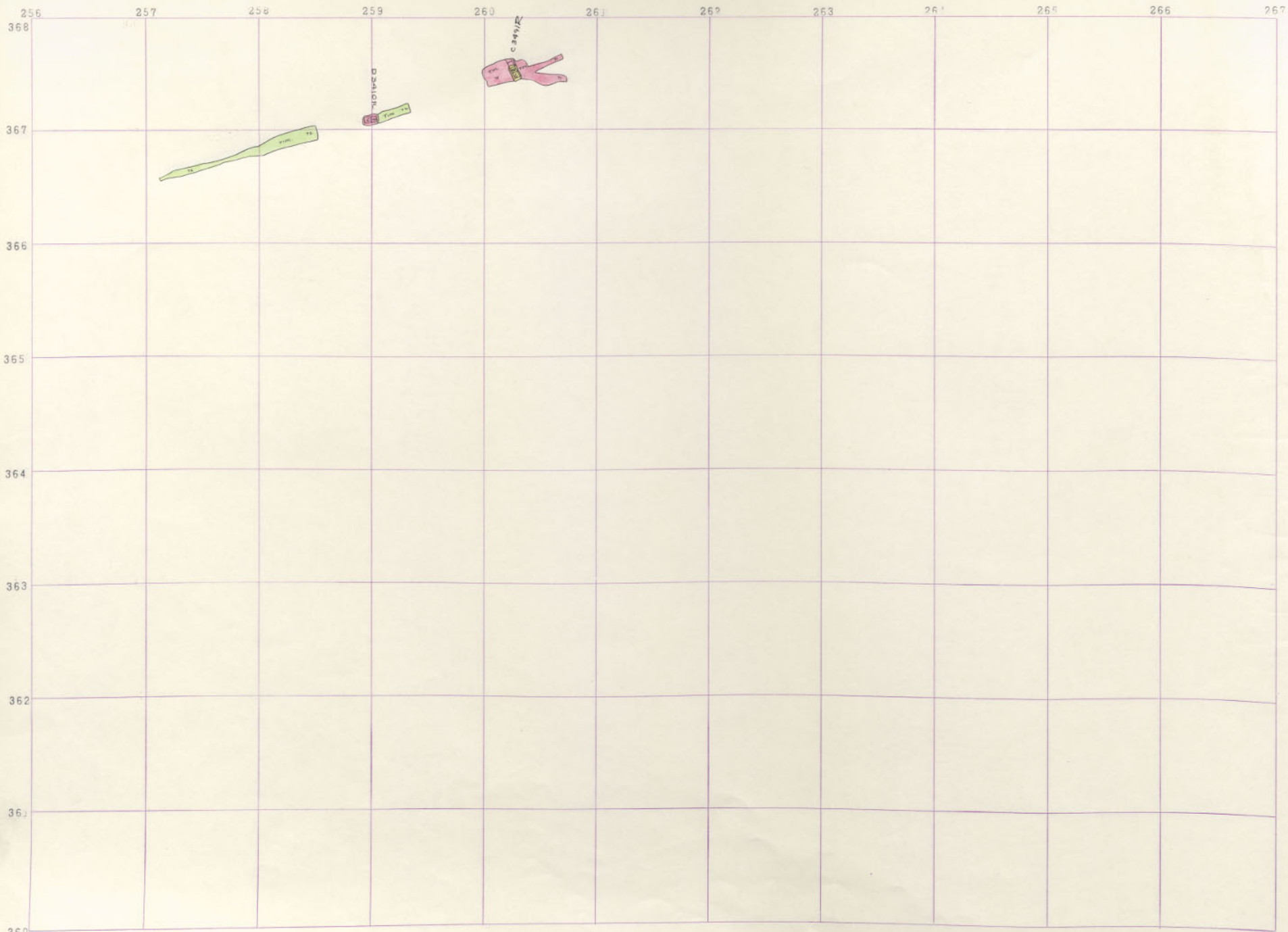
360

25
3800
Mt. Con
3400

Mt. Con 3400-27

STEM 28 Q25

3200 Q
MT. CON



MT. CON 3400-26

267 268 269 270 271 272 273 274 275 276 277 278

368

367

366

365

364

363

362

361

360

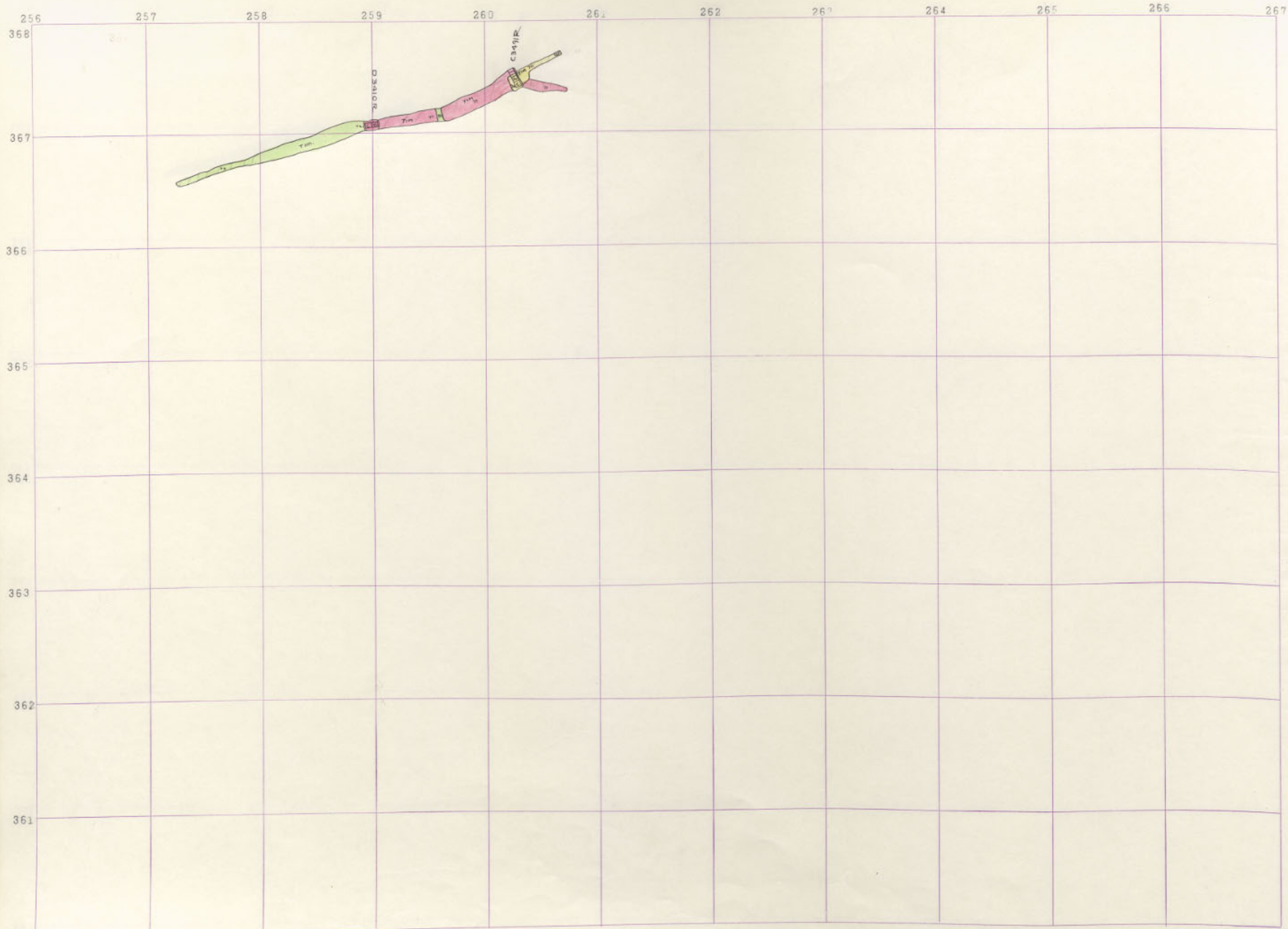
360

5
3800
M
25
M
3400
Mt
3400

MT CON. 3400-26

STEM 28 Q 25

3200 Q
MT. CON 26



MT. CON 3400-25

267

268

269

270

271

272

273

274

275

276

277

278

368

367

366

365

364

363

362

361

360

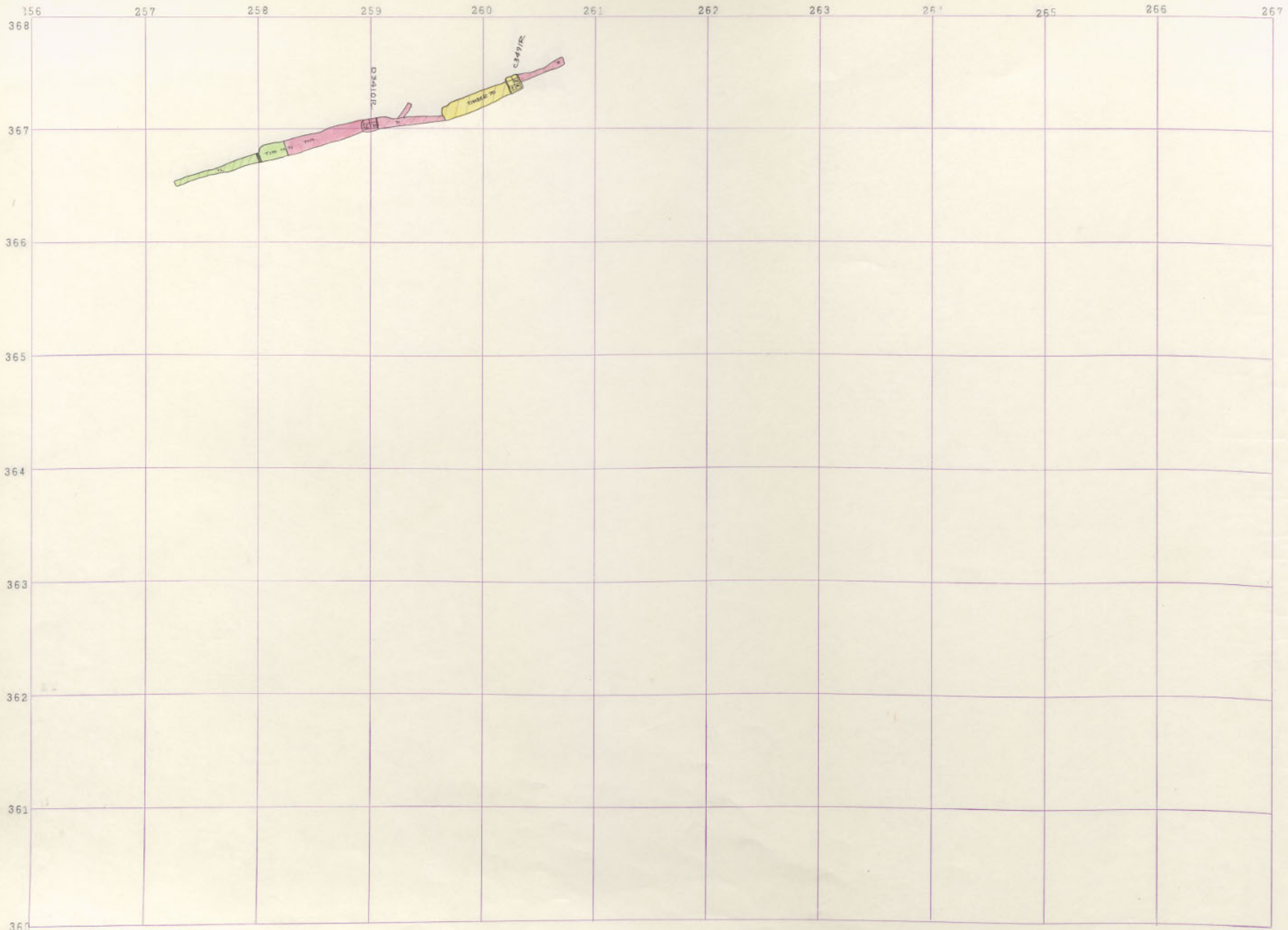
360

25
3800
Mt. Con
25
3400
Mt. Con

MT CON 3400-25

STEM 28 Q25

3200 9
MT. CON 24



Mt. Con 3400-24

267	268	269	270	271	272	273	274	275	276	277	278
											368
											367
											366
											365
											364
											363
											362
											361
											360

360


360

MT CON 3400-24

25
3800
25
3400
25
3400

STEM 28 Q25

3200 9
MT. CON 26




MT. CON 3400-23

267	268	269	270	271	272	273	274	275	276	277	278
											368
											367
											366
											365
											364
											363
											362
											361
											360

25
3800
MT CON
25
3400

STEM 28 Q25

3200 9
MT. CON 26



MT. CON 3400-22

267	268	269	270	271	272	273	274	275	276	277	278
											368
											367
											366
											365
											364
											363
											362
											361
											360


360

MT CON 3400-22

3800
25
MT CON
3400

STEM 28 Q25

3700 Q
MT. CON 26



MT. CON 3400-21

267

268

269

270

271

272

273

274

275

276

277

278

368

367

366

365

364

363

362

361

360


360

25
3800
25
MT. CON
3400

3400-31
MT. CON

STEM 28 Q25

3200 0
MT. CON 26




360 MT. CON 3400-20

267	268	269	270	271	272	273	274	275	276	277	278
											368
											367
											366
											365
											364
											363
											362
											361
361											360
360											360

25
3800
25
Mt. CON
3400

STEM 28 Q25


3200 9
MT. CON 26




MT. CON 3400-19

STEM 28 Q25

3200 0
MT. CON 26



360 MT. CON 3400-18




57
3400
MT. CON
25
3800
57
25

MT. CON 3400 10

STEM 28 Q25

3200 9
MT. CON 16



MT. CON 3400-17

267

268

269

270

271

272

273

274

275

276

277

278

368

367

366

365

364

363

362

361

360

25
3800
25
3400-17
Mt. Con
3400


267	268	269	270	271	272	273	274	275	276	277	278 368
											367
											366
											365
											364
											363
											362
											361
											360

Mt. Con 3400-16

25
3800
25
3400
25
Mt. Con
3400

STEIN 28 Q25

3200 Q
MT. CON



267 268 269 270 271 272 273 274 275 276 277 278

278

367

366

365

364

363

362

361

360


Mt. Con 3400-15


25
3800
0
25
3800
0
25
3400
0

Mt. Con
3400

STEM 28 Q25

3200 Q
MT. CON






Mt. Con 3400-14

25
3800
0
25
3800
0
25
Mt. Con
3400
0

STEM 28 Q25

3200 Q
MT. CON



MT. CON 3400-13

267

268

269

270

271

272

273

274

275

276

277

278
368

369

367

366

365

364

363

362

361


360

MT. CON 3400-13

25
3800
0
25
3400
0
25
MT. CON
3400
0

STEM 28 Q25

3200 Q
MT. CON



267

268

269

270

271

272

273

274

275

276

277

278

368

367

366

365

364

363

362

361


360

MT. CON 3400-12

25
3800
0
25
3400
03
25
MT. CON
3400

STEM 28 Q25

3200 A
MT. CON



256 257 258 259 260 261 262 263 264 265 266 267

368

367

366

365


364

363

362

361

360




Mt. Con 3400-11

25
3800
Mt. Con
3400
25
3400
Mt. Con
3400

STEM 28 Q25

3200 Q
MT. CON



255 257 258 259 260 261 262 263 264 265 266 267

368
367
366
365
364
363
362
361
360


267	268	269	270	271	272	273	274	275	276	277	278
											368
											367
											366
											365
											364
											363
											362
											361
											360

Mt. Con 3400-10

25
3800
0
25
3400
03
25
Mt. Con
3400

STEIN 28 Q25

3200 Q
MT. CON



267 268 269 270 271 272 273 274 275 276 277 278

367

366

365

364

363

362

361


360

Mt. Con 3400-9

25
3800
0
25
3400
0
25
Mt. Con
3400

STEM 28 Q25

3200 A
MT. CON



267 268 269 270 271 272 273 274 275 276 277 278

367

366

365

364

363

362

361

360


MT. CON 3400-8

25
3800
0
25
3400
03
25
MT. CON
3400

STEM 28 Q25

3200 Q
MT. CON

256 257 258 259 260 261 262 263 264 265 266 267



360 MT. CON 3400-7


267	268	269	270	271	272	273	274	275	276	277	278 368
											367
											366
											365
											364
											363
											362
											361
											360


Mt. Con 3400-7

25
3800
0
25
3400
03
25
Mt. Con
3400

STEM 28 Q25

3200 Q
Mt. Con







MT. CON 3400-G

25
3800
0
25
3800
0
25
MT. CON
3400

STEM 28 Q25

3200 Q
Mt. Con







MT. CON 3400-5

25
3800
MT. CON
25
3400
25
MT. CON
3400

STEM 28 Q25

3200 0
Mt. Con



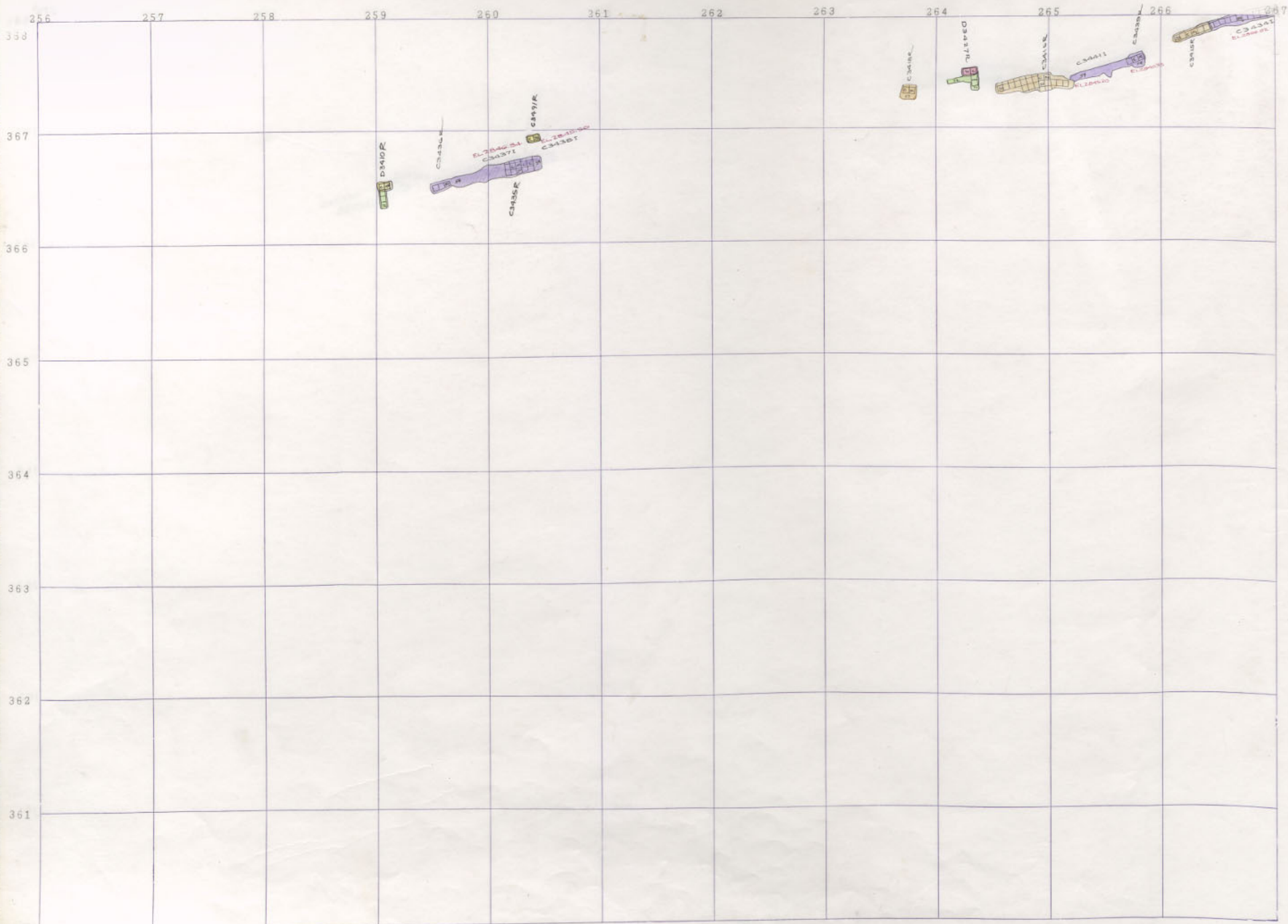


MT. CON 3400-4

25
3900
MT. CON
25
3400
MT. CON
25
3400
MT. CON

STEM 28 0 25

3200 0
Mt. Con




267	268	269	270	271	272	273	274	275	276	277	278	368
												367
												366
												365
												364
												363
												362
												361
												360

Mt. Con 3400-3

Q 25
 3800
 Mt. Con
 Q 25
 3400
 Mt. Con
 3400

STEM 28 Q25

3200 Q
Mt. Con



267	268	269	270	271	272	273	274	275	276	277	368
											367
											366
											365
											364
											363
											362
											361
											360

MT. CON 3400-2

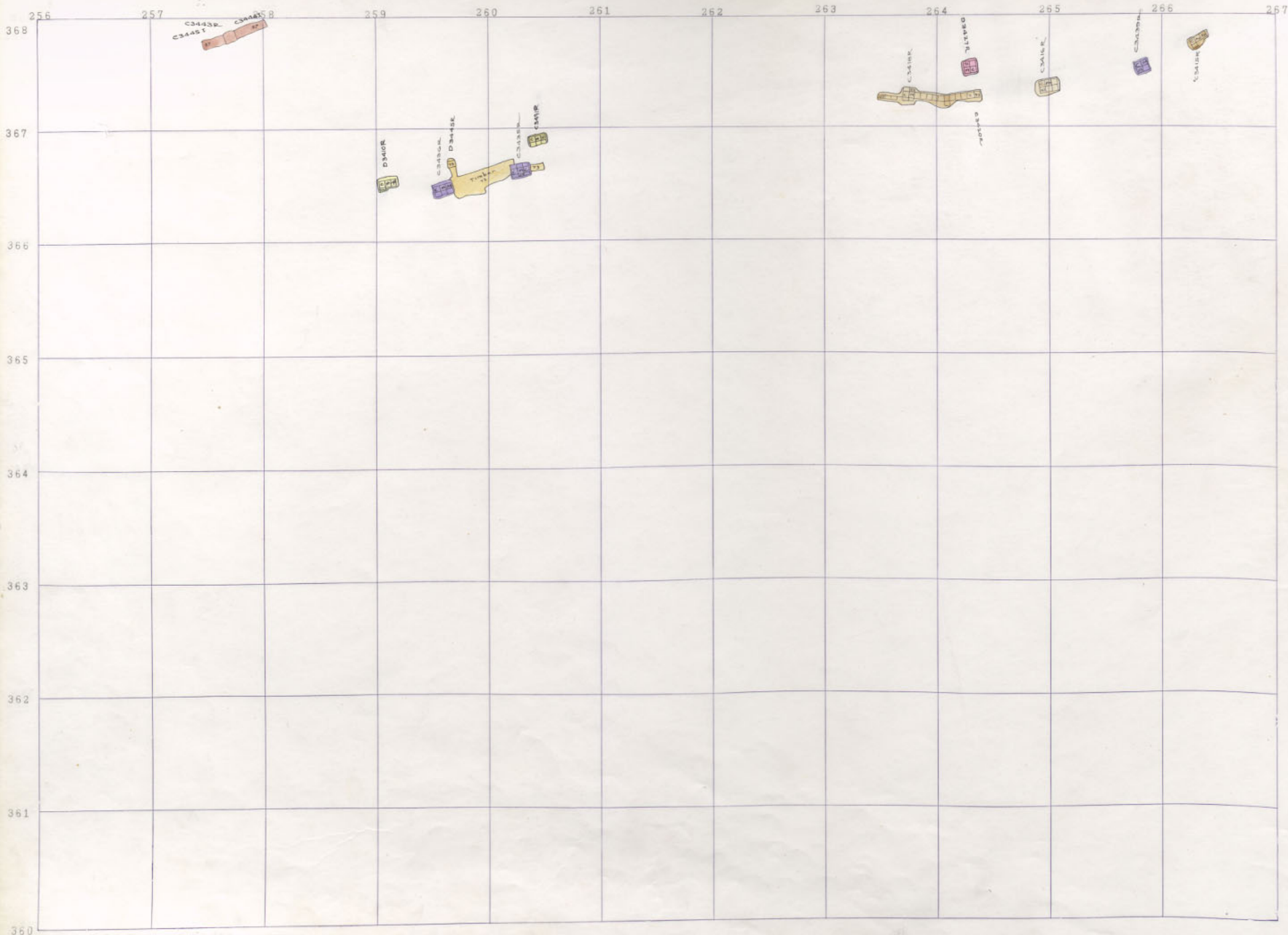
25
3800
MT. CON


25
MT. CON

25
MT. CON
3400

STEM 28 Q25

3200 0
Mt. Con






MT. CON 3400-1


52 3800
MT. CON
52 25
MT. CON
52 25
MT. CON
3400

STEM 28 Q25

3200 0
Mr Con



MT. CON 3400 SILL



MT CON 3400 SILL

368
367
366
365
364
363
362
361
360

3800
3725
3600
3400
MT CON
3400

STEM 28 Q 25

3200 Q
Mt. Con

Q-25
MT. CON
3400

350

Mt. Con 3600-29

E3200A

E3200A

D3200A

D3200A

D3200A

D3200A

D3200A




267	268	269	270	271	272	273	274	275	276	277	278
											368
											367
											366
											365
											364
											363
											362
											361
											360


3600
Mt. Con
25
25
25

STEM 28 Q25

3200 Q
Mt. Con

MT. CON
3400
Q25





Mt. Con 3600-28

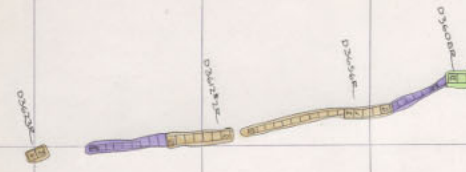
3600
Mt. Con
25
25
00
00

STEM 28 Q25

3200 Q
Mt. Con

MT. CON
3400
Q-25

363
367
366
365
364
363
362
361
360



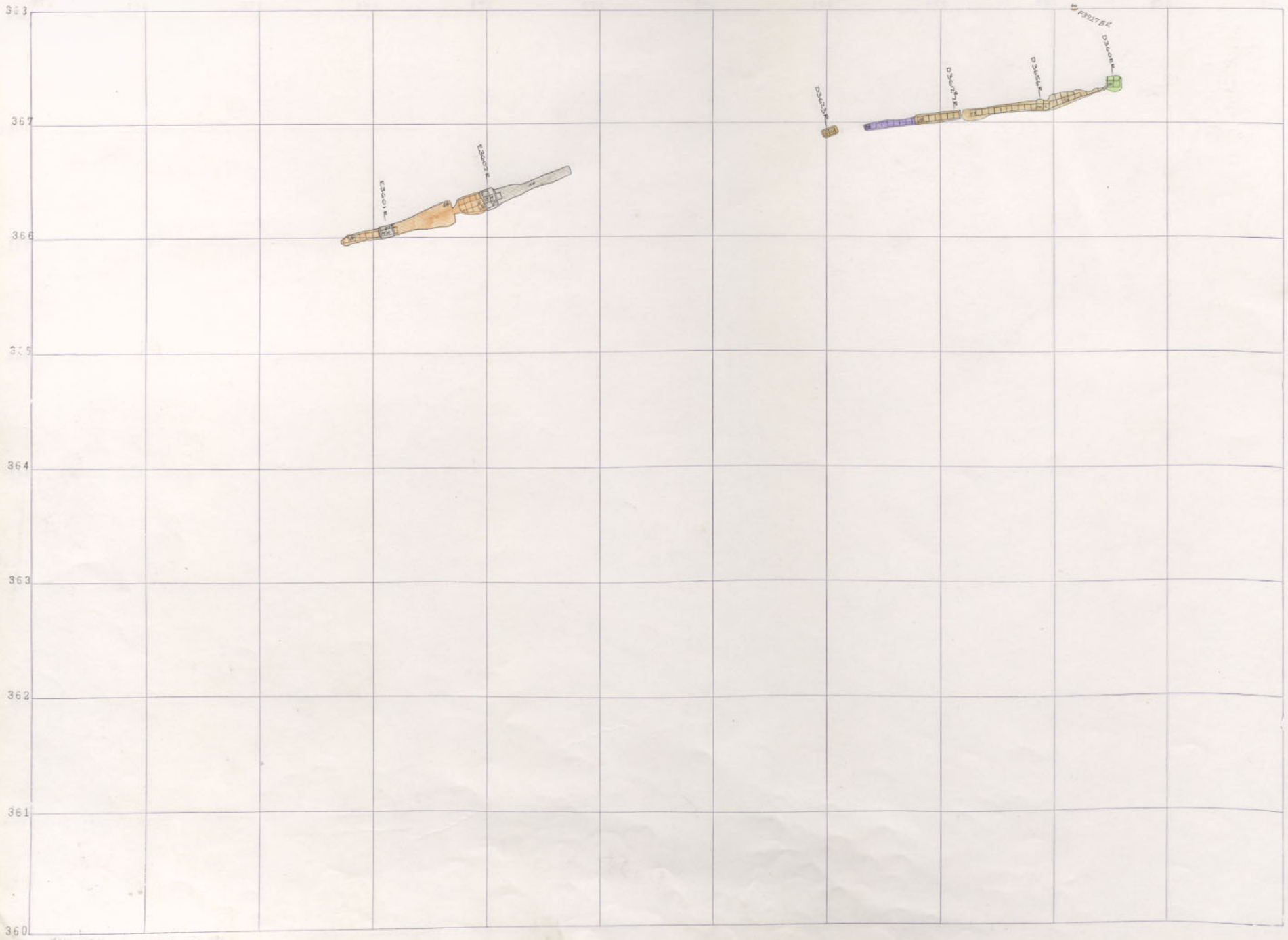
267	268	269	270	271	272	273	274	275	276	277	278
											368
											367
											366
											365
											364
											363
											362
											361
											360

3600
25
M.C. 27

STEM 28 Q25

3200 Q
Mt. Con

MT. CON
3400
Q25



MT. CON 3600-26


267	268	269	270	271	272	273	274	275	276	277	278
											368
											367
											366
											365
											364
											363
											362
											361
											360

3600
25
3600-26
25
3600-26

STEM 28 Q 25

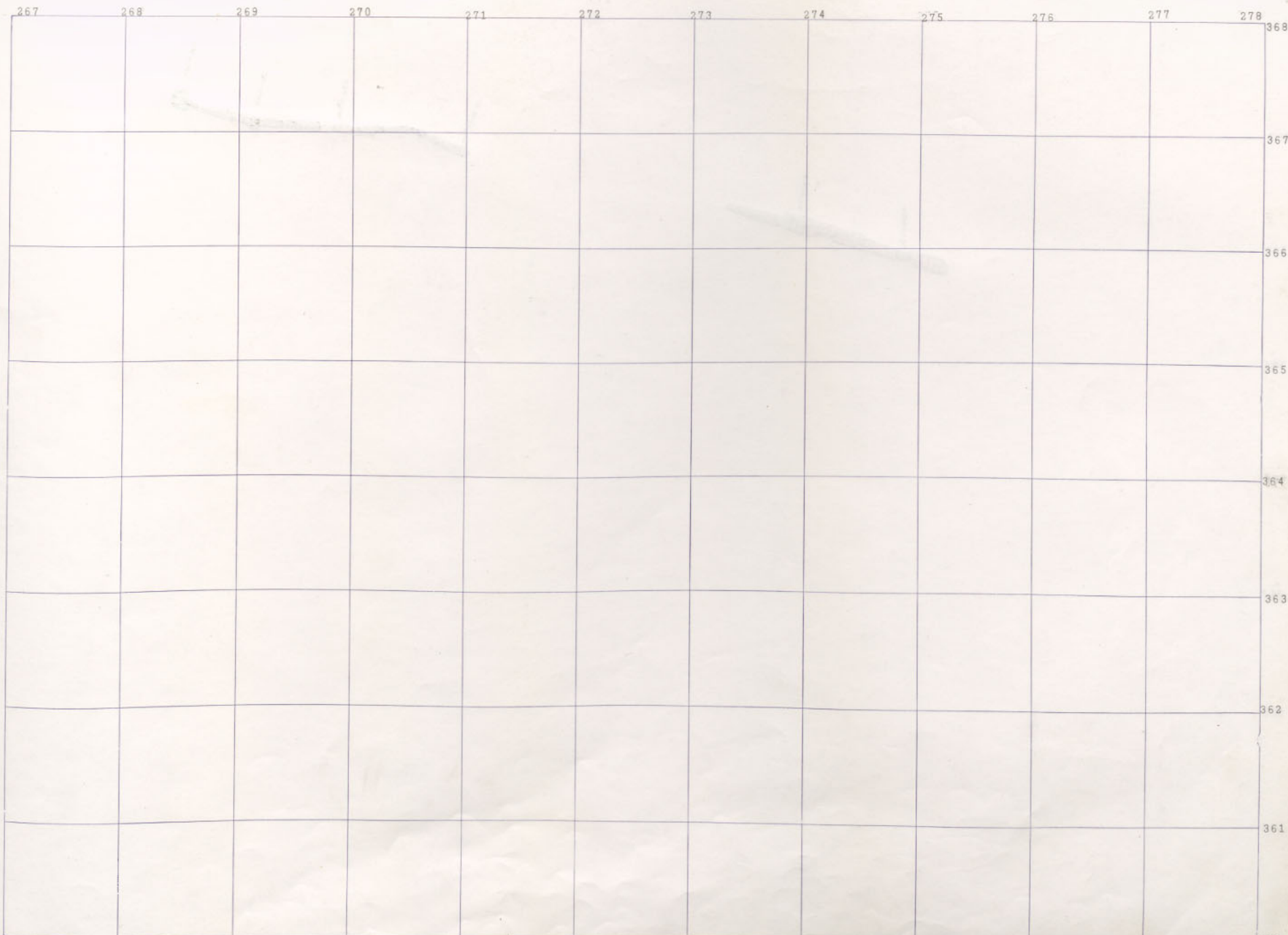
3200 Q
MT. CON 25

MT. CON
3400
Q 25



368
367
366
365
364
363
362
361
350

MT. CON 3600-25

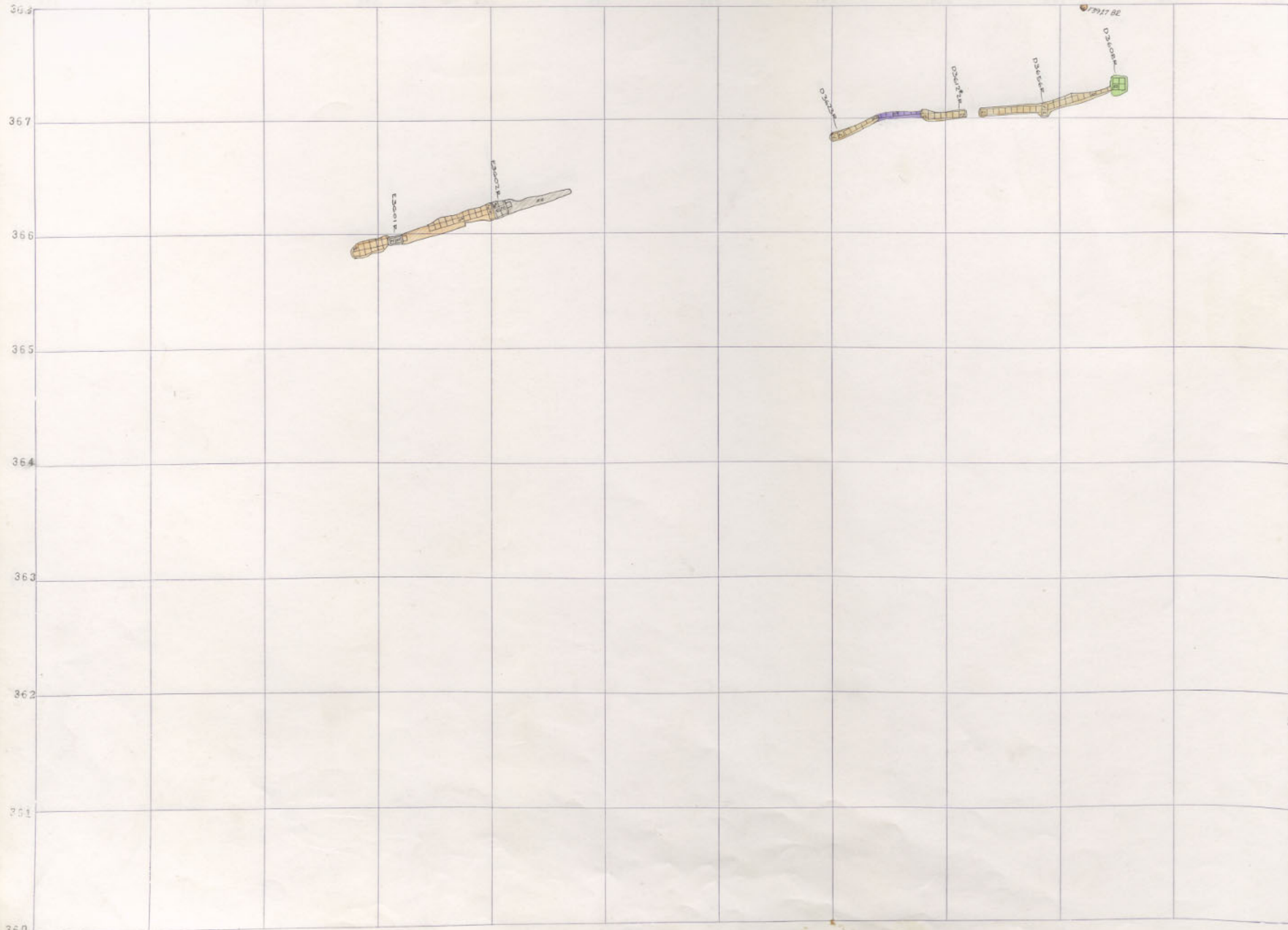


3600
25
M. CON
3600-25
360

STEIN 25 Q 25

3200 Q
MT. CON

Q 25
MT. CON
3400



MT. CON 3600-24


267	268	269	270	271	272	273	274	275	276	277	278
											368
											367
											366
											365
											364
											363
											362
											361
											360

225
3600
M. CON
225
3600-24

STEM 28

3200 4
Mt. Con N

Mt. Con
3400




267	268	269	270	271	272	273	274	275	276	277	278
											368
											367
											366
											365
											364
											363
											362
											361
											360

3600
M. CON
25
25
3600-23

STEM 28 0
B 5

3200 0
Mt. Con N

Q 25
MT. CON
3400



360 Mt. Con 3600-22


267	268	269	270	271	272	273	274	275	276	277	278	368
												367
												366
												365
												364
												363
												362
												361
												360


3600
 225
 225
 3600-22

STEM 28 Q 5

3200 Q
Mt. Con N

Mt. Con
3400





25
 3600
 MT. CON
 225
 3600-21

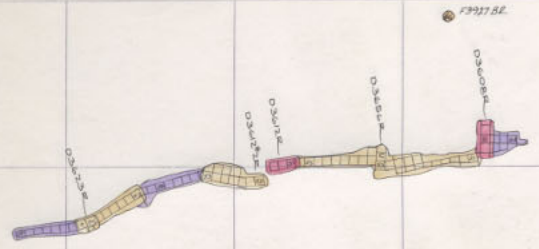
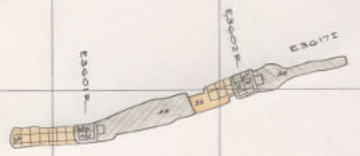
STEM 28 Q
5

3200 Q
Mt. Con N


MT. CON
3400
Q25

368
367
366
365
364
363
362
361
360

MT. CON 3600-20



3377 E




25
3600
Mt. Con
25
3600
00

STEM 28 Q 25

3200 Q
MT. CON N

MT. CON Q 25
3400



268

269

270

271

272

273

274

275

276

277

278

368

367

366

365

364

363

362

361

360


Mt. Con 3600-19

3600
Mt. Con
3625
3600


STEM 28 Q 25

3200 Q
MT. CON N

MT. CON Q 25
3400




MT. CON 3600-18



Mt. Con 3600-18

25
3600
Mt. Con
25
3600-18





225
3600
M.C. 17
225
3600-17

STEM 28 Q 25

3200 Q
MT. CON N

MT. CON Q 25
3400





268

269

270

271

272

273

274

275

276

277

278

368

367

366

365

364

363

362

361

360

MT. CON 3600-16

25
3600
M. CON


25

25
3600
M. CON

STEM 28 Q 25

3200 Q
MT. CON N

MT. CON Q 25
3400



MT. CON 3600-15

258	259	270	271	272	273	274	275	276	277	278	368
											367
											366
											365
											364
											363
											362
											361
											360


MT CON. / 3600-15

25
3600
MECH
225
3600-15


STEM 28 Q 25

3200 Q
MT. CON N

MT. CON Q 25
3400



MT. CON 3600-14




MT CON 3600-14

3800
MT CON
25
3600
MT CON
25


STEM 28 Q 25

3200 Q
MT. CON N

MT. CON Q 25
3400




MT. CON 3600-13



MT. CON 3600-13

3800
Mt Con
25
3600
Mt Con
25



Mt. Con 3600-12

3800
Mt Con
25
25
3600

STEM 28 Q 25

3200 Q
Mt. Con N

Mt. Con Q 25
3400

257

258

259

260

261

262


263

264


265

266

267




Mt. Con 3600-11



MT. CON 3600-11

3800
Mt. Con
25
3600



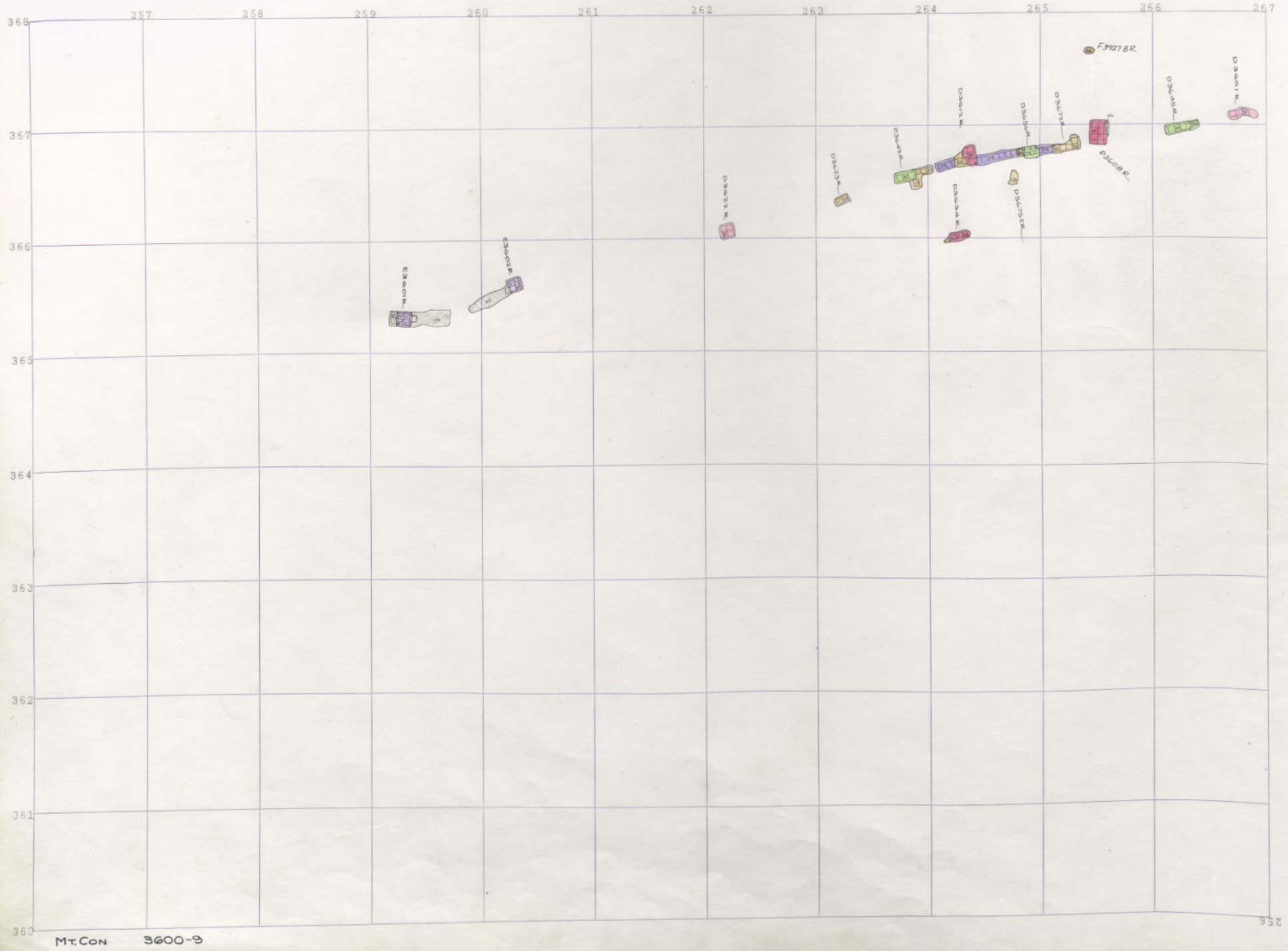
MT. CON 3600-10 360

3800
0
Mt Con
25
3600


STEM 28 Q
25

3200 Q
MT. CON

MT. CON Q 25
3400



MT. CON 3600-9



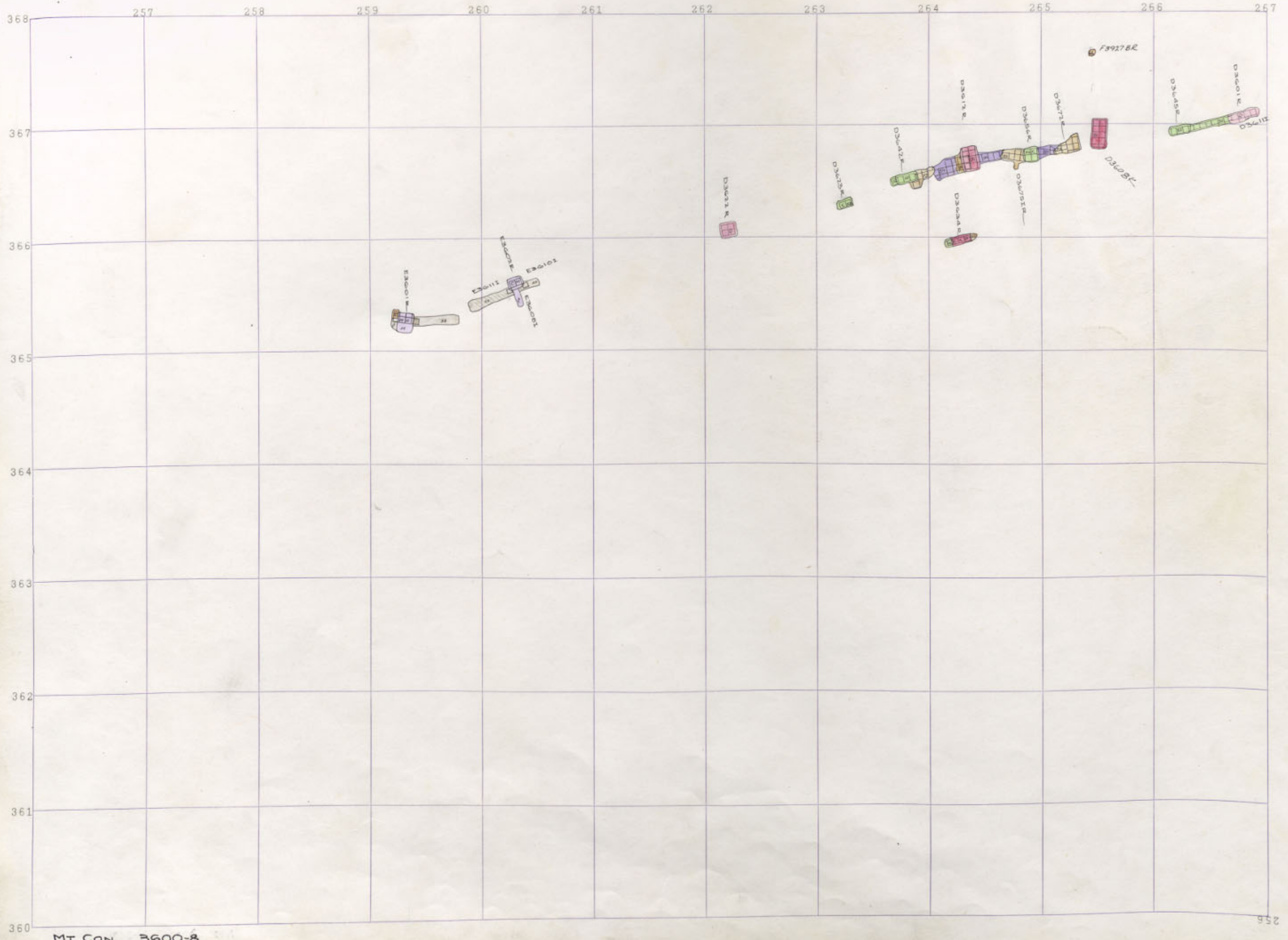
Mt. CON 3600-9

3800
Mt. CON
25
Mt. CON
3800

STEM 28 Q 25


3200 Q
MT. CON

MT. CON Q 25
3400



MT. CON 3600-8

255



MT. CON 3600-8

360

3800
Mt Con

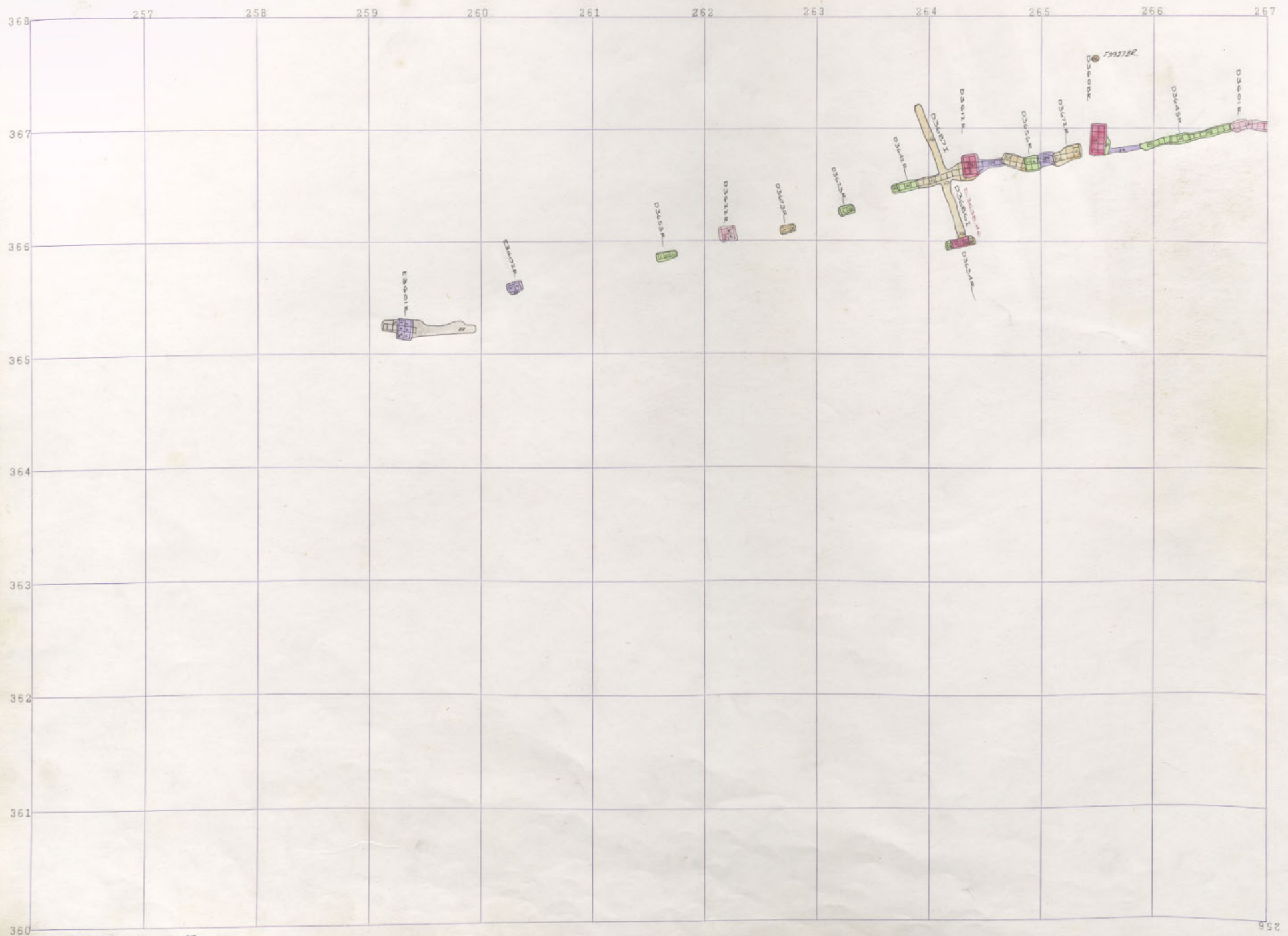
25

3600-8

STEM 28 Q 25


3200 Q
M.C. 3400

MT. CON Q 24
3400




MT. CON 3600-7

256



MT. CON 3600-7

3800
0
Mt Con
25
25
3600-7



268

269

270

271

272

273

274

275

276

277

278

368

367

366

365

364

363

362

361

360

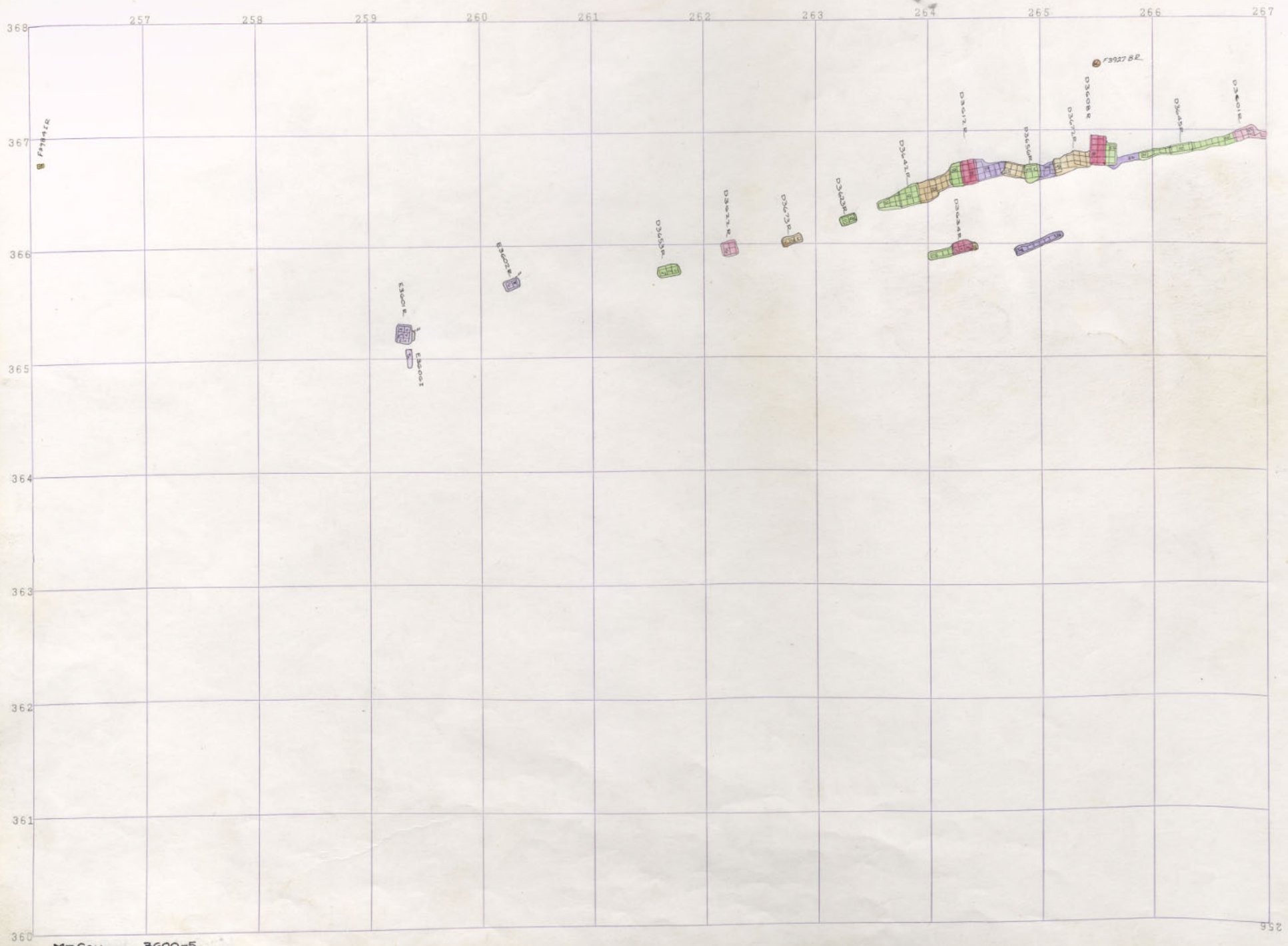
Mt. Con 3600-G

3800
Mt Con
25
25
3600

STEM 28 Q 5


3200 4
MT. CON

MT. CON
3400



MT. CON 3600-5
1910 - 21

255



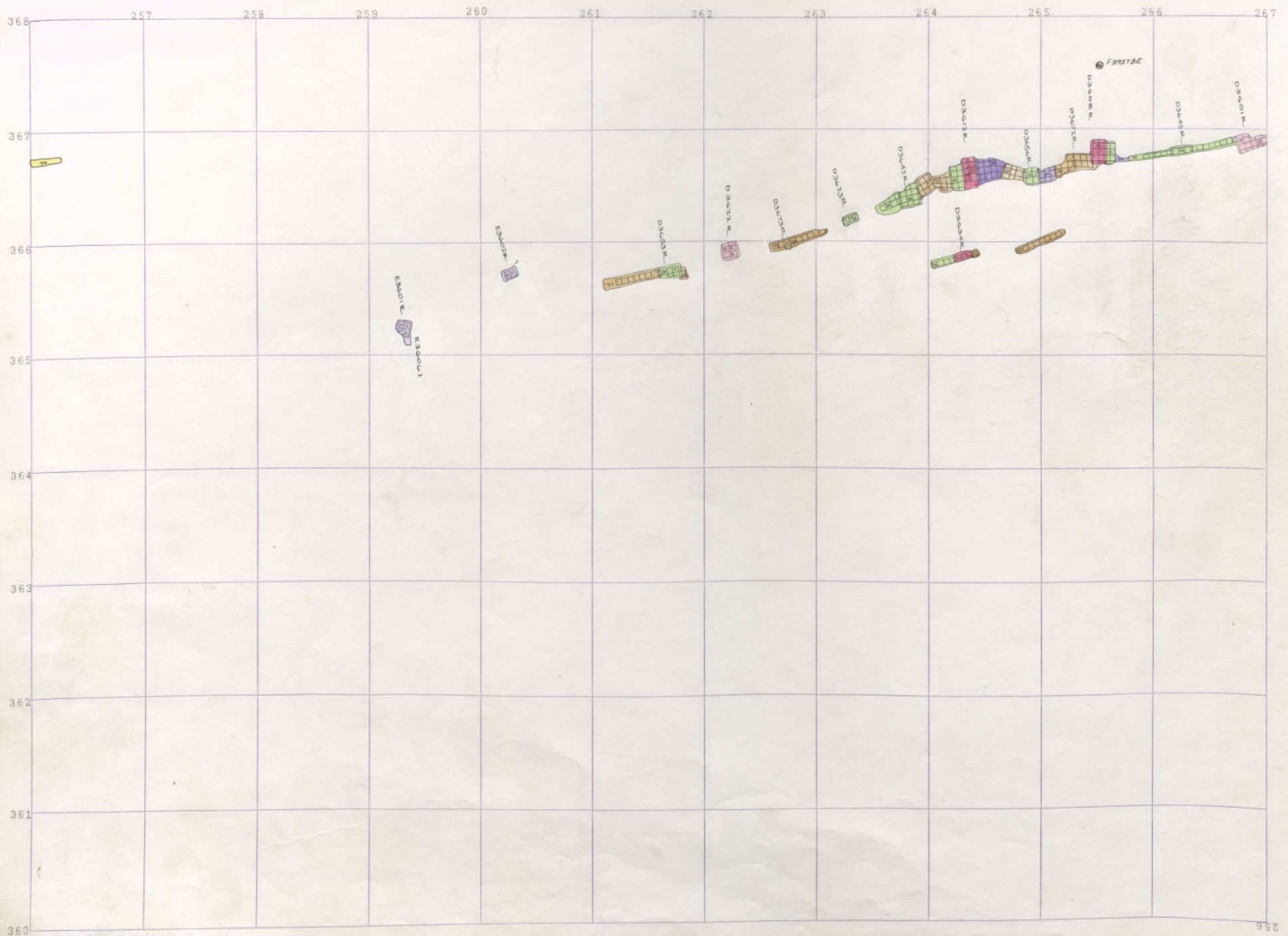
Mt. Con 3600-5

3800
-25
Mt Con
3600-5

STEM 28 Q 25


3200 Q

MT. CON 3400



MT. CON 3600-4

255



268

269

270

271

272

273

274

275

276

277

278

368

367

366

365

364

363

362

361

360

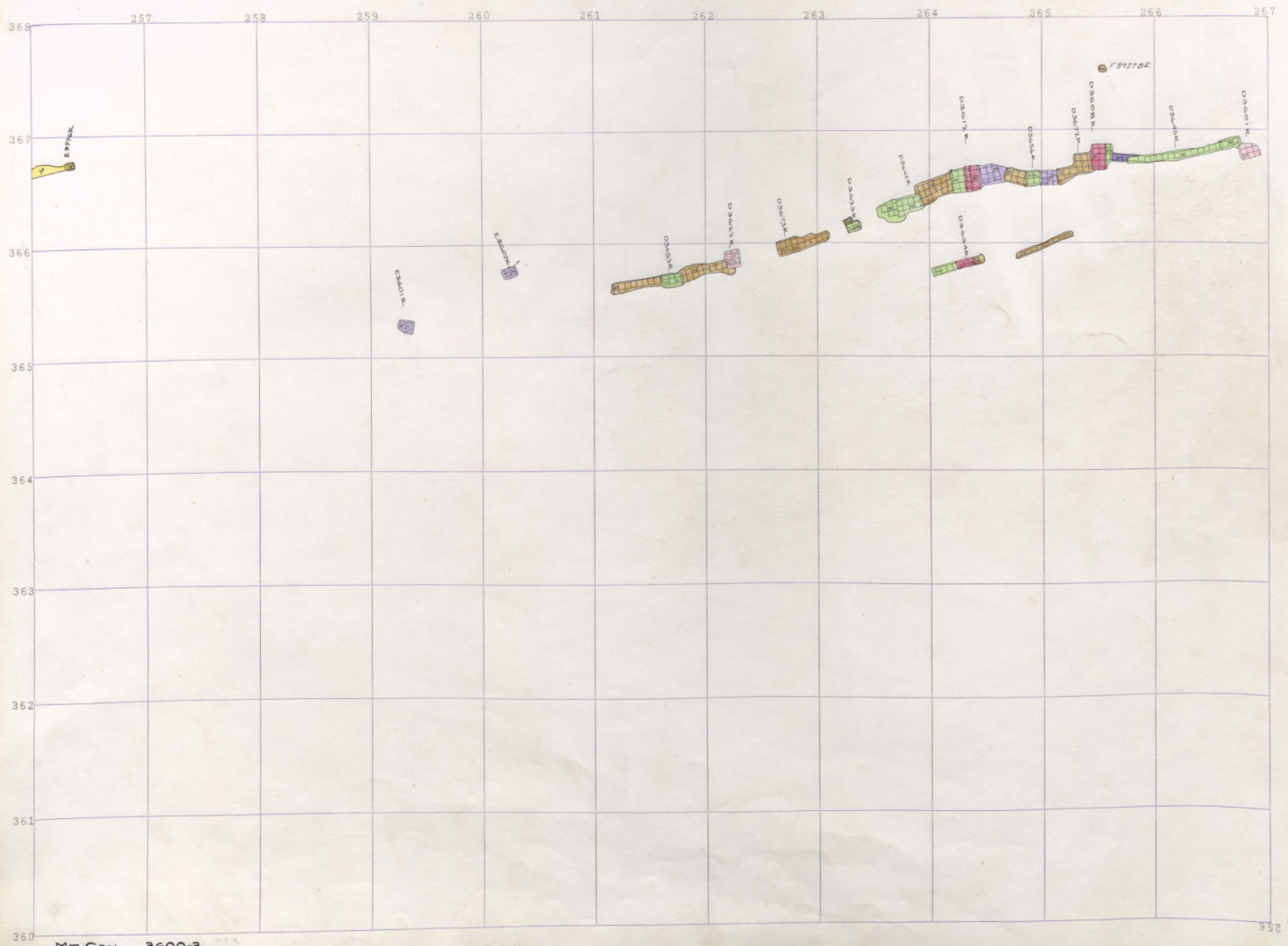
MT. CON 3600-4

3800
0
Mt Con
2-25
3800
0
Mt Con

STEM 28 Q 25


3200 4
M. C. N

MT. CON
3400



MT. CON 3600-3

25



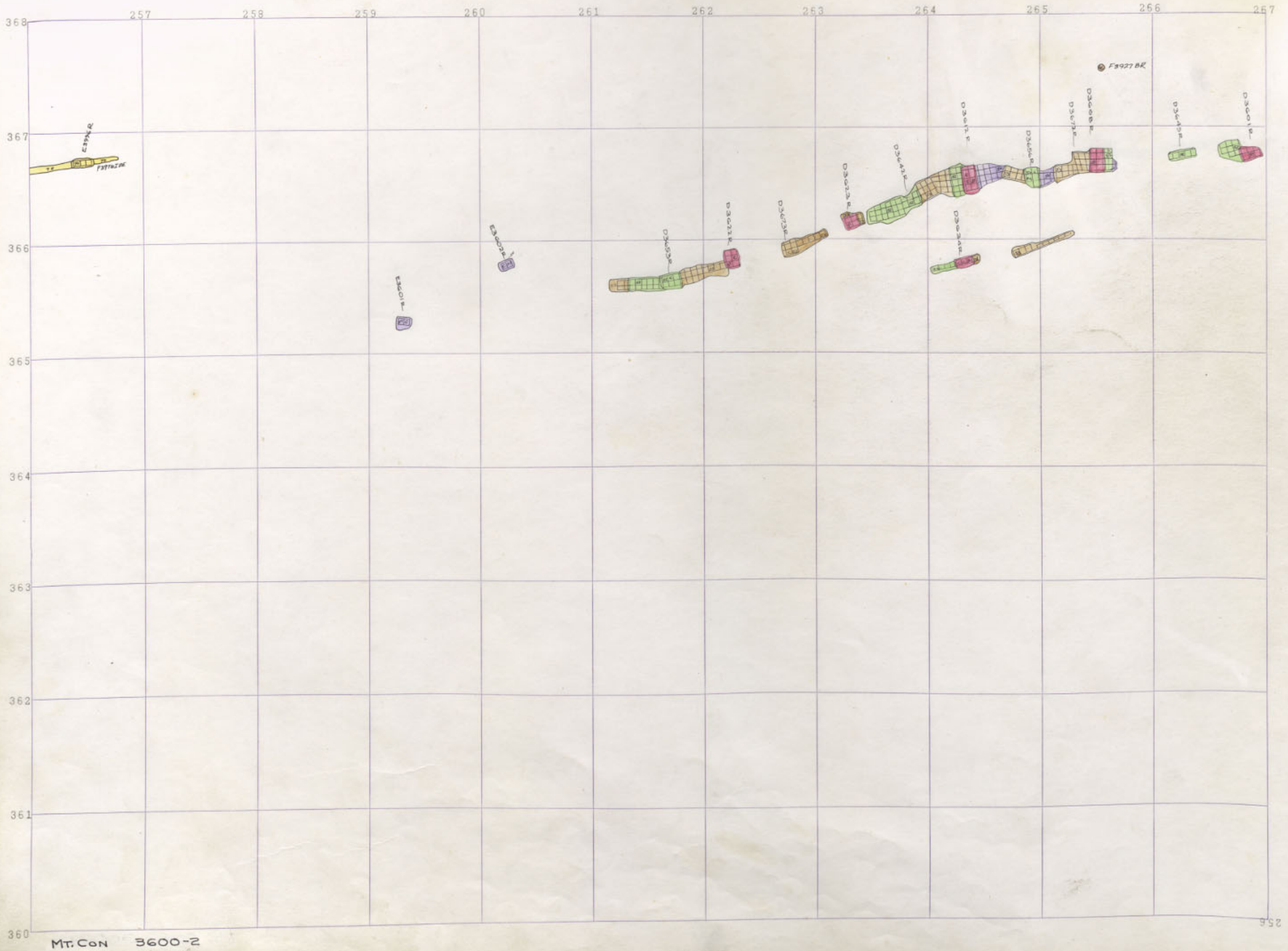
MT. CON. 3600-3

3800
Mt. Con
25
25
Mt. Con
3800


STEM 28 Q

3200 4

MT. CON 3400



MT. CON 3600-2




MT. CON 3600-2

3800
Mt Con
25
25
Mt Con
3600

STEM 28 Q 25

3200 Q
M...

MT. CON
3400



MT. CON 3600-1
3600-17

22
5

268	269	270	271	272	273	274	275	276	277	278
										368
										367
										366
										365
										364
										363
										362
										360

MT CON 3600-1

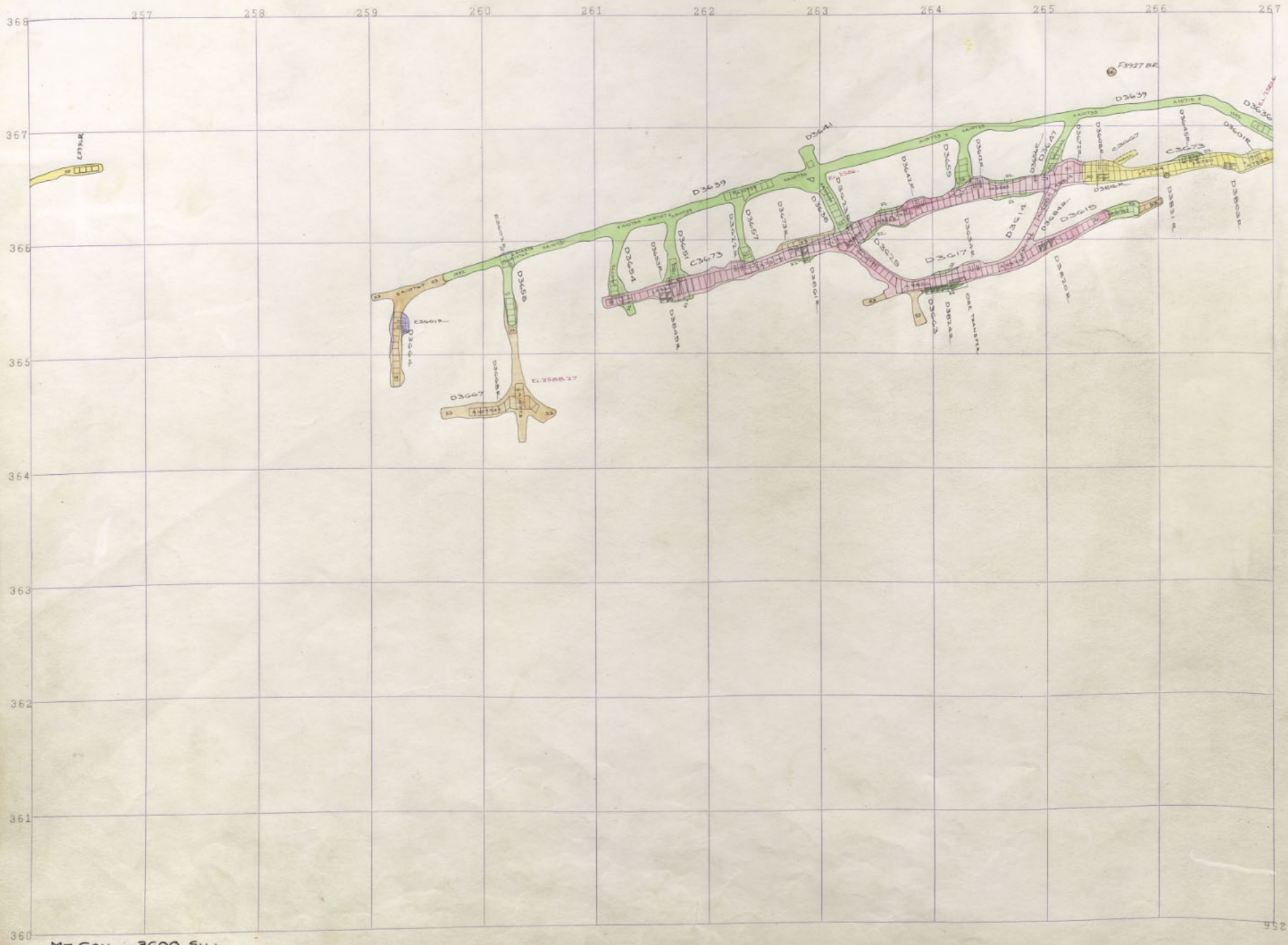
360


3800
-25
Mt Con
3800
-25
Mt Con

STEIN 28 Q 25

3200 4

MT. CON 3400





MT. CON 3600

3800
Mt Con
25
25
3800

STEM 28 Q 5

3200 0

MT. CON. Q 3600 2

MT. CON. Q 3400

	257	258	259	260	261	262	263	264	265	266	267
368											
367											
366											
365											
364											
363											
362											
361											
360											

Blank

268	269	270	271	272	273	274	275	276	277	278	368
											367
											366
											365
											364
											363
											362
											361
											360

3800-16


3800
Mt. Con
3900

STEM 28 Q


3200 4

MT. CON. Q
3600 2E

MT. CON. Q
3400



MT. CON 3800-15



MOUNTAIN CON 3800-15


3800
Mt Con
3900
25
Mt Con
25


STEM 28 Q

3200 Q

MT. CON. Q 3600 2H

MT. CON. Q 3400






3800
Mt. Con
3900


STEM 28 Q 25

3200 4

MT. CON. Q 3600 25

MT. CON. Q 3600 25





Mt. Con 3800-13


3800
Mt. Con
3900


STEN 28 Q

3200 Q

MT. CON. Q 3600

MT. CON. Q





MOUNTAIN CON 3800-12


3800
Mt. Con
3900
Mt. Con


STEM 28 Q

3200 Q

MT. CON. Q 3600 Q

MT. CON. Q






MOUNTAIN CON 3800-11

3800
Mt. Con
3900
Mt. Con


267 268 269 270 271 272 273 274 275 276 277 278

368
367
366
365
364
363
362
361
360



MOUNTAIN CON 3800-10

3800
Mt. Con
3900
Mt. Con



Mt. Con 3800-9


3800
Mt. Con
3900


STEM 28 Q

3200 Q

MT. CON. Q 3600 Q

MT. CON. Q





MOUNTAIN CON 3800-8


3800
Mt. Con
3900

STEM 28 Q


3200 Q

MT. CON. Q
3600 R

MT. CON. Q



MT. CON 3800-7



Mt. Con 3800-7


3800
Mt. Con
25
3900
Mt. Con
25


STEM 28 Q


3200 Q

MT. CON. Q 3600 N

MT. CON. Q 3600 N








133

3800
Mt. Con
25
Mt. Con
3900




3800
Mt. Con
3900
Mt. Con

STEN 28 Q

3200 Q

MT. CON. Q 3600 25

MT. CON. Q



267	268	269	270	271	272	273	274	275	276	277	278	368
					WILSON A. WILSON INC.							367
												366
												365
												364
												363
												362
												361
												360

MOUNTAIN CON 3800-3
3972


3800
Mt. Con
3900
Mt. Con

STEIN 28 Q

3200 0

MT. CON. 0 3600 25

MT. CON. 0 3600 25



267 268 269 270 271 272 273 274 275 276 277 278

388

387

386

385


384

383

382

381

380




3800
Mt. Con
3810
Mt. Con
3820
Mt. Con
3830
Mt. Con

STEM 28 Q 29

3200 4

MT. CON. Q 3600 25

MT. CON. Q 3600 25



MT. CON 3600-1
 ANSELMO 3800-1

267 268 269 270 271 272 273 274 275 276 277 278

368

367

366

365

364

363

362

361

360

267
366

270
368

271
368

272
368

Mt Con 3800-1

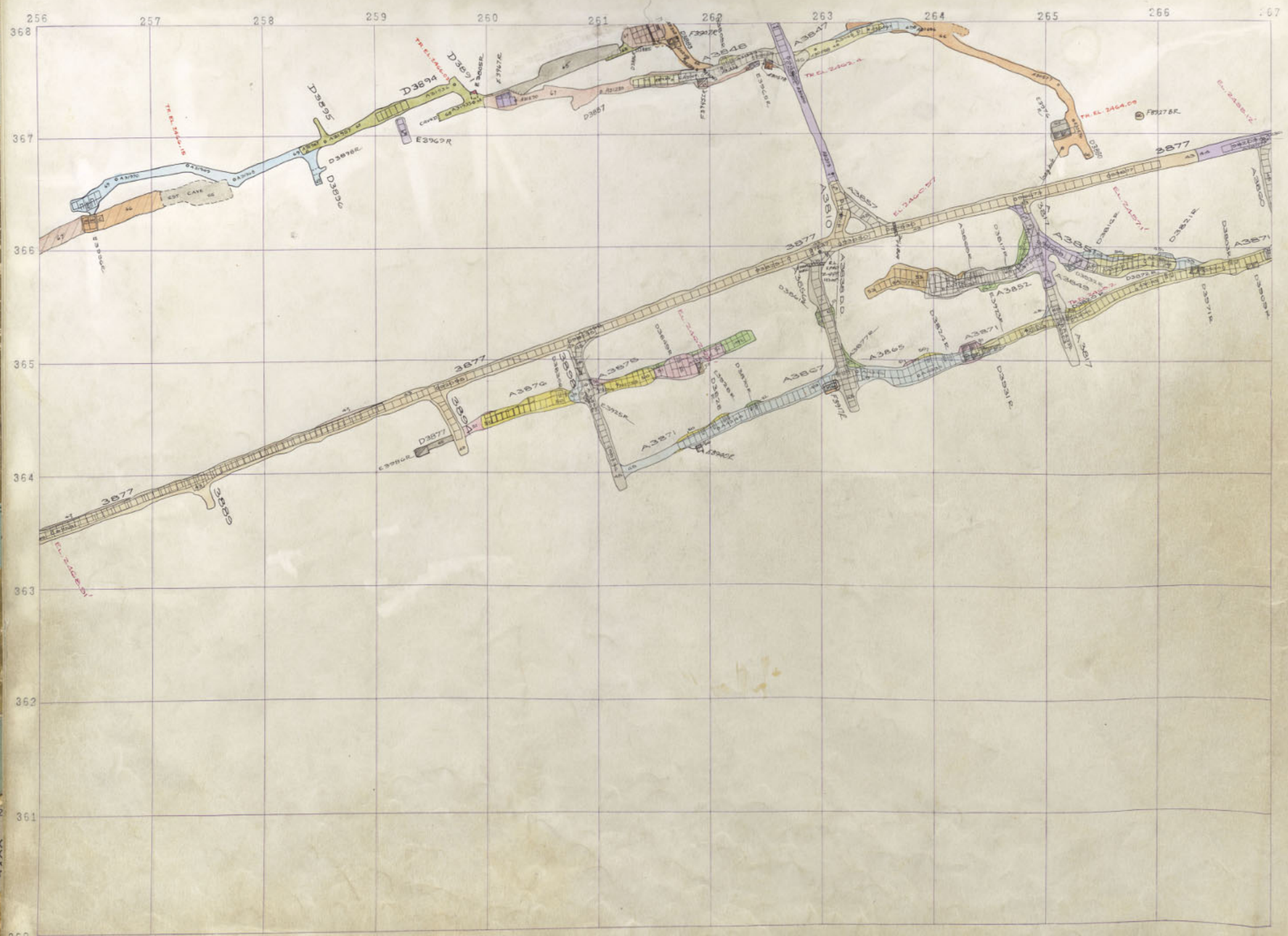
3800
Mt Con
3900
Mt Con

STEN 28 Q 25

3200 0

MT CON 0 3600 25

MT CON 0 3600 25





MOUNTAIN CON 3800 SILL

3800
Mt. Con
3900
Mt. Con

255 257 258 259 260 261 262 263 264 265 266 267

STEM 28 Q


3200 Q


3800 Q
MT. CON

MT. CON Q
3600 Q

MT. CON Q
3400 Q

W L A





Mt. Con 3900-18

Mt. Con
3900-18

Q 25
Mt. Con
3900

360

267	268	269	270	271	272	273	274	275	276	277	278
											368
											367
											366
											365
											364
											363
											362
											361
											360

Mt. Con
 0060
 25
 3900
 Mt. Con

mark

STEM 28 Q

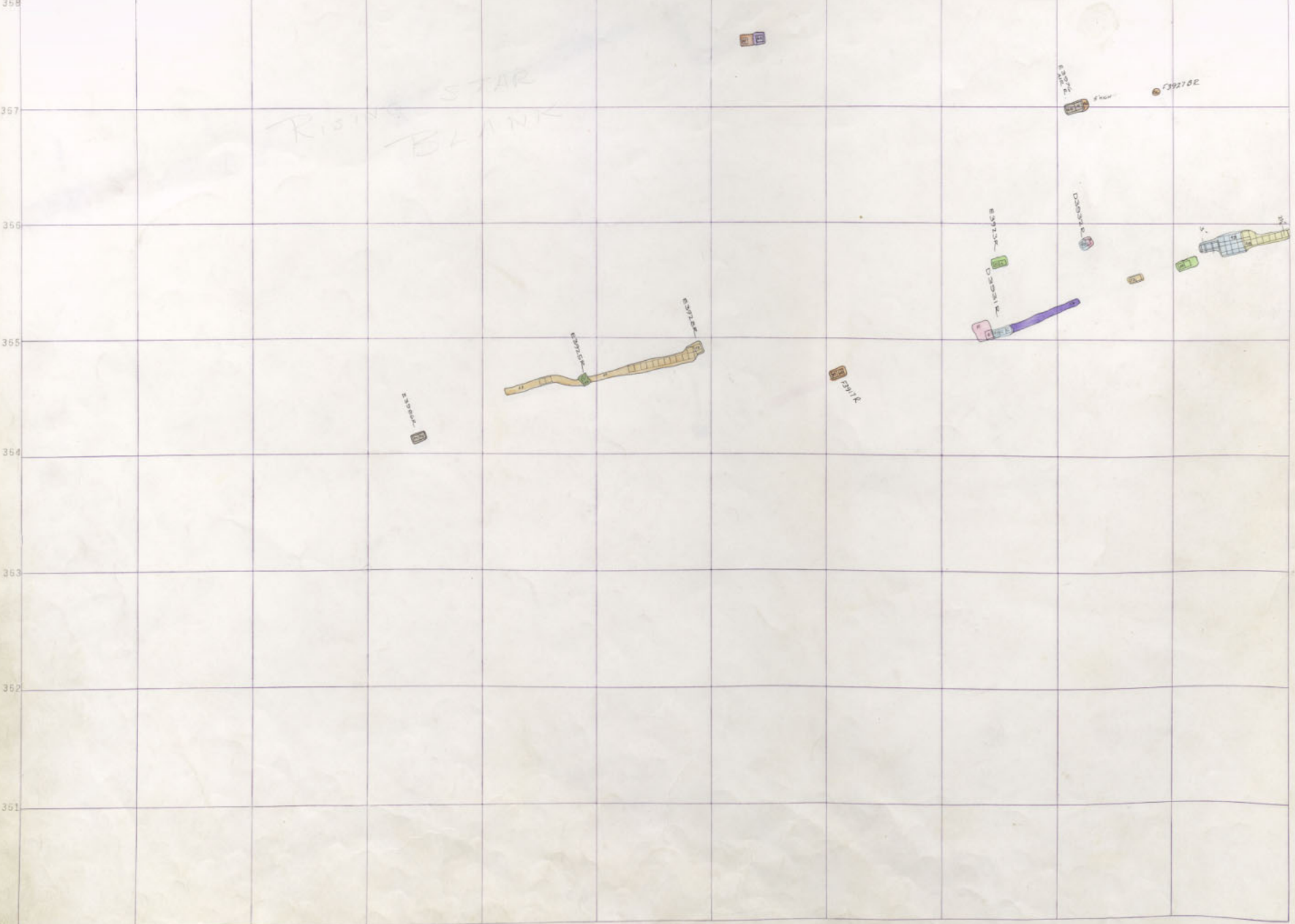
3200 Q

3800 Q
MT. CON


MT. CON
3600 Q


MT. CON
3400 Q

256 257 258 259 260 261 262 263 264 265 266 267



MT. CON 3900-18





Mt Con 3900-16

Mt Con
3900-16
Q 25

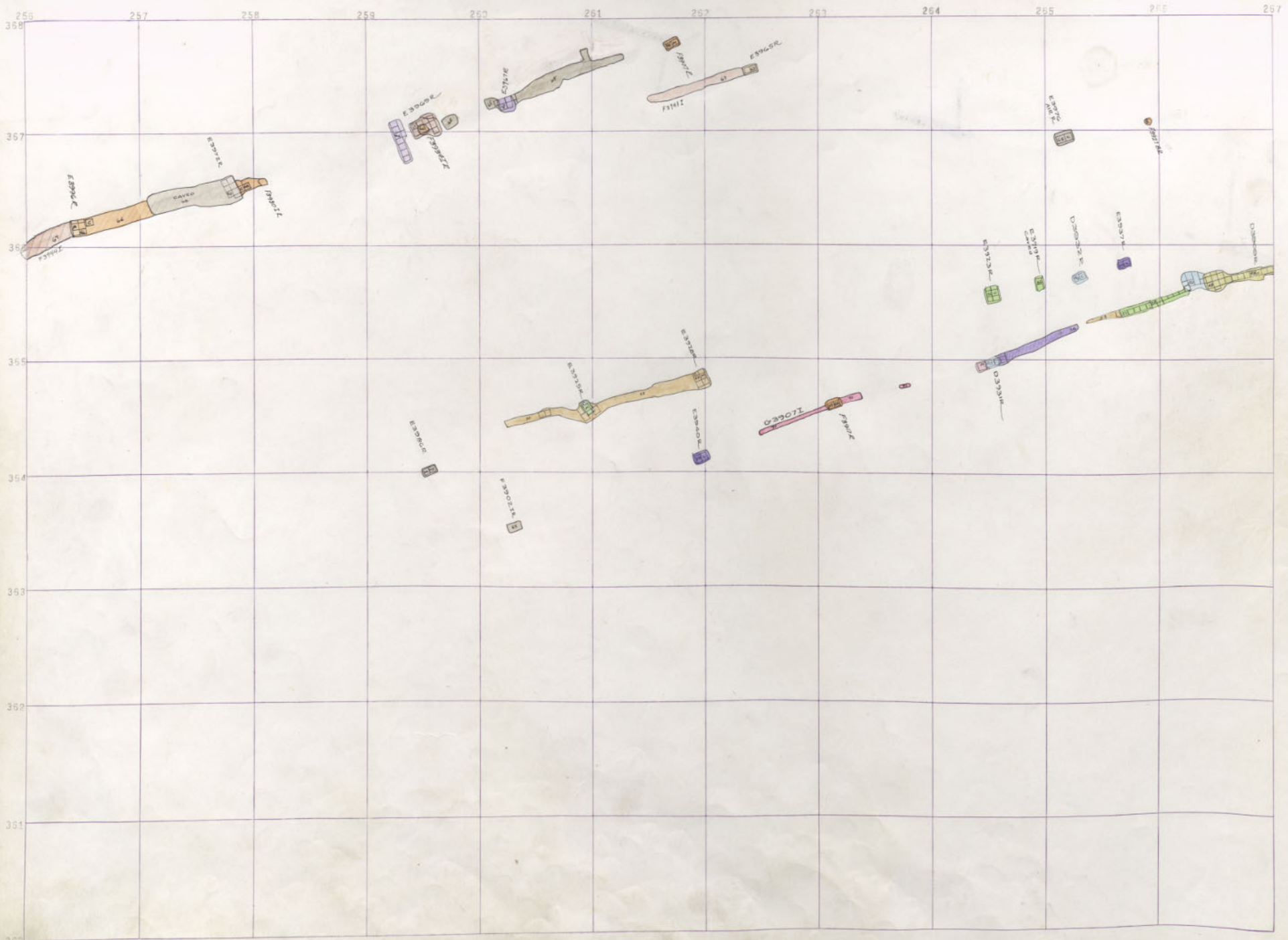
STEM 28 Q 25


3200 0

3800 0
MT. CON

MT. CON 0
3600 25

MT. CON 0
3400 0





Mt Con
3900
Q 25
Mt Con
3900


STEN 28 0

3200 0

3800 0
MT. CON

MT. CON 0
3600 0

MT. CON 0
3400 0



267 268 269 270 271 272 273 274 275 276 277 278

368

367

366

365

364

363

362

361

360

C 3900-14

C 3900-14

C 3900-14

MT CON
3900-14
Q-25
MT CON
3900-14


STEM 28 Q

3200 Q

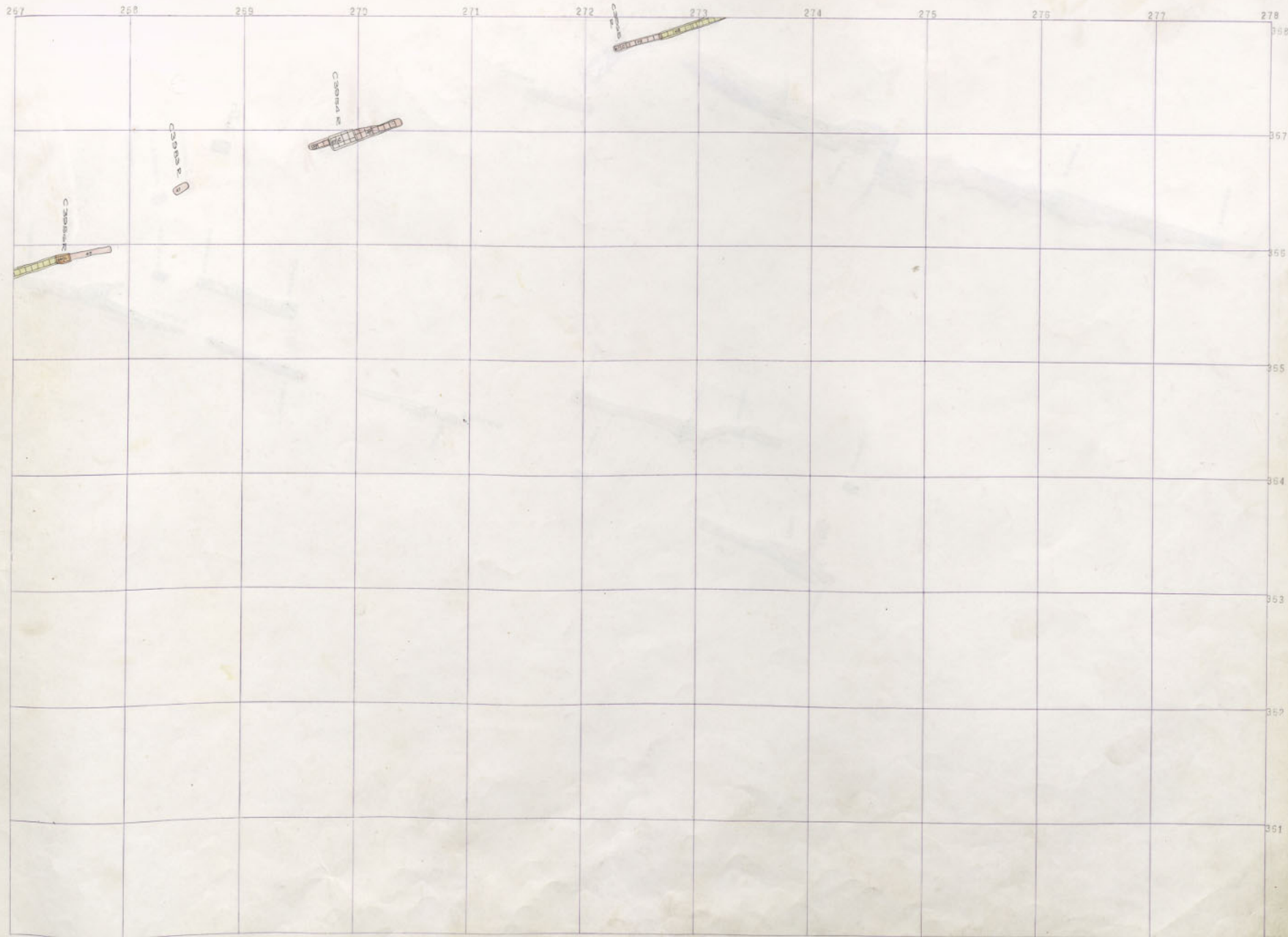
3800 Q
MT. CON

MT. CON
3600 Q

MT. CON
3400 Q



MT. CON 3900-13




STEIN 28 Q

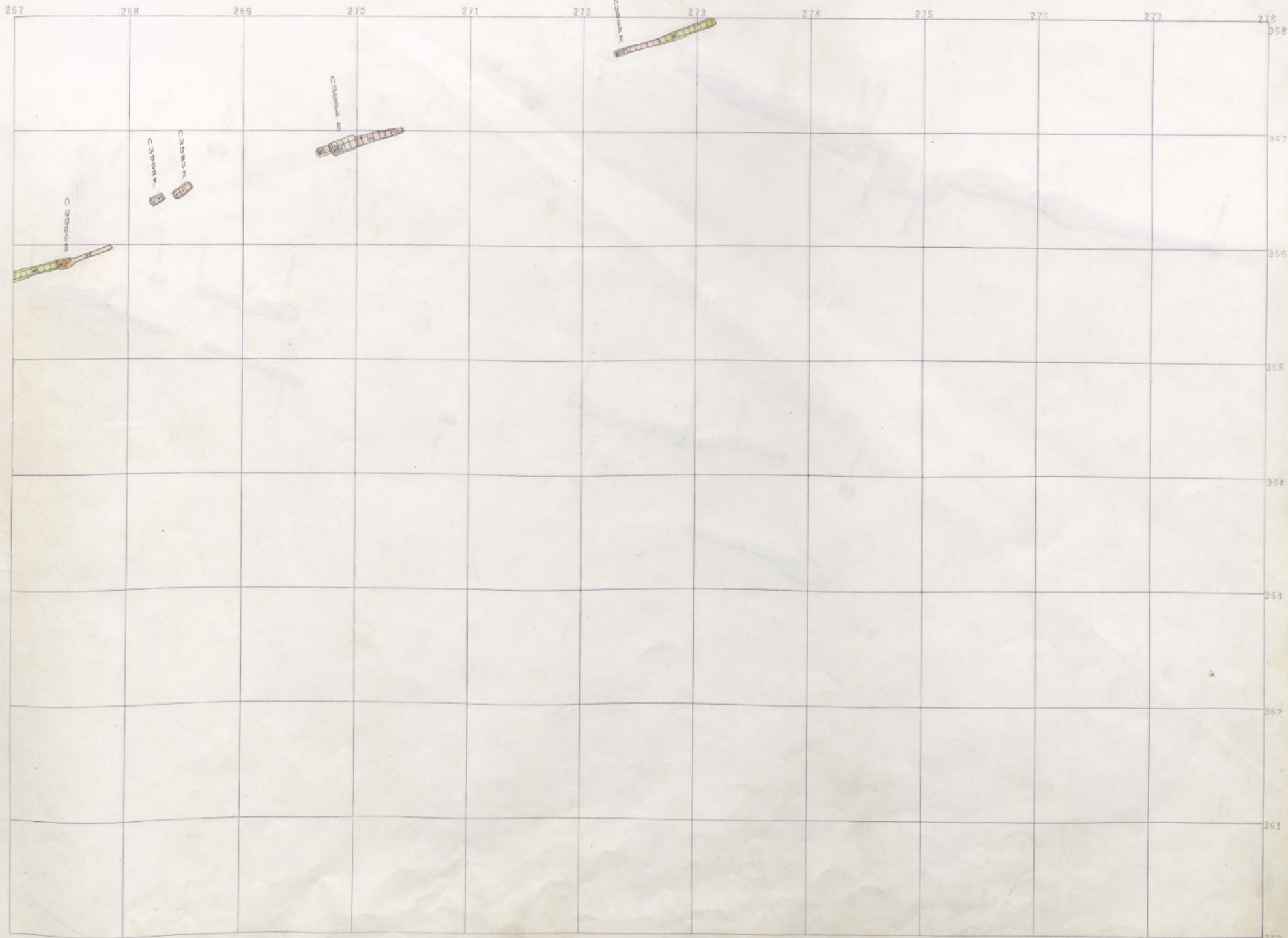
3200 Q

3800 Q
MT. CON

MT. CON
3600 Q

MT. CON
3900 Q





MT. CON. 3900-12

MT. CON
4000

MT. CON
3900


STEM 28 Q


3200 Q

3800 Q
MT. CON

MT. CON
3600 Q

MT. CON
Q





MT. CON
4000
225
25
3900
MT. CON

257 258 259 270 271 272 273 274 275 276 277 278

358

357

356

355


354

353

352

351

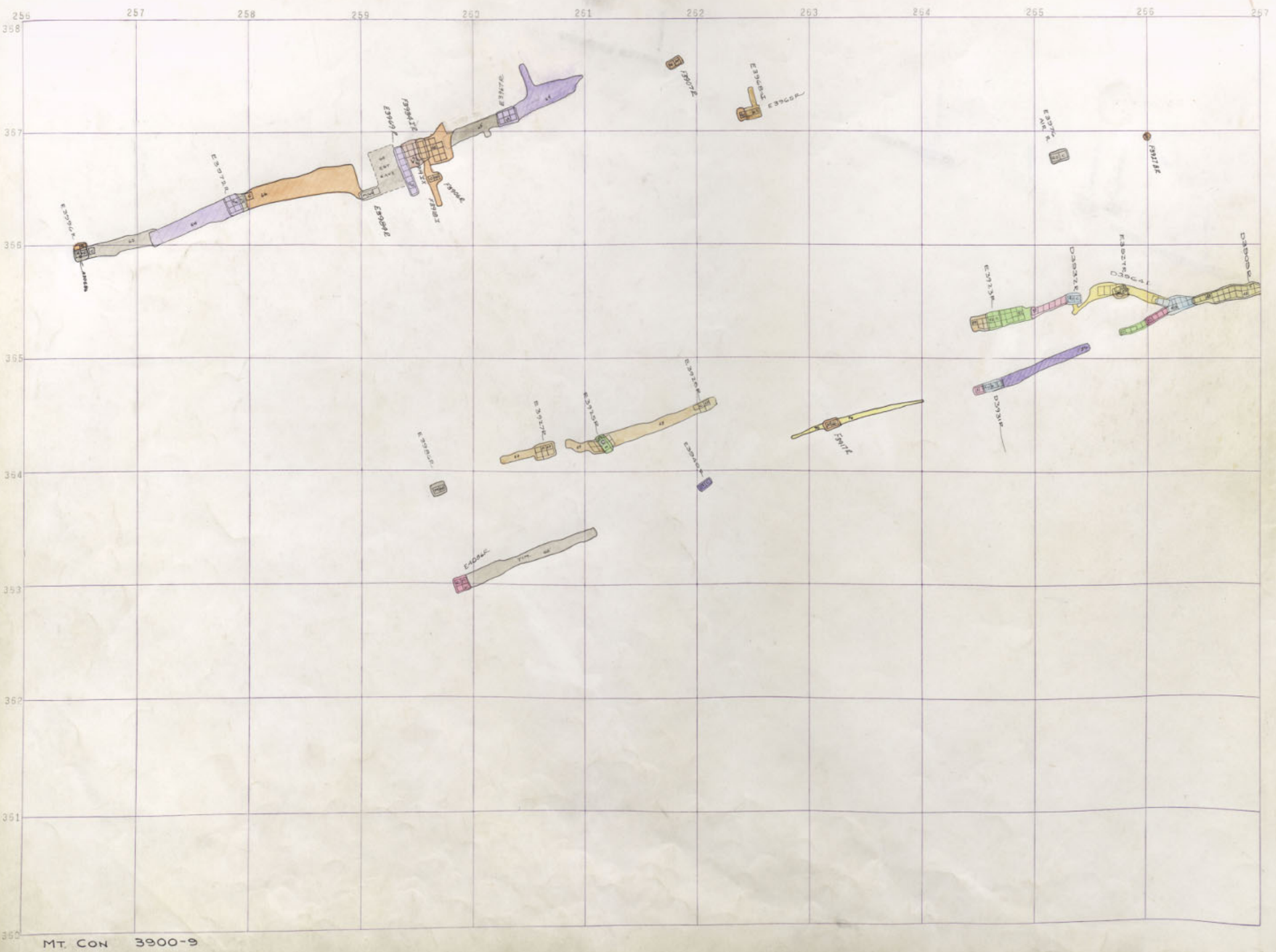
350



Mt Con 3900-10

Mt Con
3900-10
Q-25

MT. CON. 3600
3800
3200
STEN 28



MT. CON 3900-9

267 268 269 270 271 272 273 274 275 276 277 278

358

357

356

355

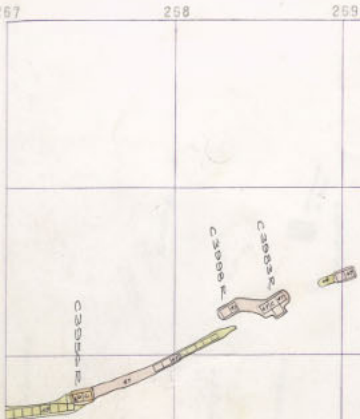
354

353

352

351

350



C3900-6




Mt. Con 3900-9

Mt. Con
4000
320

Mt. Con
3900
25

350



Mt Con 3900-8

Mt Con 4000
325
Q 25
3900
Mt Con


STEIN 28 Q

3200 Q


3800 Q
MT. CON

MT. CON
3600 Q

MT. CON
Q




MT. CON 3900-7



MT CON 3900-6

MT CON 4000 225
MT CON 3900 225



Mt. Con. 3900-5

Mt. Con.
4000
325
325
3900


STEM 28 Q

3200 Q


3800 Q
MT. CON

MT. CON
3600 Q

MT. CON




MT. CON 3900-4



Mt. Con. 3900-4

Mt. Con
3900-4
3900-5



Mt Con 3900-3

Mt Con
4000
3900


STEM 28 Q
B
B

3200 Q

3800 Q
MT. CON

MT. CON
3600 Q

MT. CON
Q



MT. CON 3900-2

267 268 269 270 271 272 273 274 275 276 277 278

368

367

366

365


364

363

362

361

360



Mt Con
3900
4000


STEIN 28 0 5

3200 0

3800 0
MT. CON

3600 0
MT. CON

MT. CON 0



MT. CON 3900-1

267

268

269

270

271

272

273


274

275

276

277

278



Mt. Con 3900-1

Mt. Con
4000
3925
3900

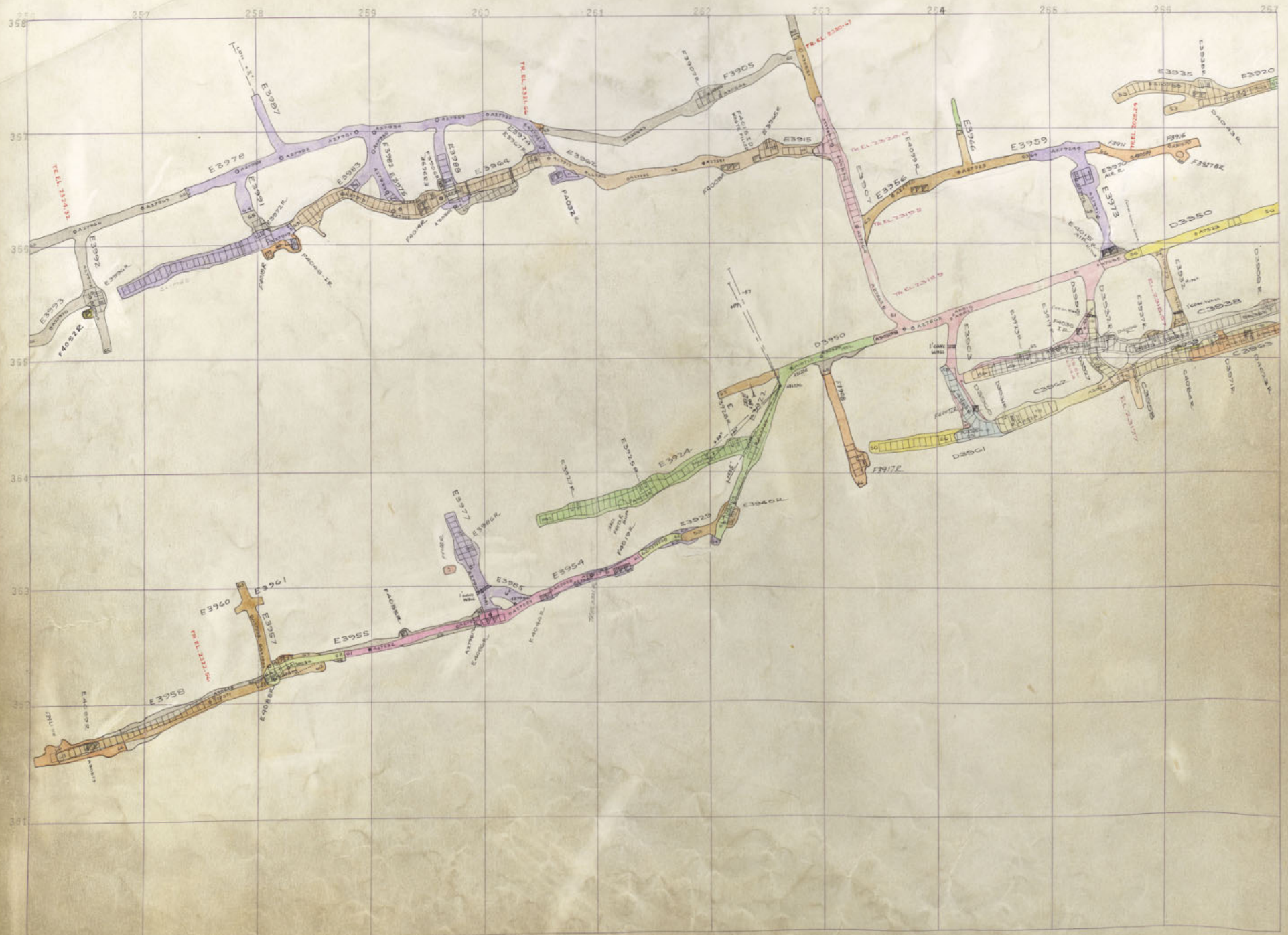
STEM 28 Q

3200 Q


3800 Q
MT. CON

3600 Q
MT. CON

MT. CON



MT. CON 3900 SILL



MT. CON 3900 SILL

MT. CON
3900
Q-25
MT. CON
3900


STEN 28 0

3200 0

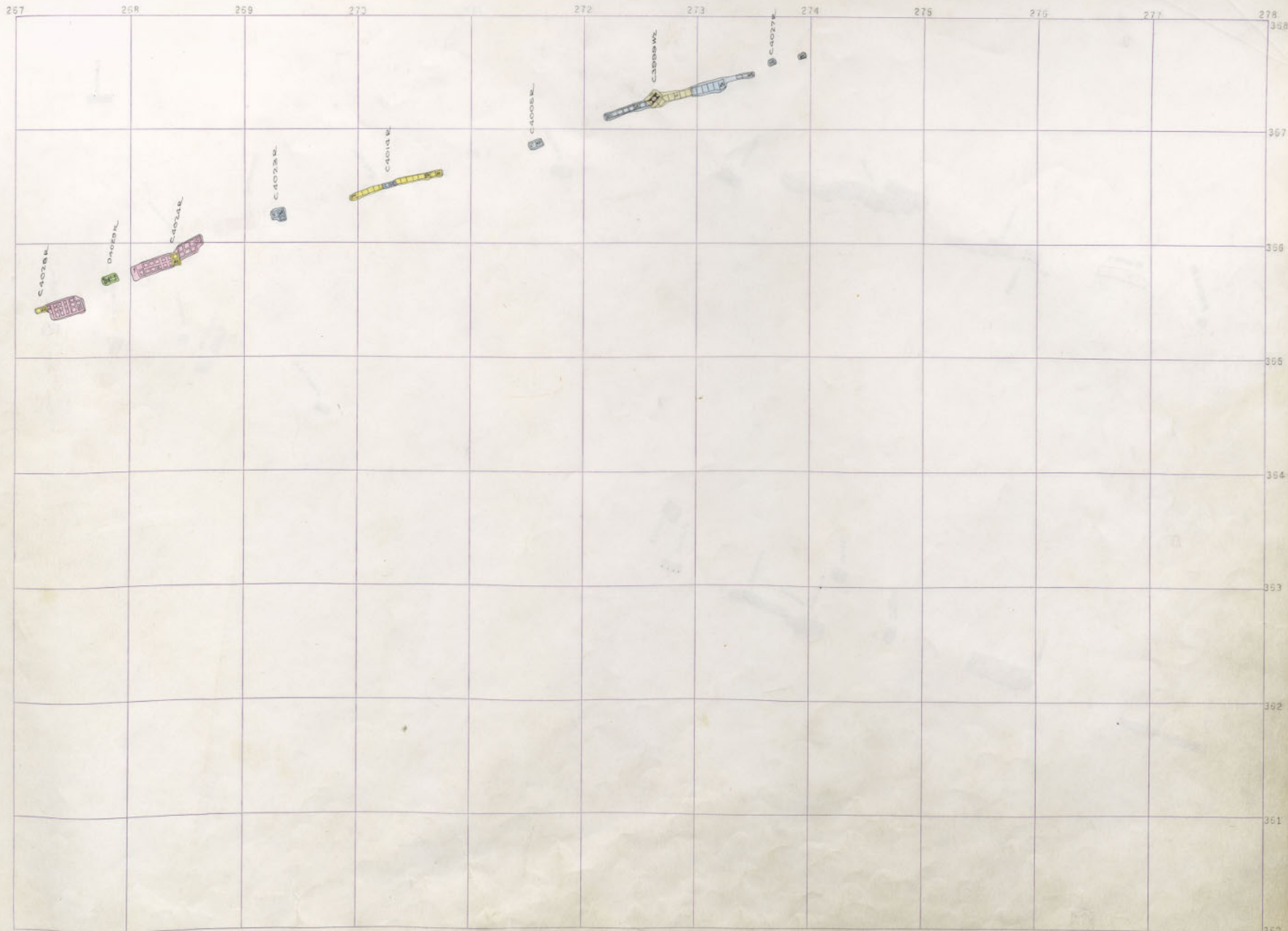
3800 0
MT. CON

MT. CON 0
3900

MT. CON 0



MT. CON 4000-18



Mt. Con
4000-18

267 268 269 270 271 272 273 274 275 276 277 278

358

367

368

355

364

363

362

361

360



CA026 W



CA026 E



CA024 E




CA024 W



CA023 E



CA018 E



CA008 E



CA005 W

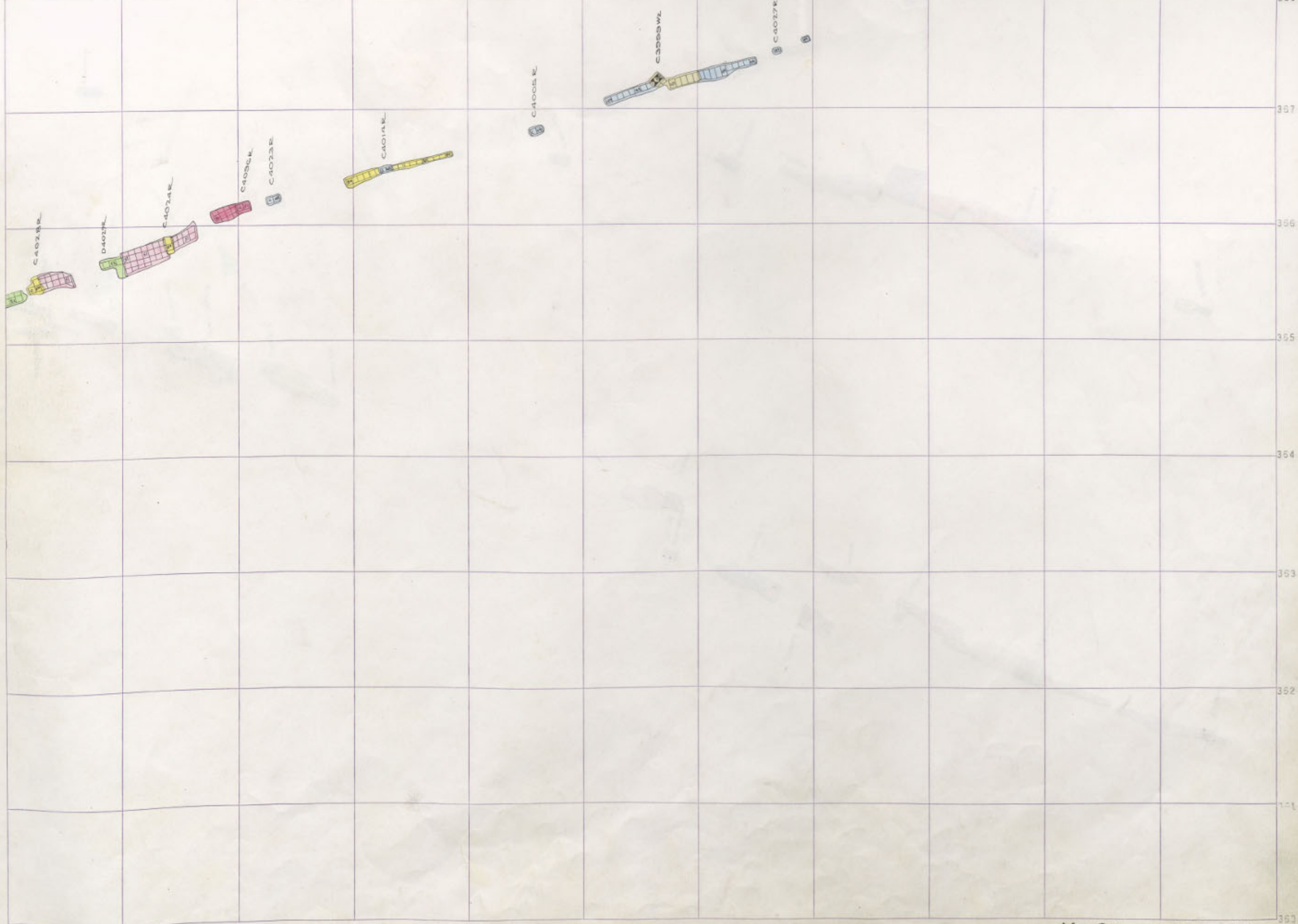


CA027 E

MT. CON
4000
22

257 258 259 270 271 272 273 274 275 276 277 278

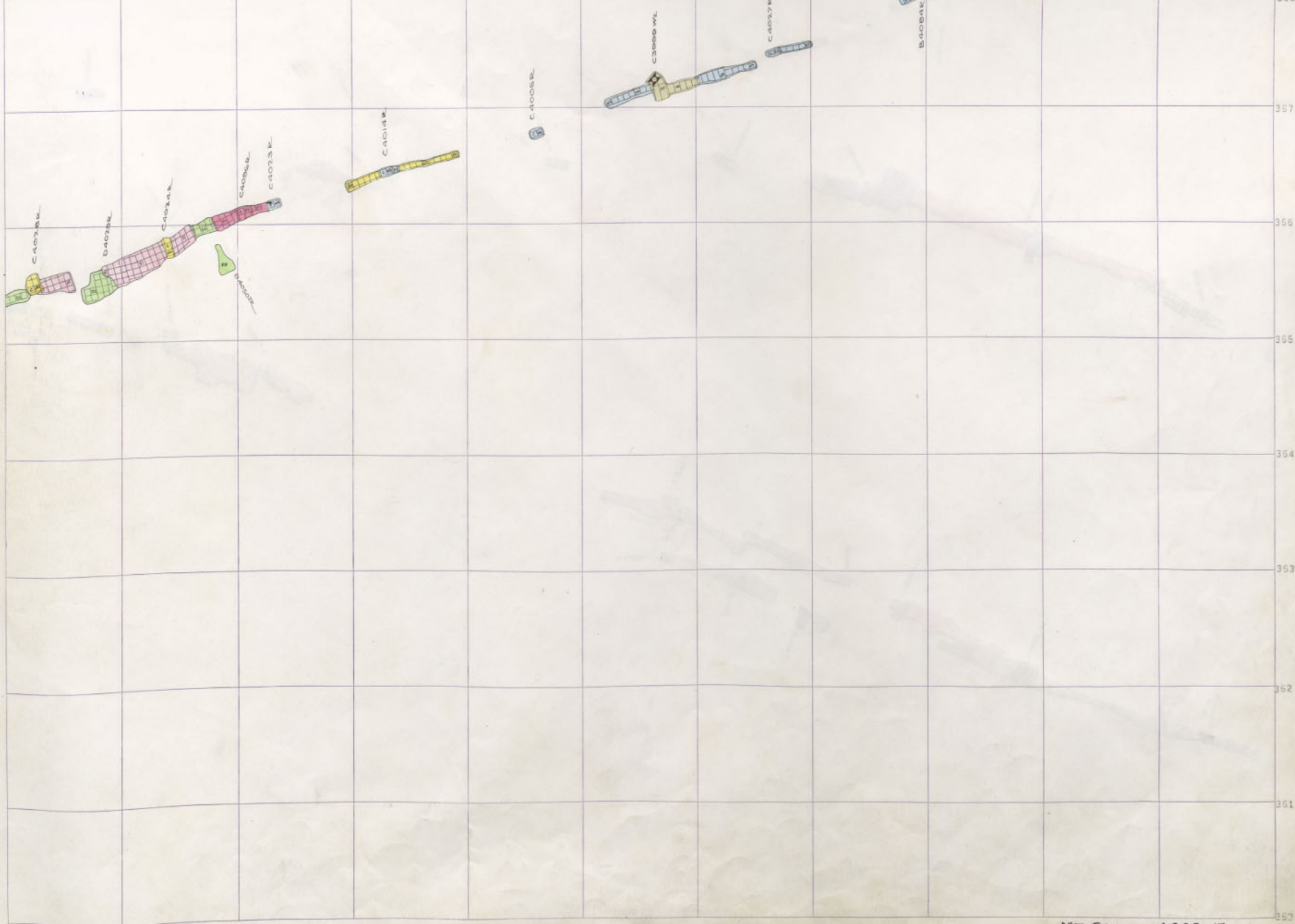
358



Mt. Con
4000
525

257 268 259 273 271 272 273 274 275 276

358
357
356
355
354
353
352
351
350



MT. CON
4 000
25


STEM 28 Q

3200 0

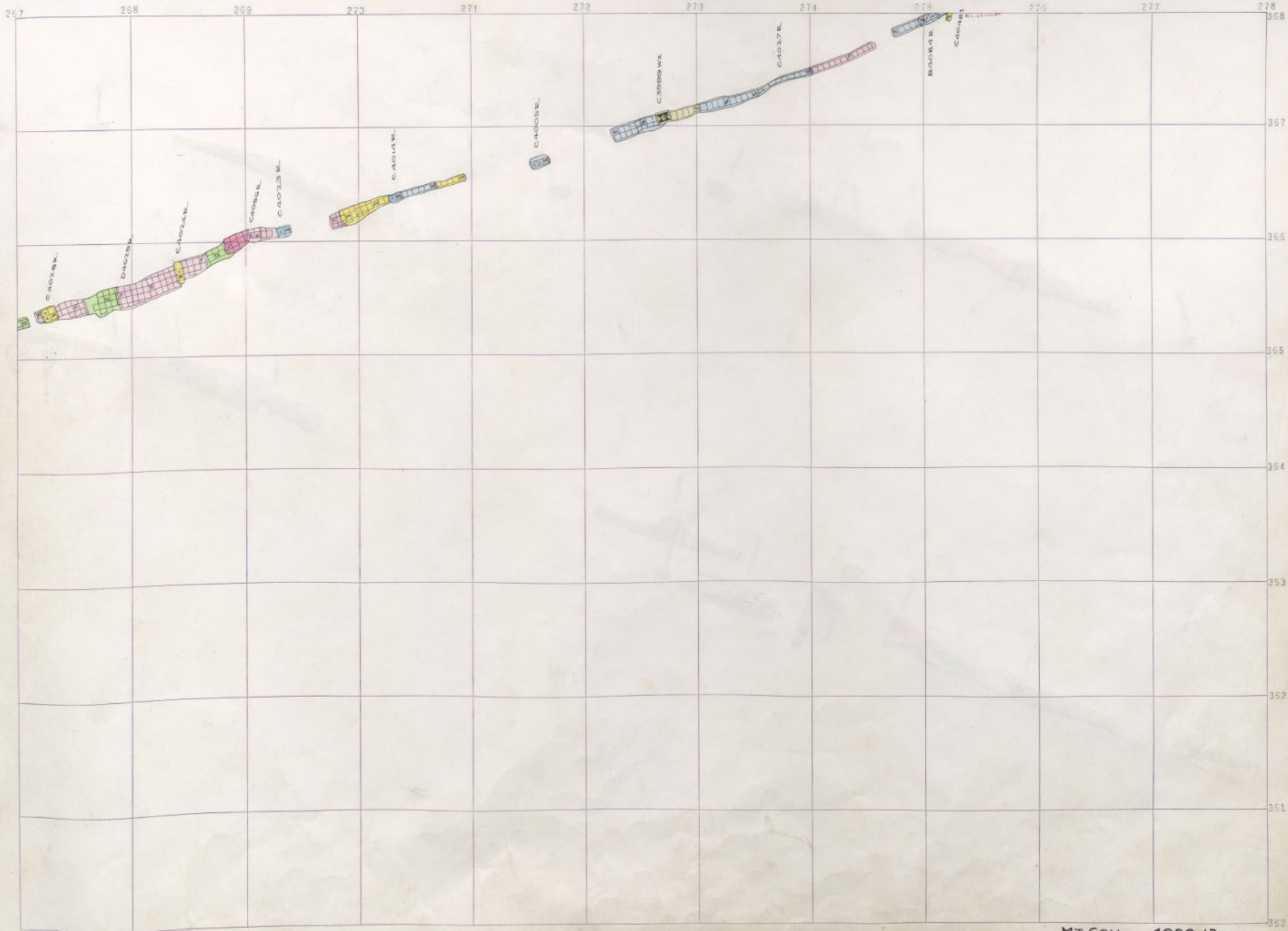
3800 0 26
MT. CON

3900 0 25
MT. CON

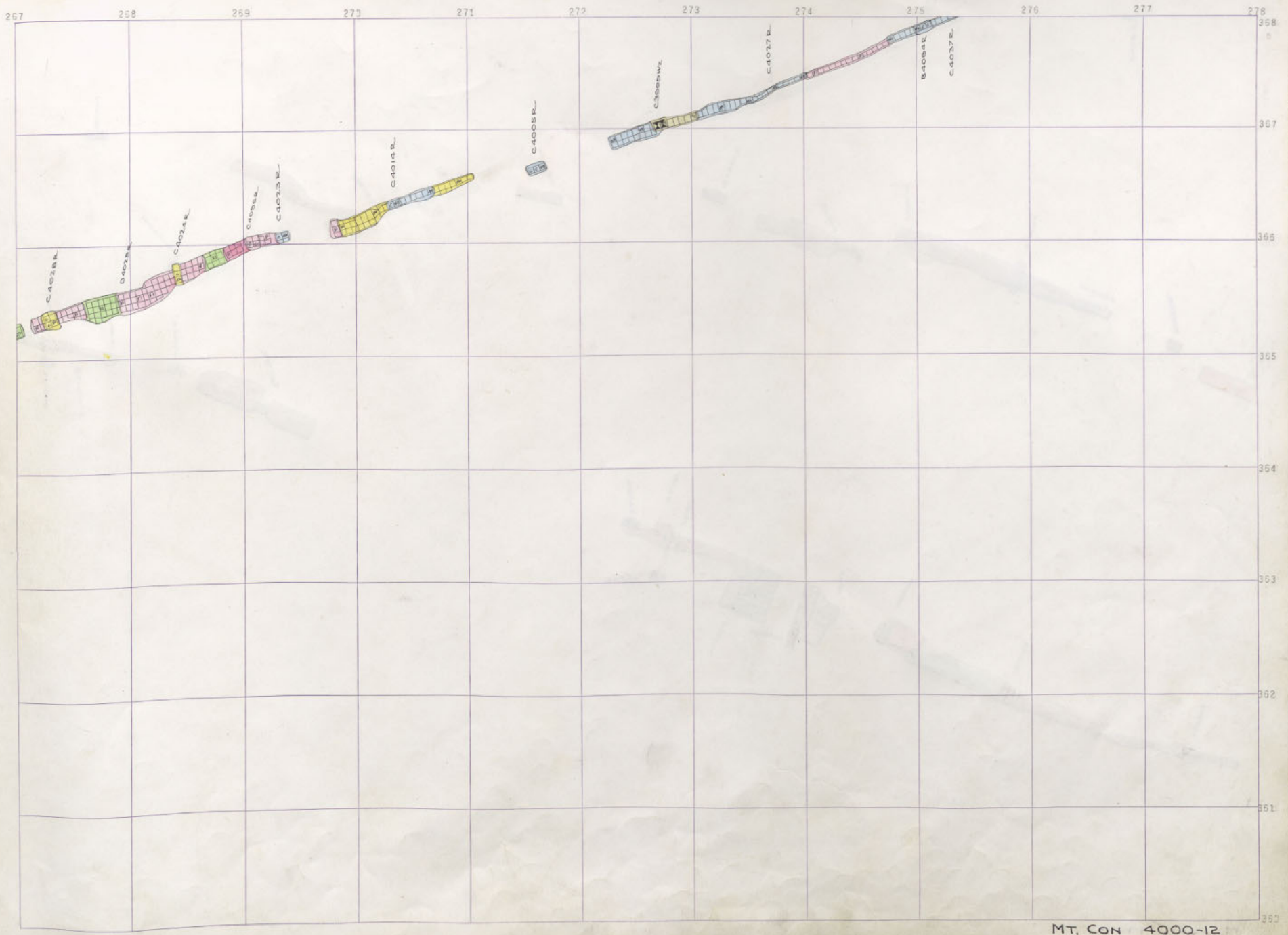
MT. CON



MT. CON 4000-13



MT CON
4000
525



MT. CON 4000-12

Mt. Con
4000
525


STEM 28 Q

3200 Q

3800 Q
MT. CON

N MT. CON
3900 Q

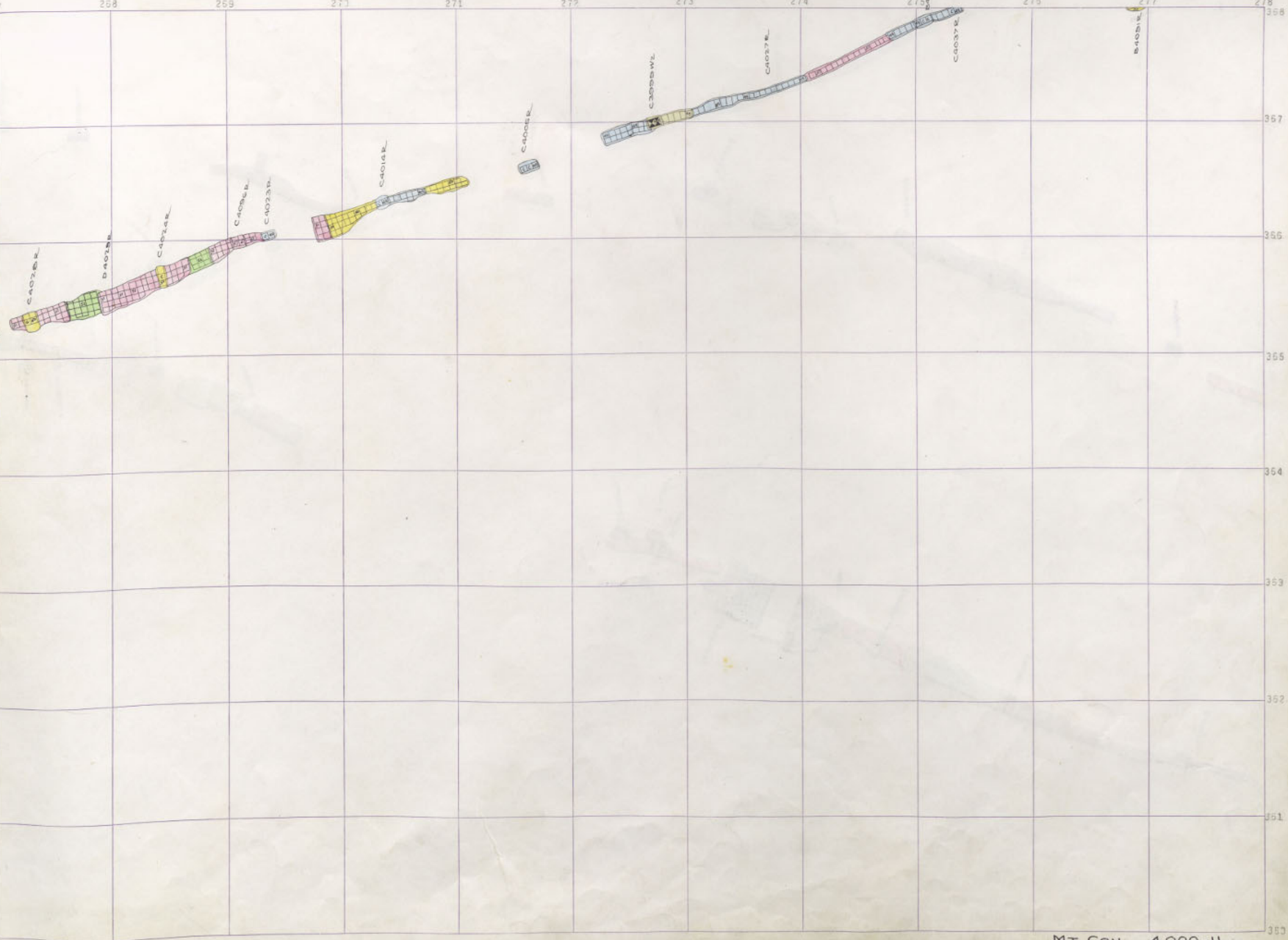
MT. CON Q



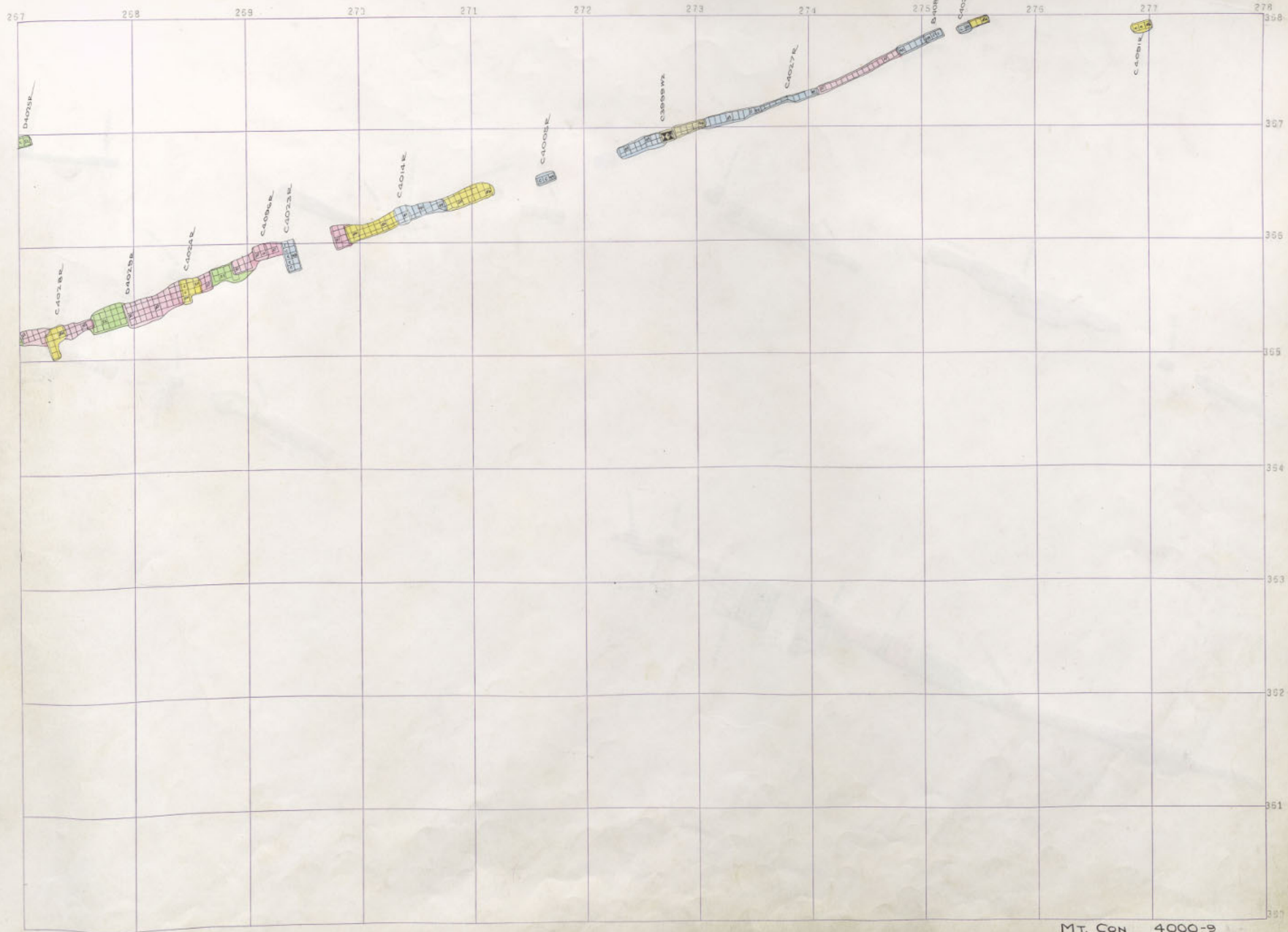
MT. CON 4000-11

257 258 259 271 271 279 273 274 275 276 277 278

358
357
356
355
354
353
352
351
350



MT. CON
4000
528



MT. CON 4000-9

MT. CON
4000
0 25


STEM 28 Q

3200 Q


3800 Q
MT. CON

3900 Q
MT. CON

MT. CON



MT. CON 4000-8



MT. CON
4000
0
25


STEM 28 Q

3200 Q


3800 Q
MT. CON

N MT. CON Q
3900

MT. CON Q



MT. CON 4000-5




STEM 28 Q

3200 Q

3800 Q
MT. CON


3900 Q
MT. CON


MT. CON



MT. CON 4000-4


MT. CON 3900
 MT. CON 3800
 3200
 STEIN 28






MT. CON 4000-B

MT. CON
4000
B



MT. CON
4000
0 25



Mt. Con 4000-1

Mt. Con
4000
0
25

STEW. 28

3200

MT. CON 4000

MT. CON 3900

MT. CON

250 251 252 253 254 255 256 257

360

356

355

354

352

351

350

PRINCE
Word

PRINCE

PRINCE

PRINCE

MT. CON 4200-35



STEM 28 R

QMICON
N 1000
3200 A

MT CON R
3900

MT CON

