

4
STOPE BOOK
Gray Rock-Diamond Mines

NORTH

18-22

R-29

R
29
4

375

374

373

372

371

370

369

368

CORRA
1500

300 301 302 303 304 305 306 307 308 309 310 311

R
29
~
4

311 312 313 314 315 316 317 318 319 320 321 322

375

374

373

372

371

370

369

368

CORRA
1500

Handwritten signature

R
29
4

W.S.

311 312 313 314 315 316 317 318 319 320 321 322

375

376

374

373

372

371

370

369

368

CORRA
1500

Obispo

R
29
4

[Handwritten mark]

311 312 313 314 315 316 317 318 319 320 321 322

375

374

373

372

371

370

369

368

CORRA
1500

D. L. A.

R
29
4

1/2

375

18

374

373

372

371

CORRA
1500

370

369

368

Ph...

R
29
4

Blank

311 312 313 314 315 316 317 318 319 320 321 322

373

375

374

373

372

371

CORRA
1500

370

369

368

Handwritten initials

300 301 302 303 304 305 306 307 308 309 310 311

R
29
4

103

311 312 313 314 315 316 317 318 319 320 321 322

375

374

373

372

371

370

369

368

CORRA
1500

[Handwritten mark]

300 301 302 303 304 305 306 307 308 309 310 311

R
29
4

[Handwritten signature]

311 312 313 314 315 316 317 318 319 320 321 322

325

374

373

372

371

370

369

368

CORRA
1500

Print

300 301 302 303 304 305 306 307 308 309 310 311

R
29
4

Paul

311 312 313 314 315 316 317 318 319 320 321 322

375

374

373

372

371

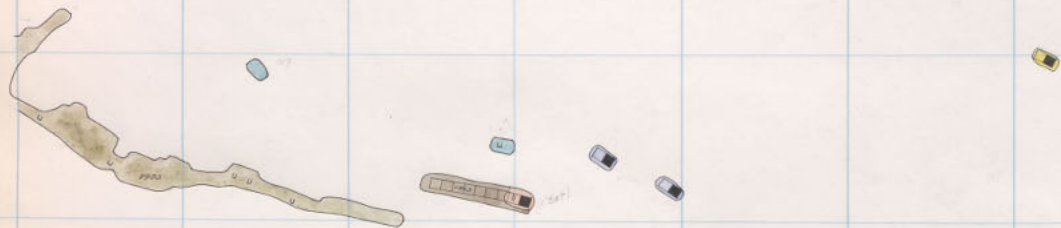
370

369

368

CORRA
1500

Handwritten signature



SEE VOL 3

R
29
4

Coast 1886 21st Street
1884

311 312 313 314 315 316 317 318 319 320 321 322

375

374

373

SEE VOL 3

372

371

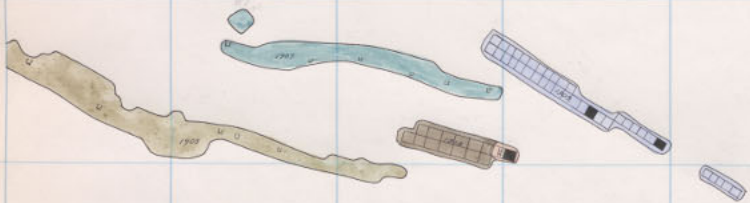
370

369

368

Diamond 1800 25th Floor

CORRA
1500



SEE VOL. 3

R
29
4

Jan 200 19 2000
Blank

311 312 313 314 315 316 317 318 319 320 321 322

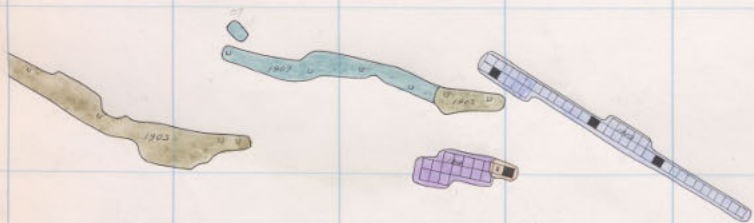
HERE

SEE Vol 3
on 1700 Sul Diamond
Plat 3rd

323
324
325
326
327
328
329
330
331
332
333
334
335
336
337
338
339
340
341
342
343
344
345
346
347
348
349
350
351
352
353
354
355
356
357
358
359
360
361
362
363
364
365
366
367
368
369
370
371
372
373
374
375
376
377
378
379
380
381
382
383
384
385
386
387
388
389
390
391
392
393
394
395
396
397
398
399
400

CORRA
1500

Diamond 1800 24th Floor



SEE VOL. 3

R
29
4

N. Q. R. 1000 12

1900 1900

311

312

313

314

315

316

317

318

319

320

321

322

323

375

374

373

SEE VOL 3

372

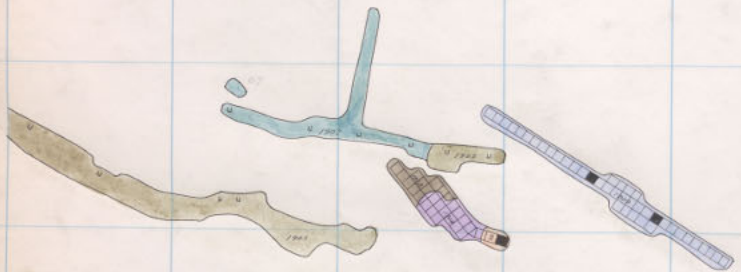
371

370

369

368

Diamond 1800 23rd FloorCORRA
1500



SEE VOL 3

R
29
4

W. G. R. 1800-11

311

312

313

314

315

316

317

318

319

320

321

322



SEE VOL 3

373

374

373

372

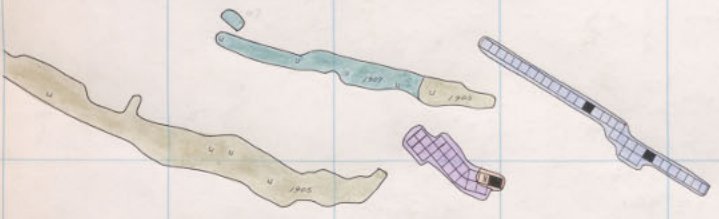
371

370

369

368

Diamond 1800 22nd floorCORRA
1500



SEE VOL 3

R
29
4



H. G. R. 1800-10

311 312 313 314 315 316 317 318 319 320 321 322



375

374

373

SEE VOL 3

372

371

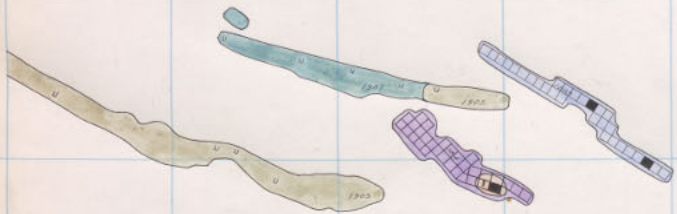
CORRA
1500

370

369

368

Diamond 1800 2nd Floor



SEE VOL. 3

R
29
4

N. G. R. 1800-9

311 312 313 314 315 316 317 318 319 320 321 322



375

374

373

SEE VOL. 3

372

371


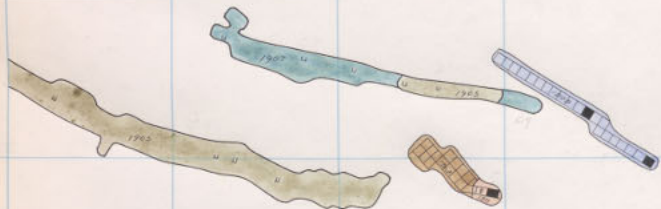
CORRA
1500

370

369

368

Diamond 1800 20th Floor



SEE VOL 3

R
29
4

311

312

313

314

315

316

317

318

319

320

321

285

322

375

374

373

372

371

370

369


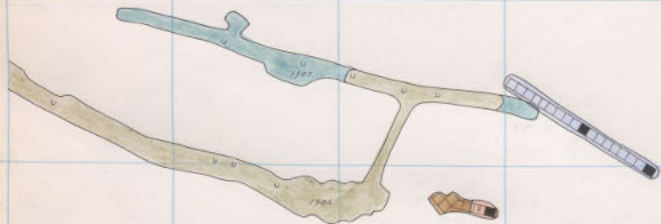
368

SEE VOL 3

Diamond 1800 13th floor

CORRA
1500

R
29
4



SEE VOL 3

W. G. R. 1800-7

311 312 313 314 315 316 317 318 319 320 321 322

375

374

373

SEE VOL 3

372

371

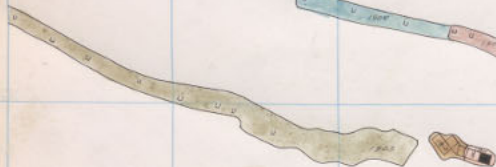
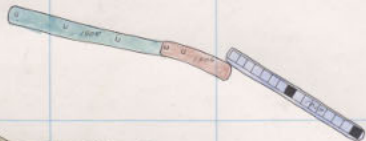
CORRA
1500

370

369

368

Diamond 1800 18th Floor



SEE Vol. 3

R
29
4

311 312 313 314 315 316 317 318 319 320 321 322

375

374

373

372

371

370

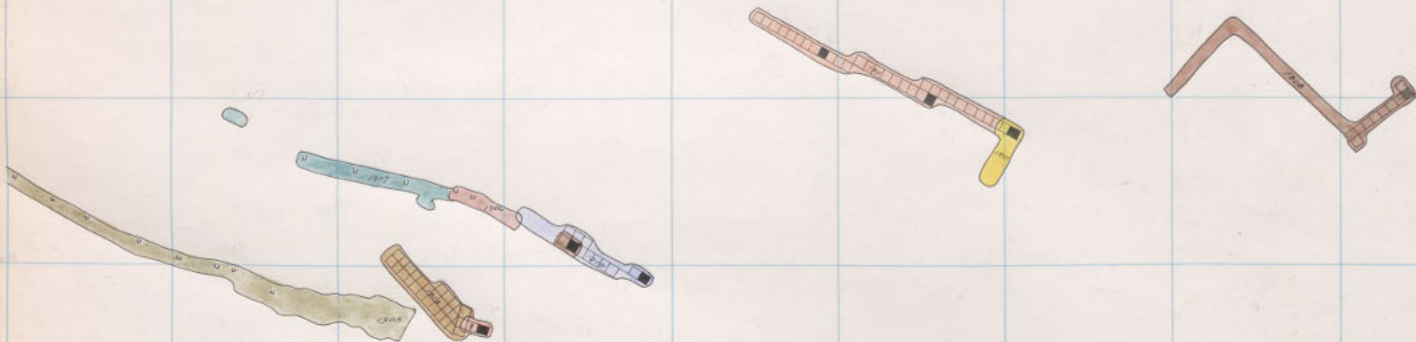
369

368

SEE VOL. 3

Diamond 1800 17th Floor

CORRA
1500



SEE VOL. 3

R
29
4

311 312 313 314 315 316 317 318 319 320 321 322

375

374

373

372


371

370

369

368

SEE VOL 3



Diamond 1800 16th Floor

18

20

CONRA
1500

R
29
4



SEE VOL 3

311 312 313 314 315 316 317 318 319 320 321 322

325

374

373

372

371

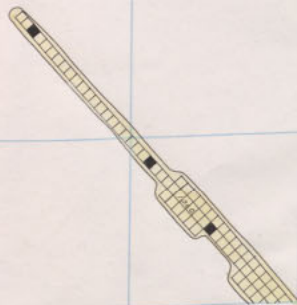
370

369

368




SEE VOL 3



Diamond 1800 15th Floor

CORRA
1500



SEE VOL. 3

R
29
4

311 312 313 314 315 316 317 318 319 320 321 322

375

374

373

372

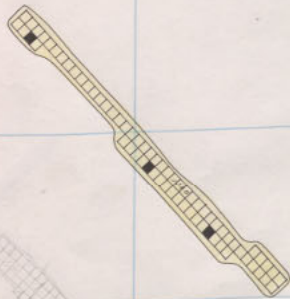
371

370

369

368

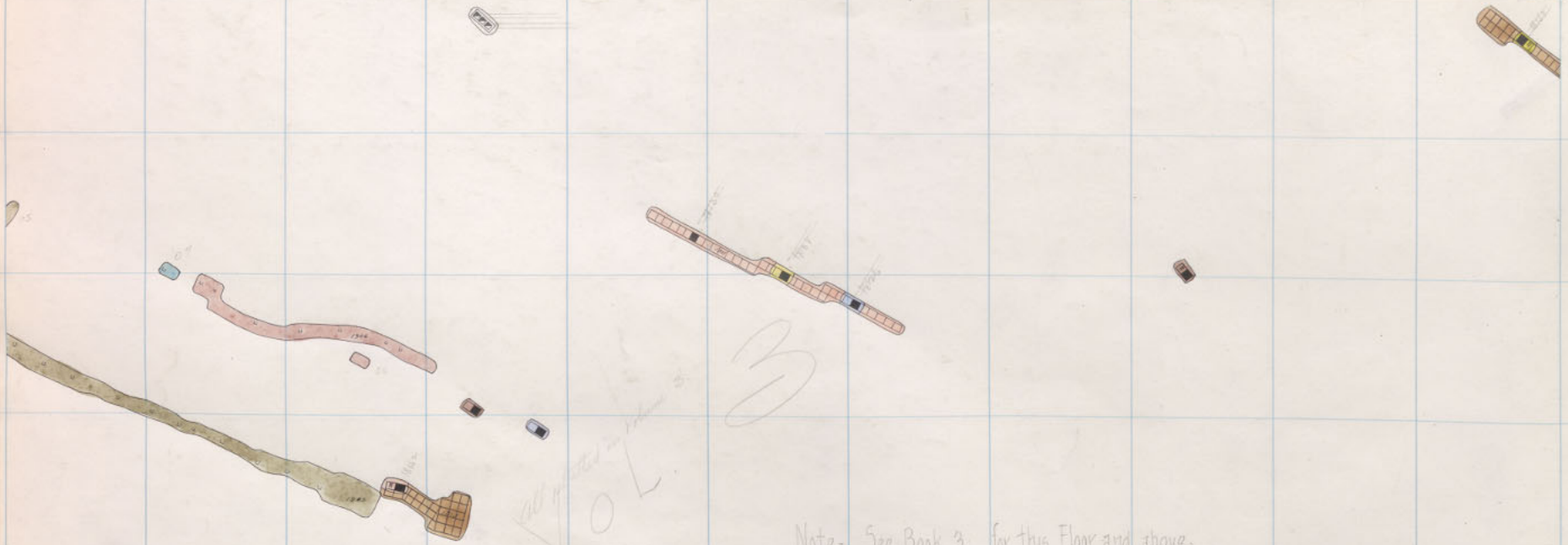
SEE VOL 8



Diamond 1800 14th Floor

CORRA
1500

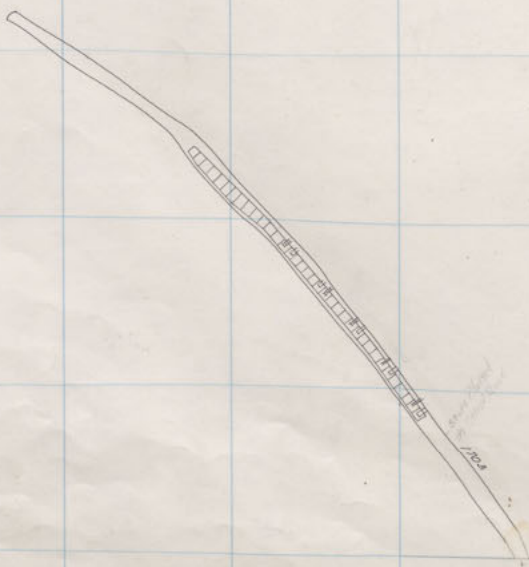
R
29
4



SEE VOL. 3

Note - See Book 3 for this Floor and above.
CORRA WORKINGS

SEE



CORRA 1500 SEE VOL. 3
W. Gray Rock 1800-2

311 312 313 314 315 316 317 318 319 320 321 322

375

374

373

372

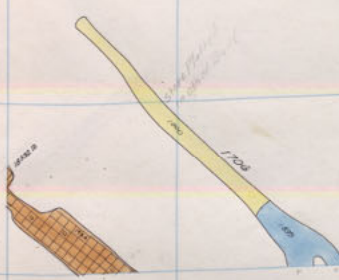
371

370

369

368

Sketch Book

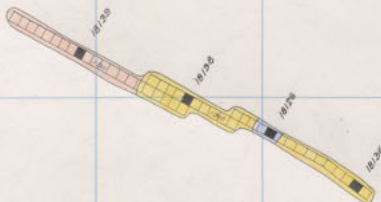
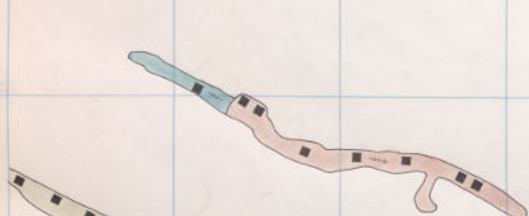


Diamond 1700 Sill - 1800 13th Floor


18
CORRA
1500

Corra Shaft

18123



18122



18127

R
29
4

Corra	1500	6 th Fl
W Gray Rock	1800	13 th "
Diamond	1800-12	

311 312 313 314 315 316 317 318 319 320 321 322

375

374

373

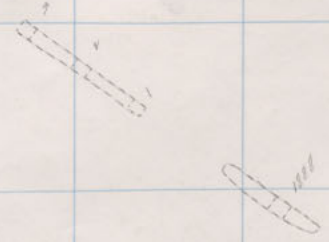

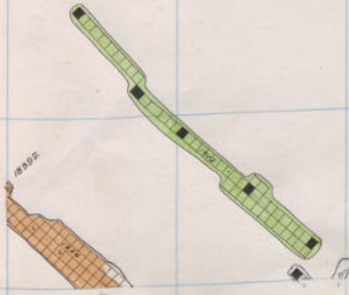
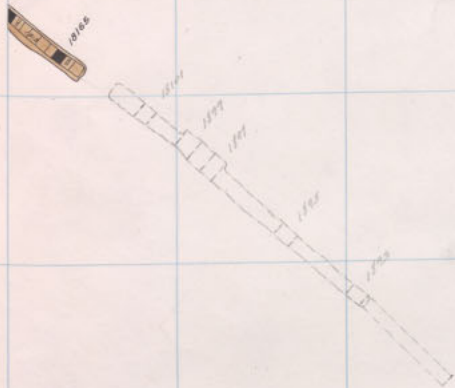
372

371

370

369

368



Diamond 1800 12th Floor

CORRA 1500

Corra Shaft

30153

30158

30154

30156

30159

30152

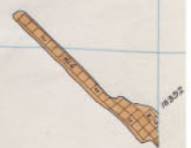
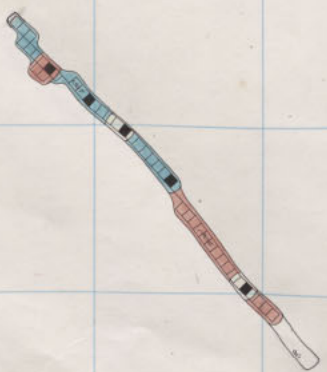
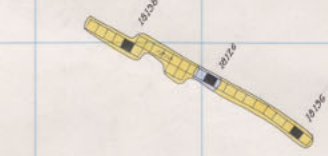
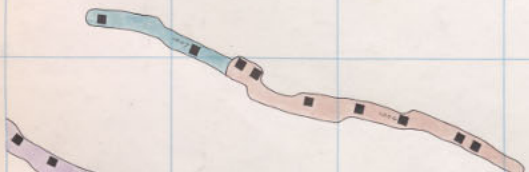
R
29
4

1801

1802

1803

Corra	1500	5 th Fl.
W. Gray Rock	1800	Sill
Diamond	1800-11	



311 312 313 314 315 316 317 318 319 320 321 322

375

374

373

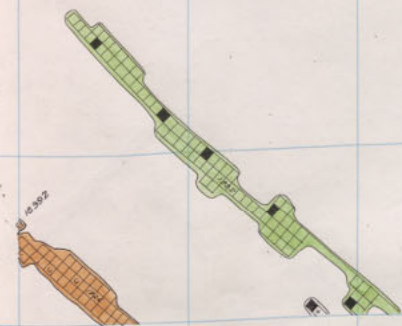

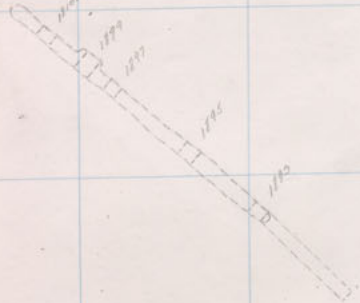
372

371

370

369

368

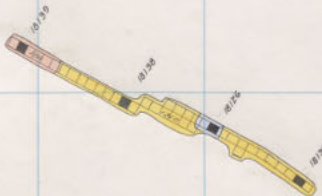
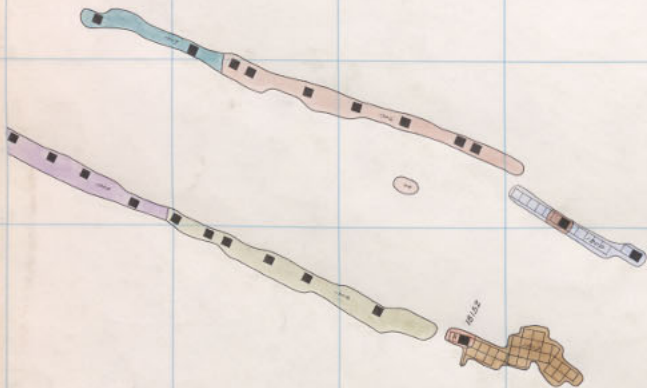


Diamond 1800 11th Floor

CORRA 1500

Corra Shaft

1825



R
29
4

Corra
Diamond
1500
1800-10
4th Fl.

311 312 313 314 315 316 317 318 319 320 321 322

375

371

373

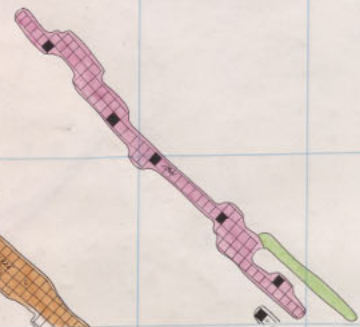

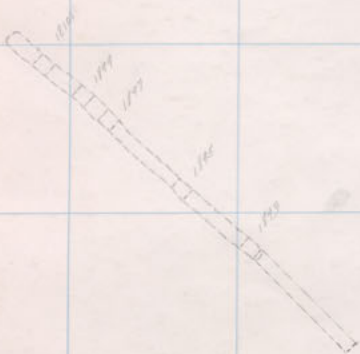
372

371

370

369

368



Diamond 1800 10th floor

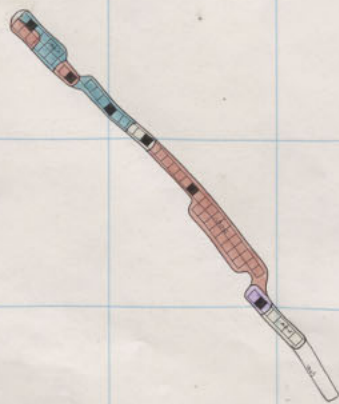
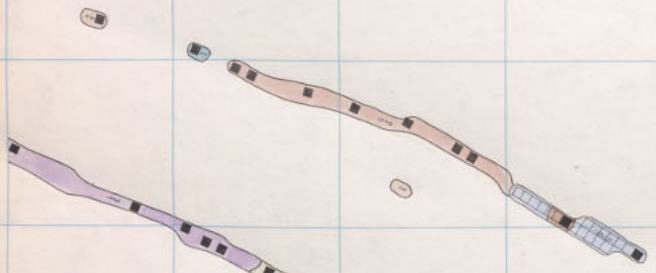
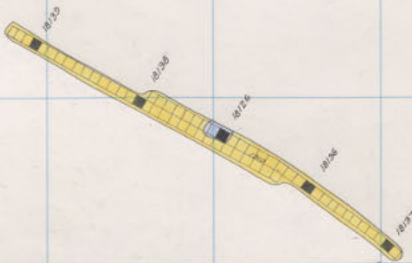
18

20

CORRA 1500

Corra Shaft

R. 153



R 29 4

Corra
Diamond
1500
1800 -9
3rd Fl

311 312 313 314 315 316 317 318 319 320 321 322

375

374

373


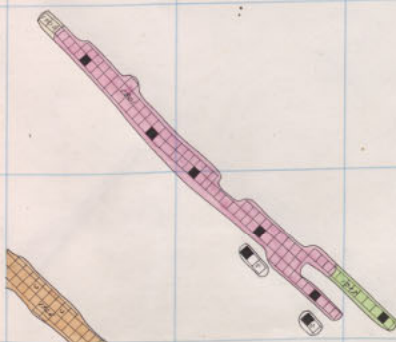
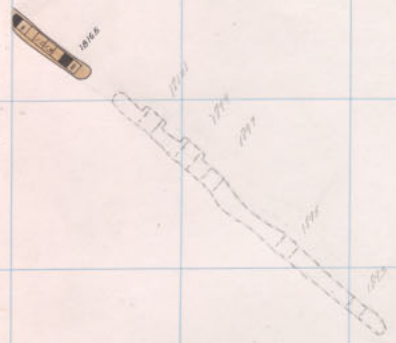
372

371

370

369

368



Diamond 1800 9th Floor.

CORRA 1500

Corra Shaft

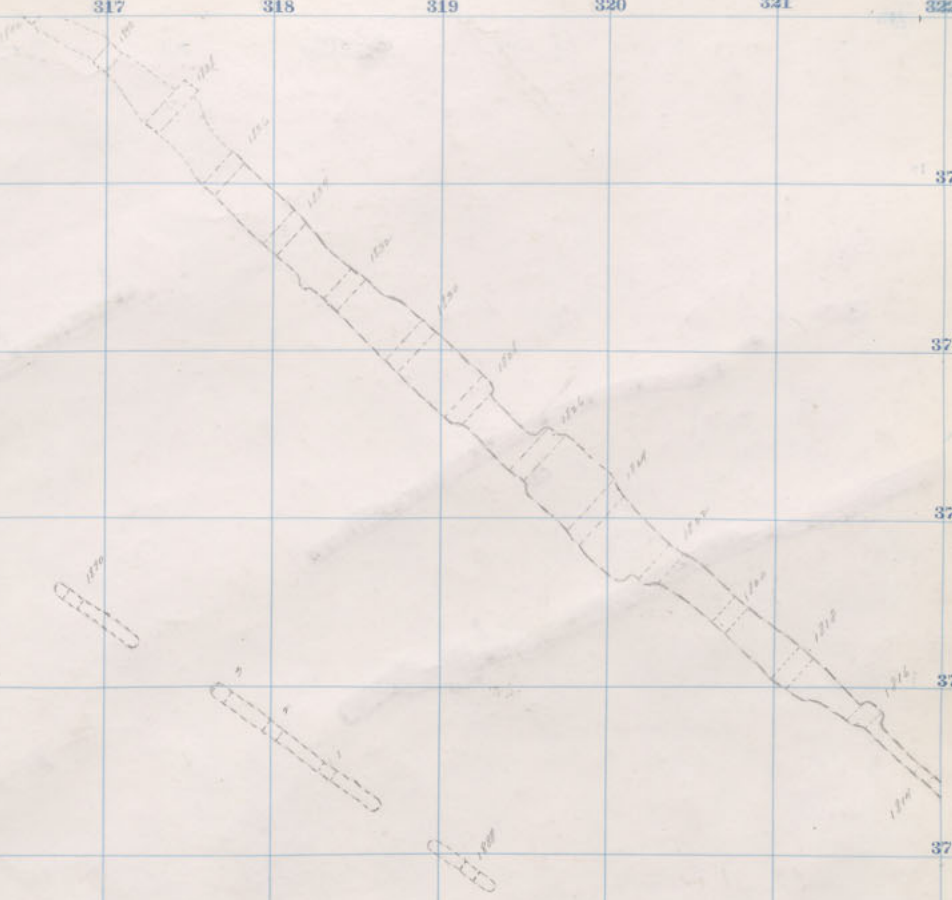
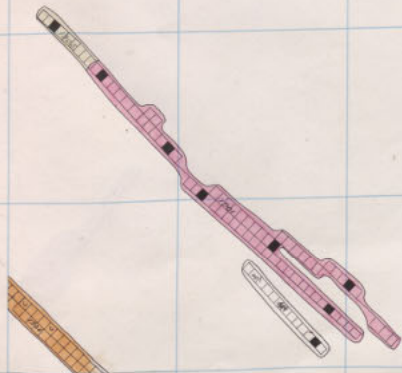
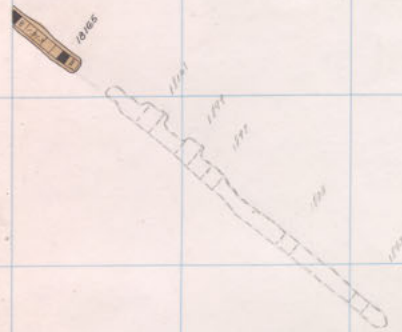


R
29
4

Corra 1500 2nd Fl
Diamond 1800 - 8

311 312 313 314 315 316 317 318 319 320 321 322

375
374
373
372
371
370
369
368



Diamond 1800 8th Floor.

CORRA
1500

Corra Shaft

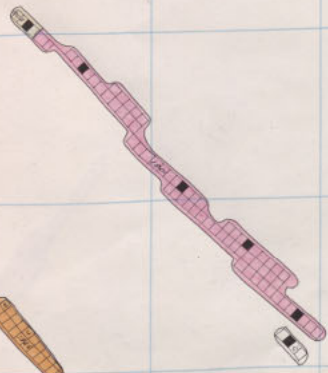

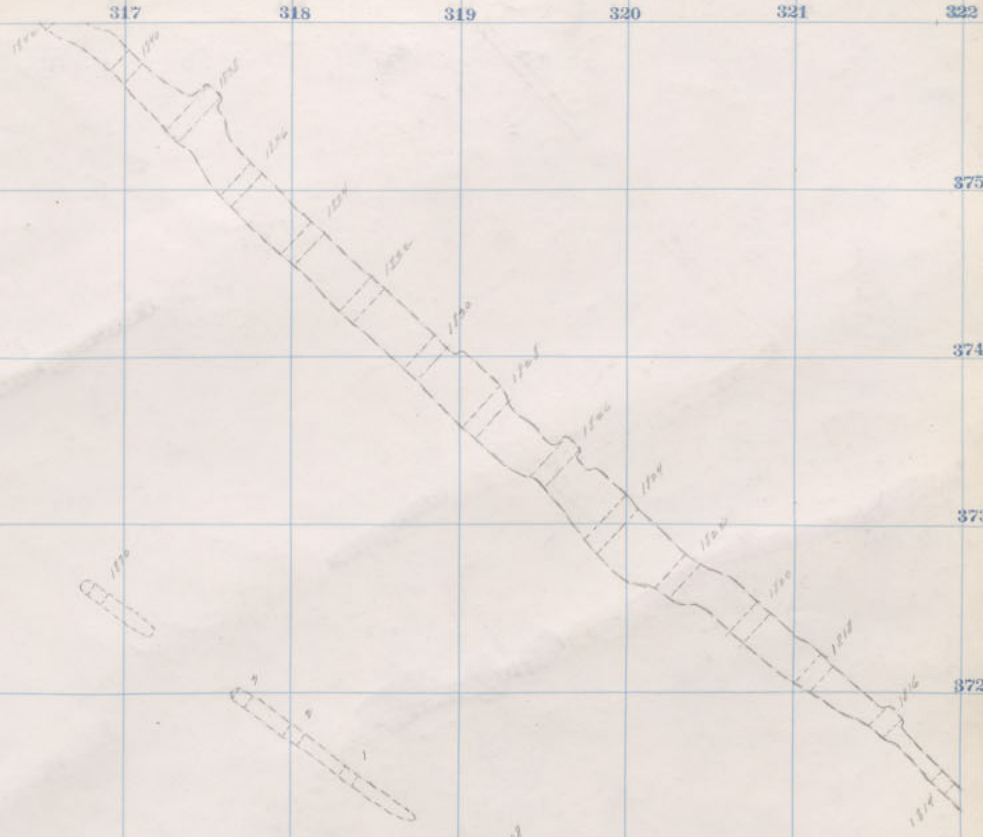



R
29
4

Corra Diamond 1500 1800-7 1st Fl.

311 312 313 314 315 316 317 318 319 320 321 322


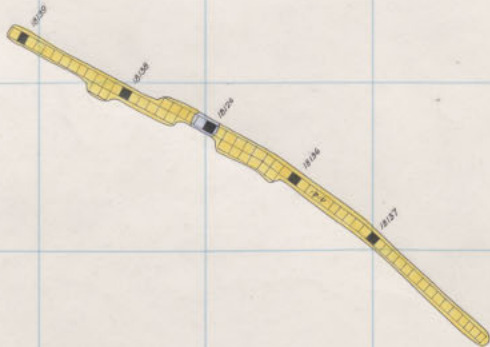

375
374
373
372
371
370
369
368



Diamond 1800 7th Floor

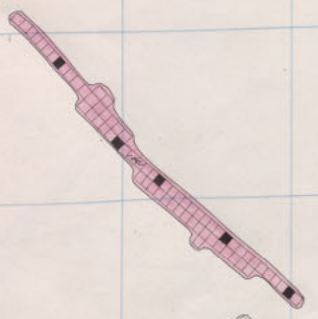
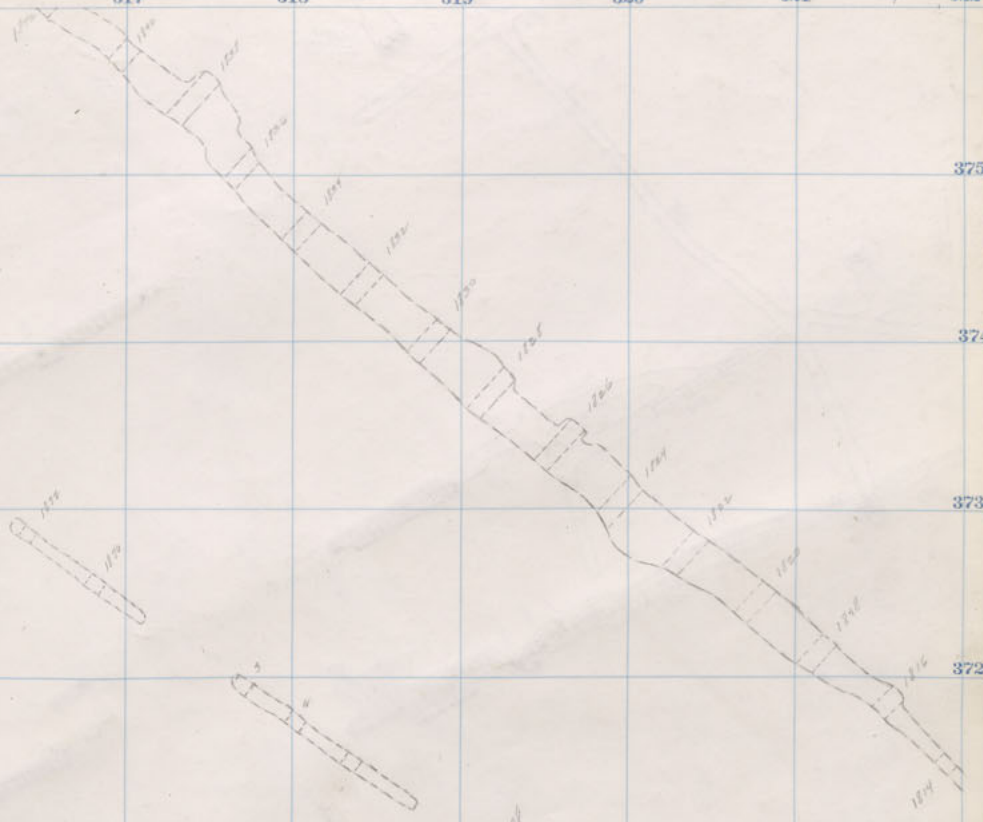
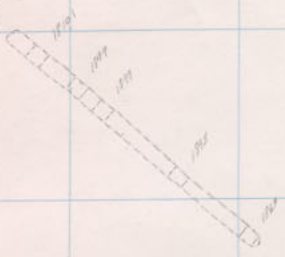
CORRA
1500

R
29
4



311 312 313 314 315 316 317 318 319 320 321 322


375
374
373
372
371
370
369
368



Diamond 1800 6th floor

CORRA
1500

Corra Shaft

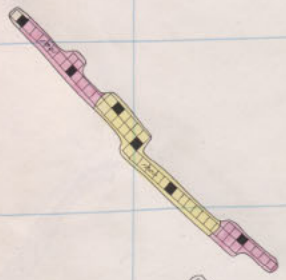

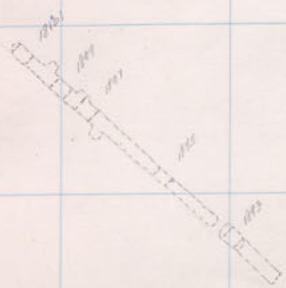



R 29 4

Corra Diamond 1500 Sill 1800-5

311 312 313 314 315 316 317 318 319 320 321 322

375
374
373
372
371
370
369
368



Diamond 1800 5th floor

CORRA
1500


Corra Shaft

1803

R
29
4

CORRA
1500

Corra Diamond 1600 27th & 28th Fls.
1800-4



1803
1802
1801
1800
1804
1805
1806
1807
1808
1809
1810
1811
1812
1813
1814
1815
1816
1817
1818
1819
1820
1821
1822
1823
1824
1825
1826
1827
1828
1829
1830
1831
1832
1833
1834
1835
1836
1837
1838
1839
1840
1841
1842
1843
1844
1845
1846
1847
1848
1849
1850
1851
1852
1853
1854
1855
1856
1857
1858
1859
1860
1861
1862
1863
1864
1865
1866
1867
1868
1869
1870
1871
1872
1873
1874
1875
1876
1877
1878
1879
1880
1881
1882
1883
1884
1885
1886
1887
1888
1889
1890
1891
1892
1893
1894
1895
1896
1897
1898
1899
1900

311 312 313 314 315 316 317 318 319 320 321 322

375

18

374

373


372

371

370

369

368




Diamond 1800 4th Floor

Corra Shaft

R
29
4

CORRA
1500

Corra Diamond 1600 1800-3 26th Fl.



311 312 313 314 315 316 317 318 319 320 321 322

375

374

373

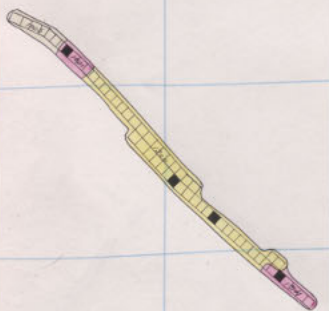
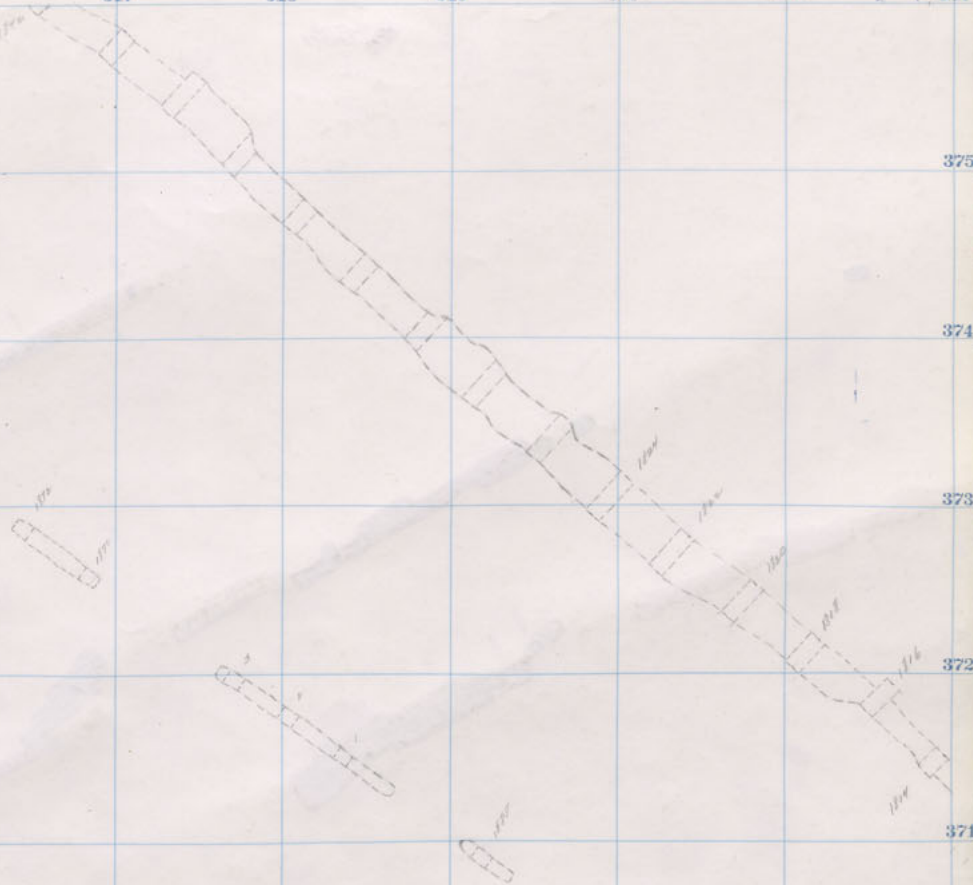
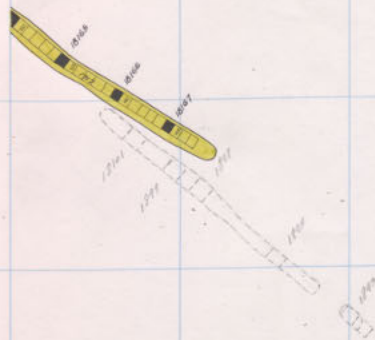
372

371

370

369

368




Diamond 1800 3rd Floor

Corra Shaft

R
29
4

CORRA
1500

Corra 1600 25th Fl
Diamond 1800 - 2



311 312 313 314 315 316 317 318 319 320 321 322

375

374

373

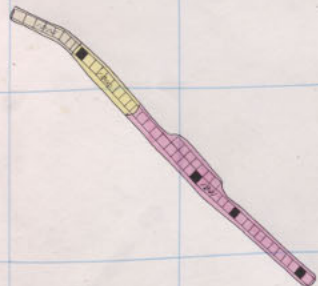
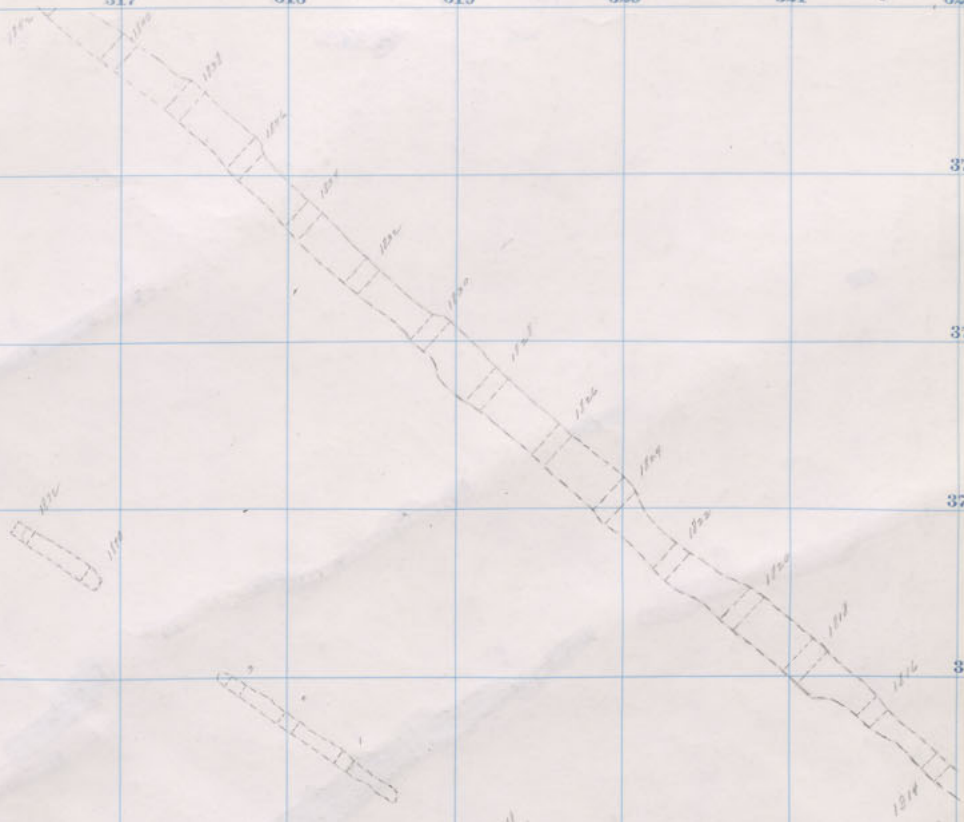
372

371

370


369

368



Diamond 1800 2nd Floor

Corra Shaft



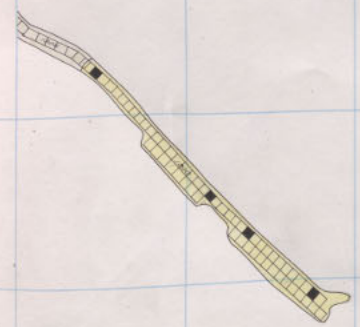
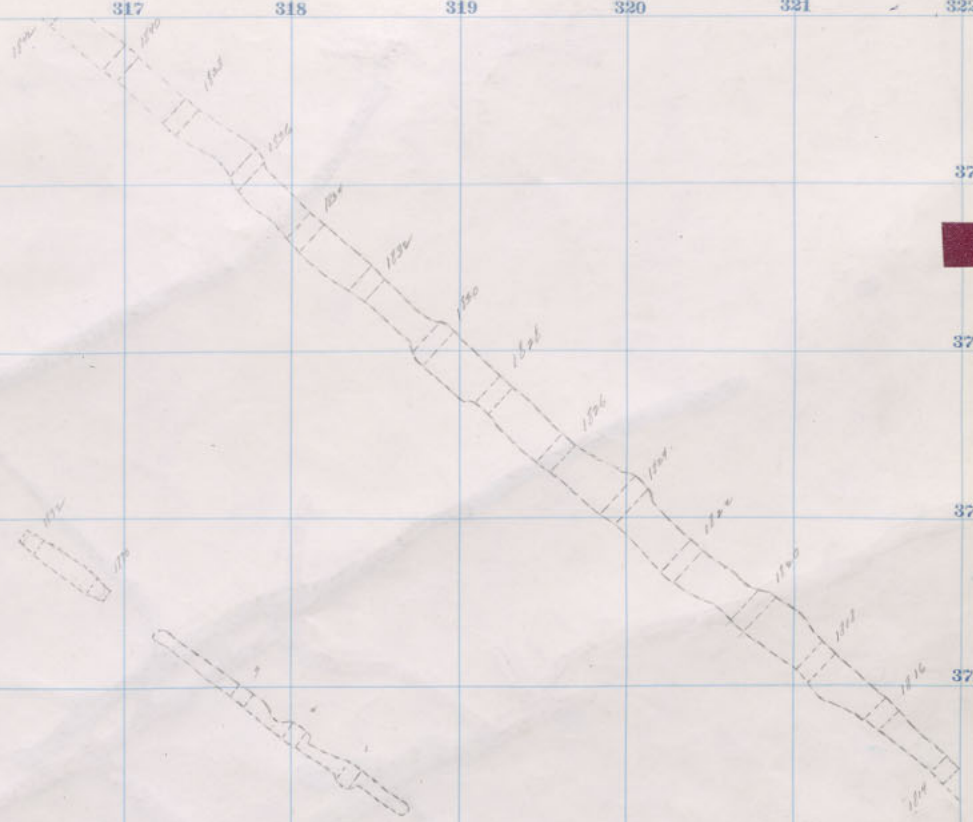
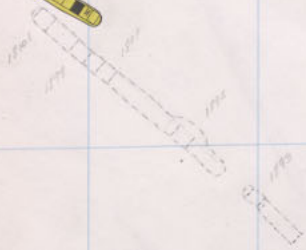
R
29
4

CORRA
1500

Corra Diamond 1600 24th Fl.
1800-1

311 312 313 314 315 316 317 318 319 320 321 322

375
374
373
372
371
370
369
368



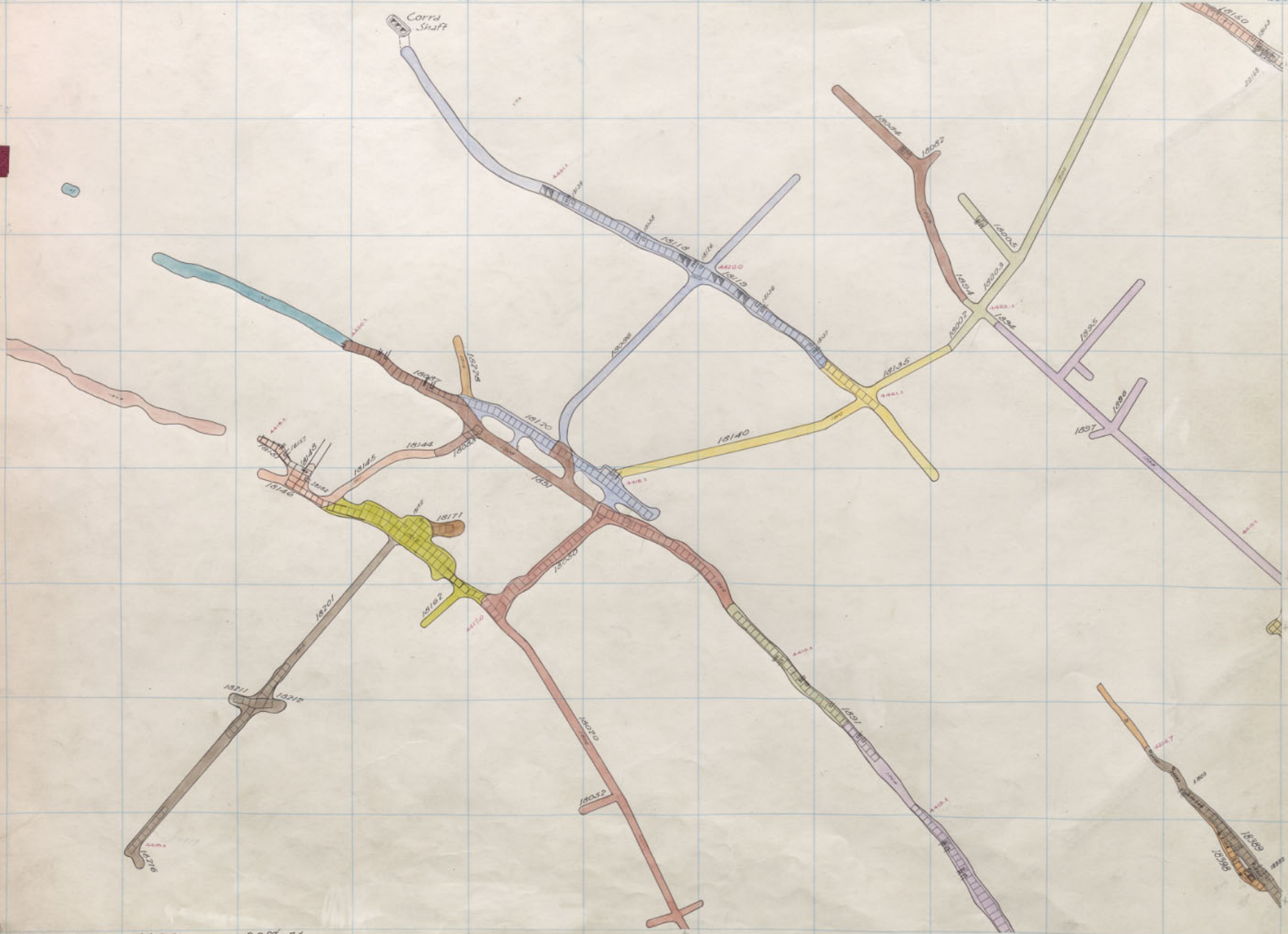
Diamond 1800 1st Floor
Spec

18

20

12

Corra Shaft

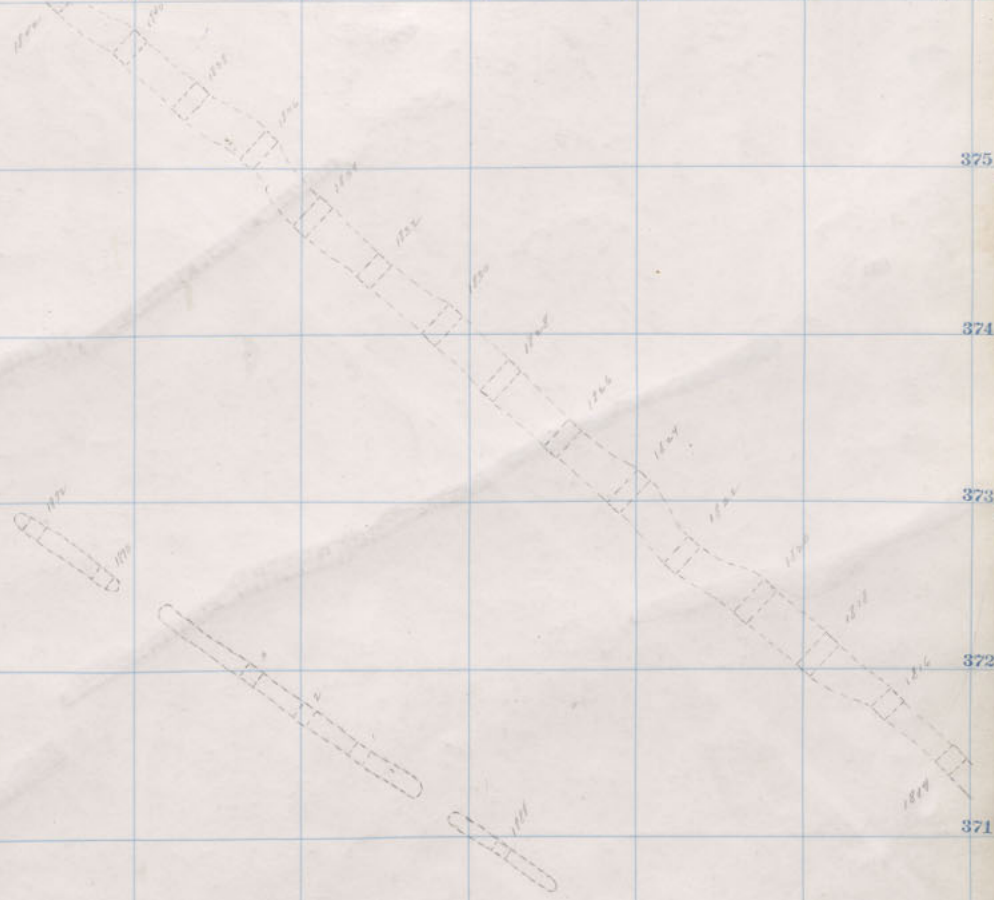
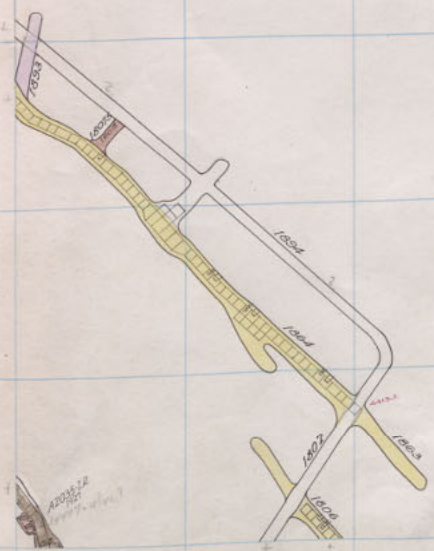
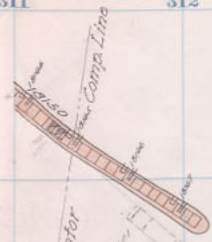


R
29
4

CORRA
1500

Corra Diamond 1600 23rd Fl
1800 - Sill

311 312 313 314 315 316 317 318 319 320 321 322



375
374
373
372
371
370
369
368


Diamond 1800 Sill. 4410
304

Corra Shaft

2 1/2' Shaft

R
29
4


CORRA
1500



Corra 1600 22nd Fl.
 Diamond 2000 -25

311 312 313 314 315 316 317 318 319 320 321 322

375
374
373
372
371
370
369
368



Diamond 2000 25th Floor.
Spec. 117 - 1800 - 4404 =


Corra Shaft

Corra Shaft

R
29
4

CORRA
1500

Corra Diamond 1600 2000-24 21st Fl.



311 312 313 314 315 316 317 318 319 320 321 322

375

374

373

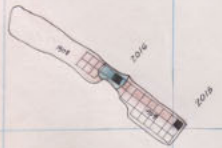
372

371

370

369

368

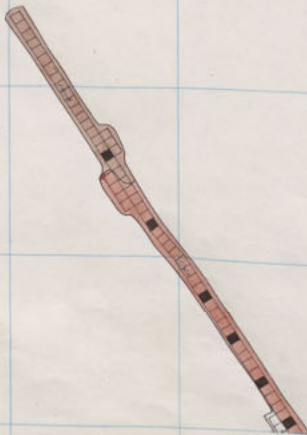
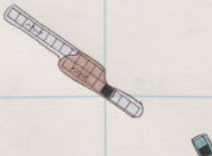
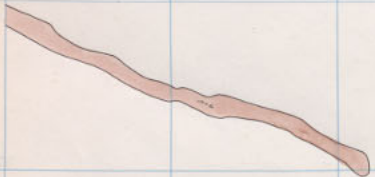
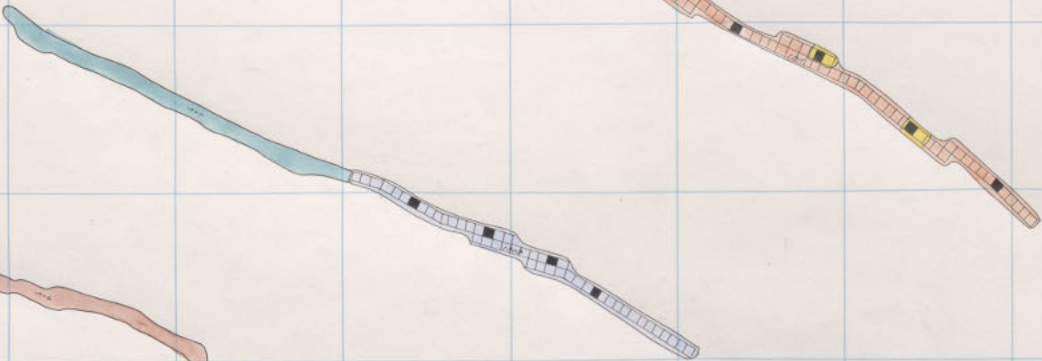


10025-14

Diamond 2000 24th Floor

Handwritten notes and markings on the right edge of the page, including a red tab and some illegible text.

Corra Shaft



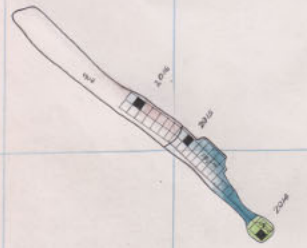
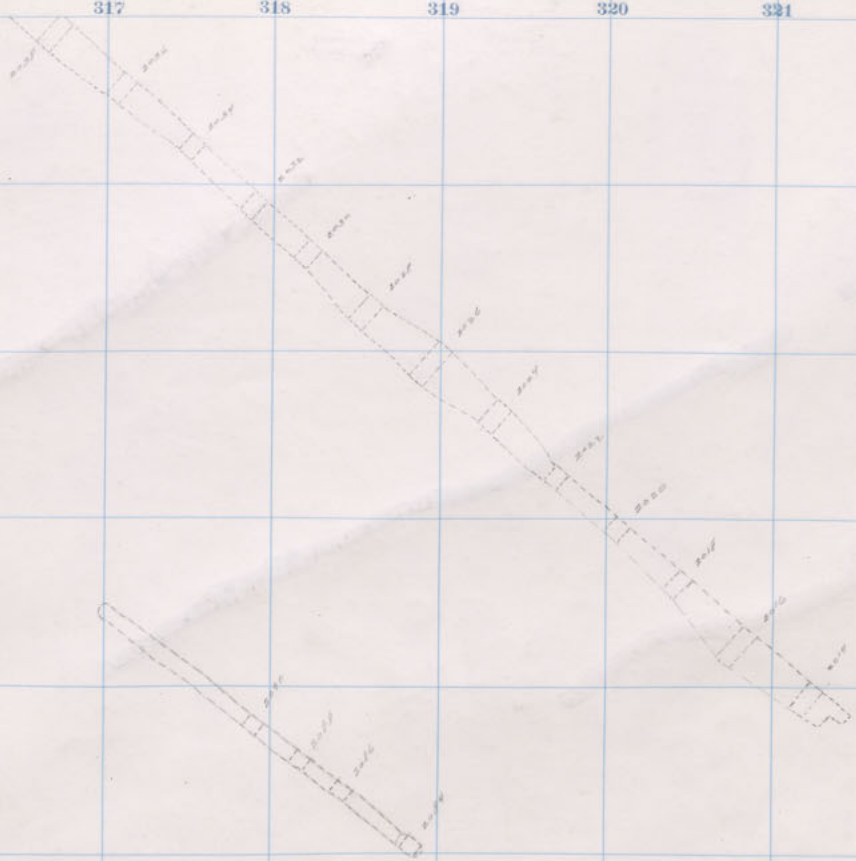
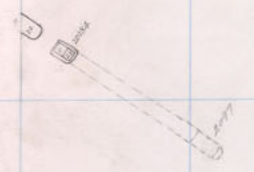
R
29
4

CORRA
1500

Corra 1600 20th Fl.
Diamond 2000-23

311 312 313 314 315 316 317 318 319 320 321 322

375
374
373
372
371
370
369
368



A2097A


Corra Shaft



18

R
29
4

CORRA
1500



Corra Diamond 1600 2000-22 19th Fl.

311 312 313 314 315 316 317 318 319 320 321 322

375

374

373

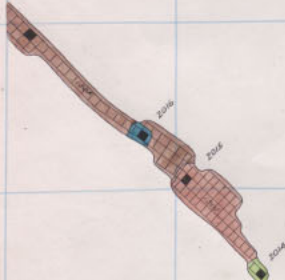
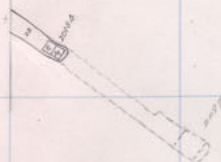
372

371


370

369

368

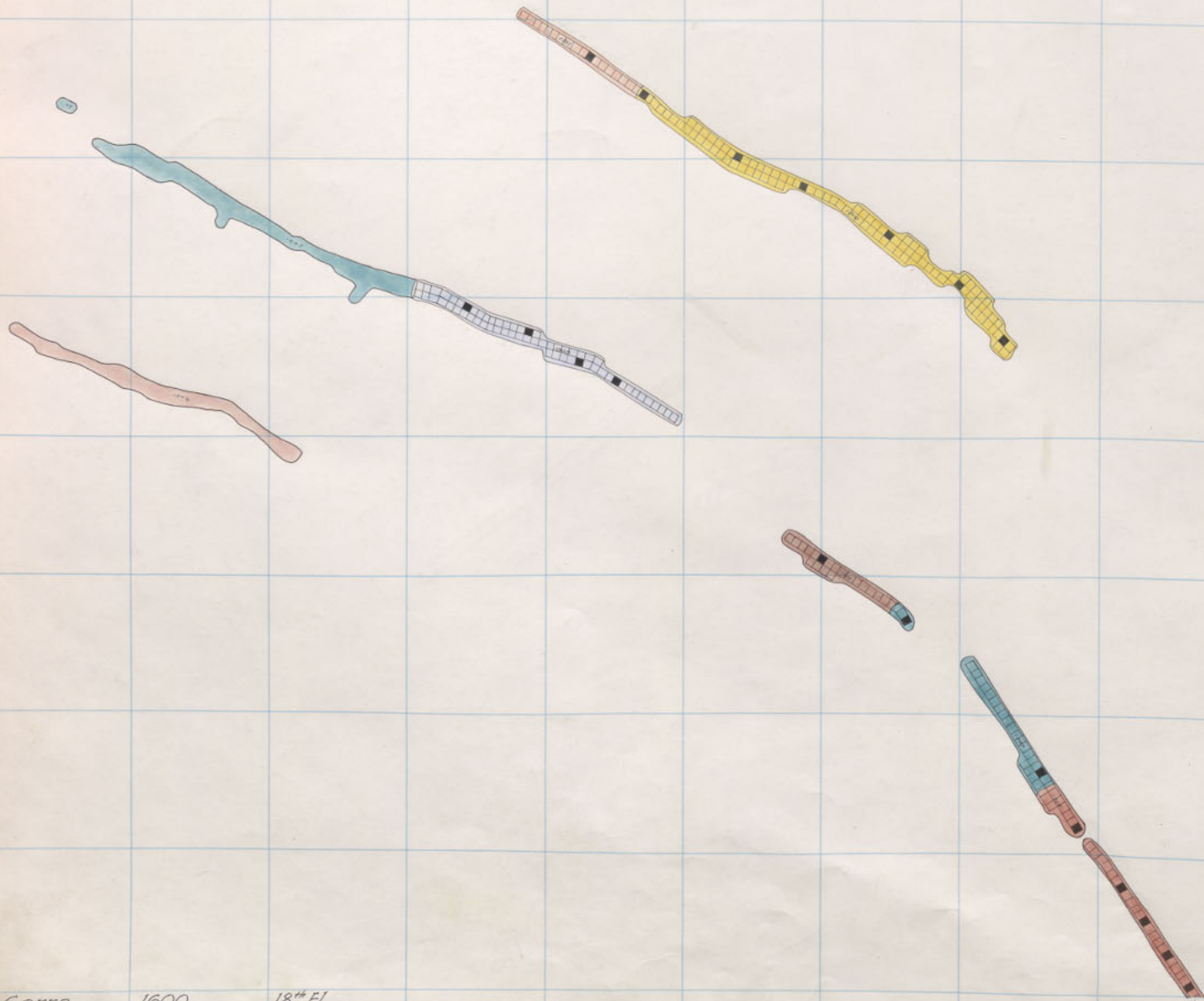


APPROXIMATE
ZONAL BOUNDARY



Diamond 2000 22nd floor

Corra Shaft



RR
42

CORRA
1500

Corra Diamond 1600 2000-21 18" Fl

311 312 313 314 315 316 317 318 319 320 321 322

375

374

373

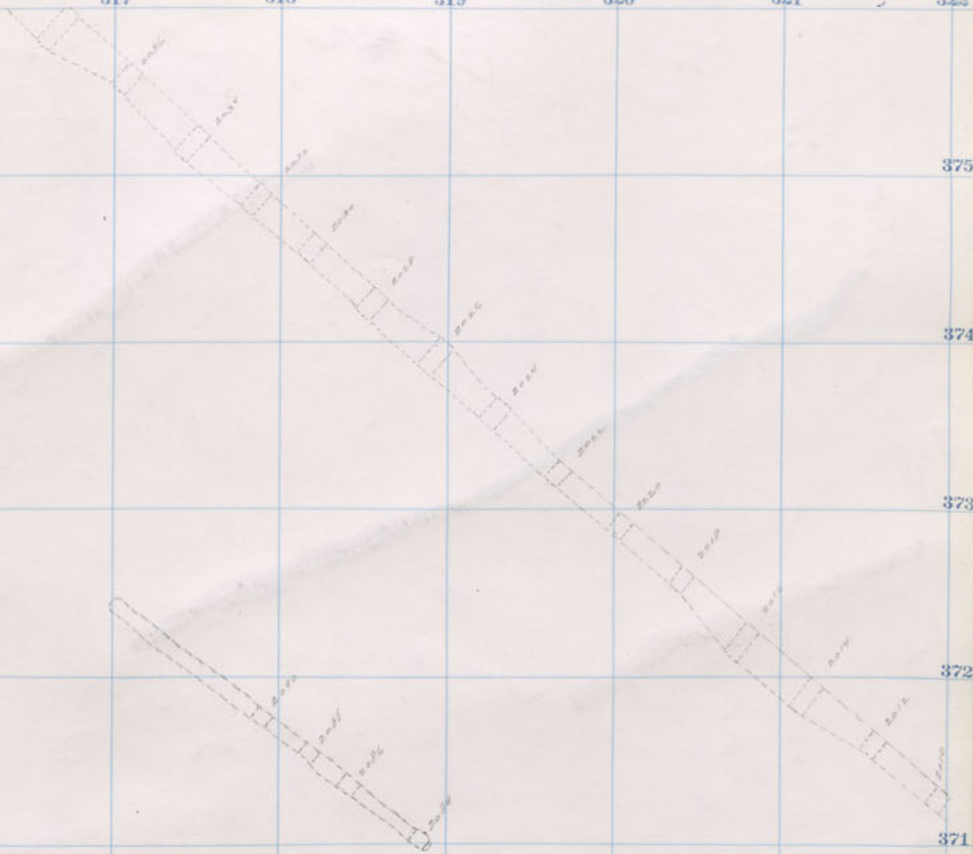
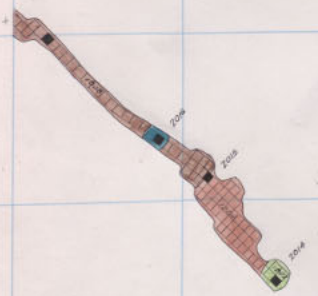
372

371

370

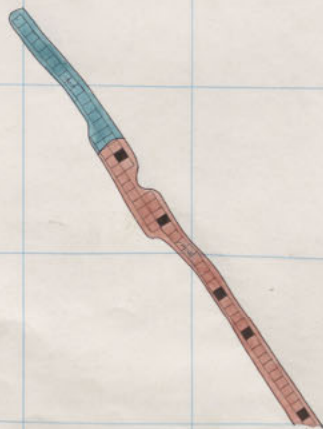

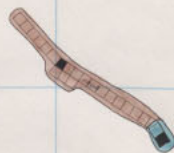

369

368



Diamond 2000 21st floor

Corra Shaft

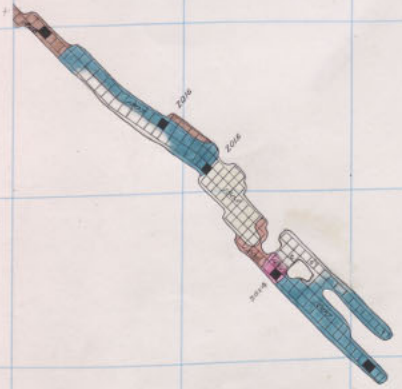



R
2
4

CORRA
1500

Corra Diamond 1600 2000-20 17" H.

311 312 313 314 315 316 317 318 319 320 321 322



375

374

373

372

371

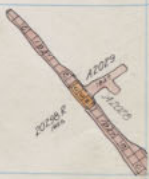
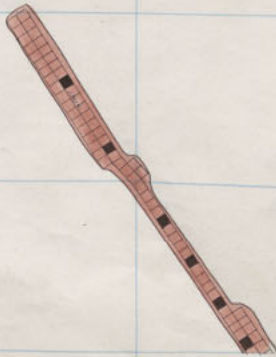
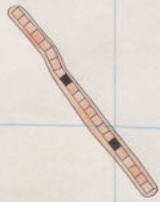
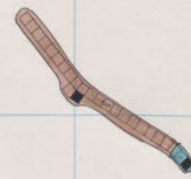
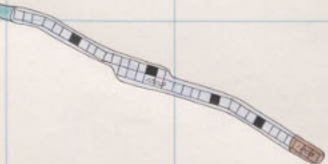
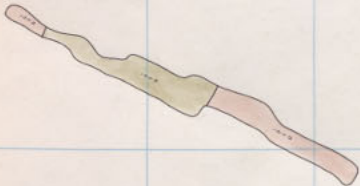

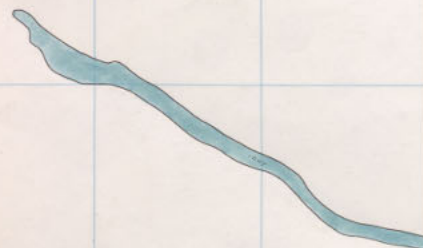
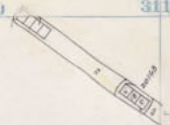
370

369

368

Diamond 2000 20th Floor

Corra Shaft



R
2
4

CORRA
1500

Corra Diamond 1600 2000-19 16th Fl.

311 312 313 314 315 316 317 318 319 320 321 322

375

374

373

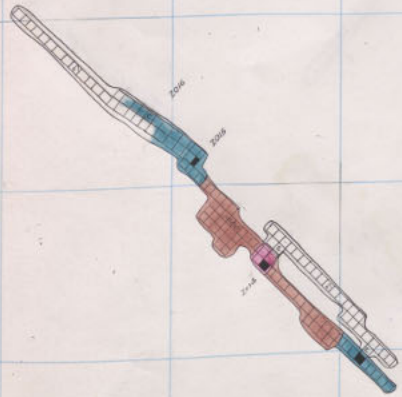

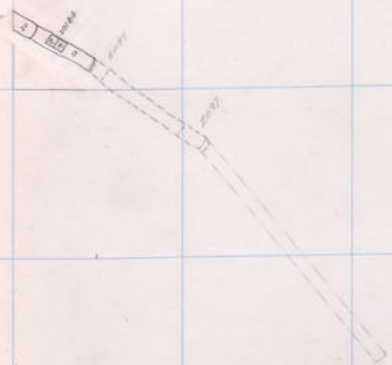
372

371

370

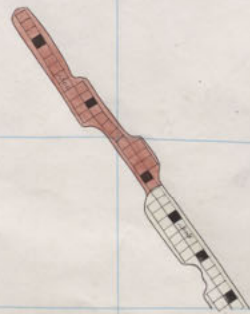
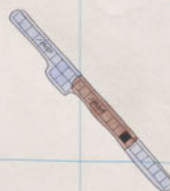
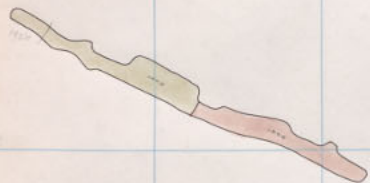


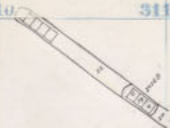
369

368



Diamond 2000 13th Floor

Corra Shaft



R
2
4

CORRA
1500

Corra Diamond 1600 2000-18

15th Fl

311 312 313 314 315 316 317 318 319 320 321 322

375

374

373

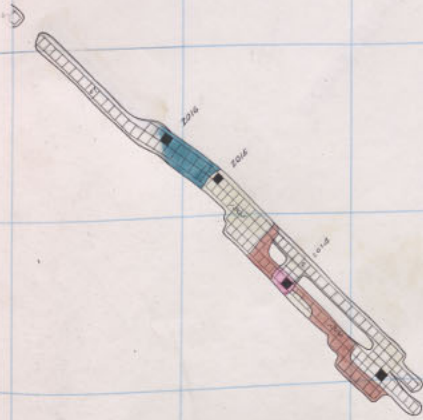
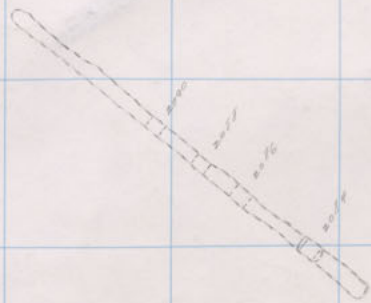

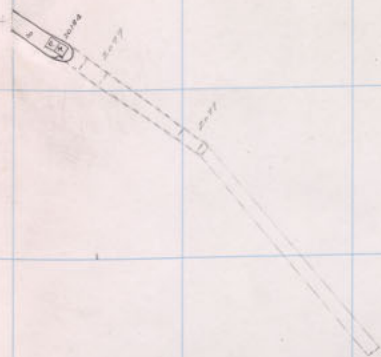
372

371

370

369

368




Diamond 2000 18th Floor

Corra Shaft



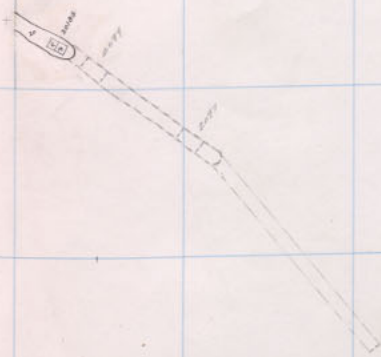
R
29
4

CORRA
1500



Corra 1600
Diamond 2000-17 14th Fl.

311 312 313 314 315 316 317 318 319 320 321 322



375
374
373
372
371
370
369
368

Corra Shaft


Corra

2000-16

R
29
4

CORRA
1500

Corra Diamond 1600 2000-16 13th Fl



311 312 313 314 315 316 317 318 319 320 321 322

375

374

373

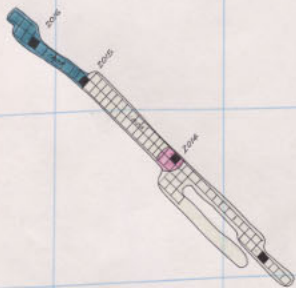


372

371

370

369

368



Diamond 2000 16th Floor

311 312 313 314 315 316 317 318 319 320 321 322

375

374

373

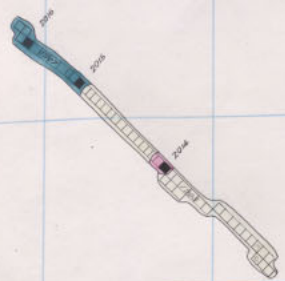

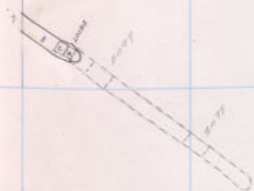
372

371

370

369

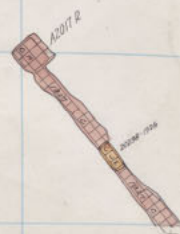


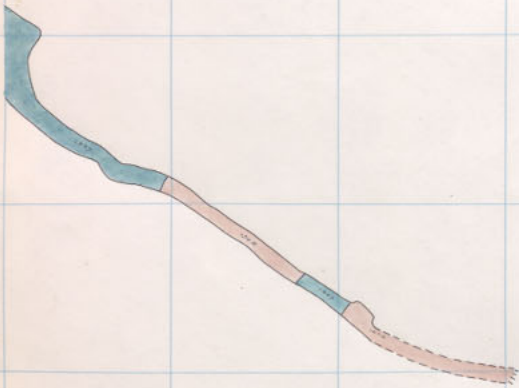

368



Diamond 2000 15th Floor

Corra Shaft

2047



R
2
4

CORRA
1500

Corra 1600
Diamond 2000-14 11th Fl.

311 312 313 314 315 316 317 318 319 320 321 322

375

374

373

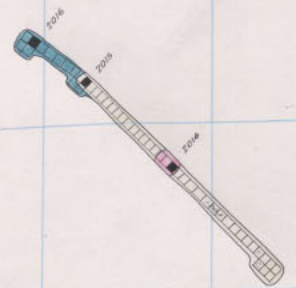

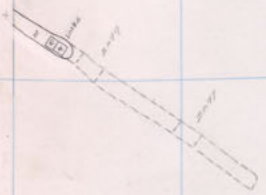
372

371

370

369

368



Diamond 2000 14th floor

311 312 313 314 315 316 317 318 319 320 321 322

375

374

373

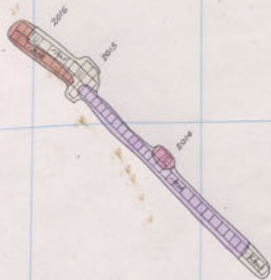

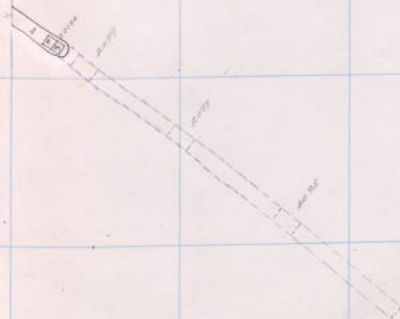
372

371


370

369

368



Diamond 2000 13th Floor



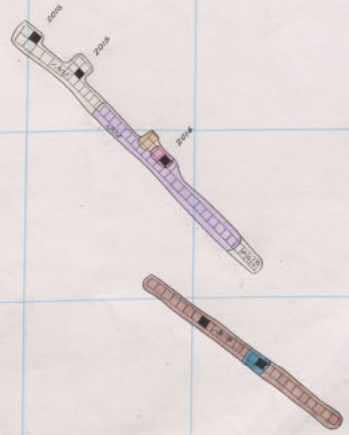

R
2
4

CORRA
1500

Corra 1600 9th Fl
Diamond 2000-12

311 312 313 314 315 316 317 318 319 320 321 322

375
374
373
372
371
370
369
368



Diamond 2000 12th Floor

20
12

300 301 302 303 304 305 306 307 308 309 310 311

Corra
Sheet


Sheet

A2071R

R
29
4

CORRA
1500

Corra 1600 8th Fl.
Diamond 2000-11



311 312 313 314 315 316 317 318 319 320 321 322

375

374

373


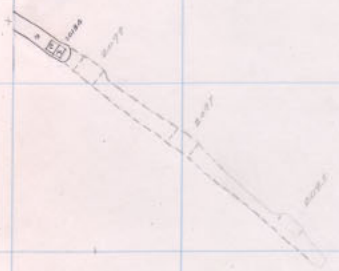
372

371

370

369

368



Corra Shaft

1047

A1207R


A1207


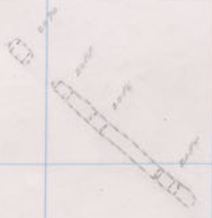
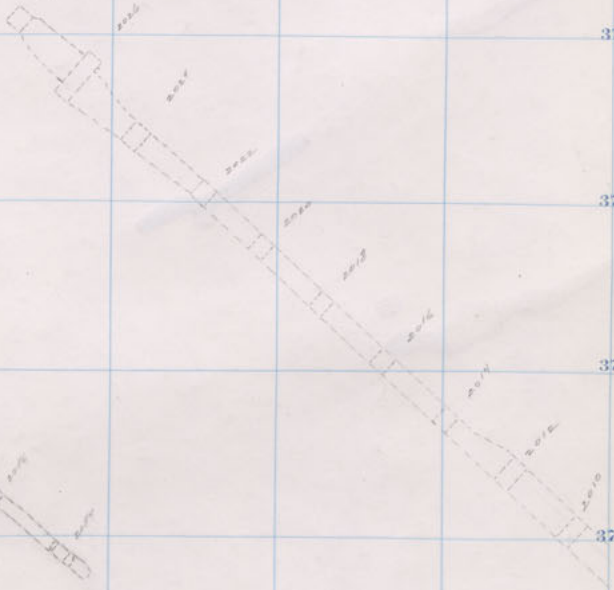
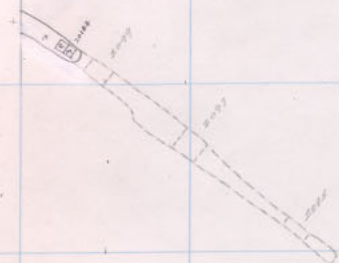
Corra 1600
Diamond 2000-10

7th Fl.

R
2
4

CORRA
1500





375

374

373

372

371


370

369

368

Diamond 2000 10th Floor

Corra Shaft


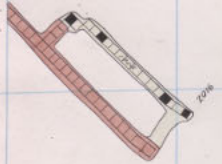



R
2
4

CORRA
1500

Corra 1600
Diamond 2000-9


6th Fl.



Diamond 2000 3rd Floor

D
20
16

Corra Shaft



R
2
4

CORRA
1500

Corra 1600 5th Fl.
Diamond 2000-8

311 312 313 314 315 316 317 318 319 320 321 322

375

374

373


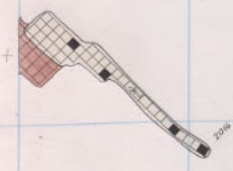
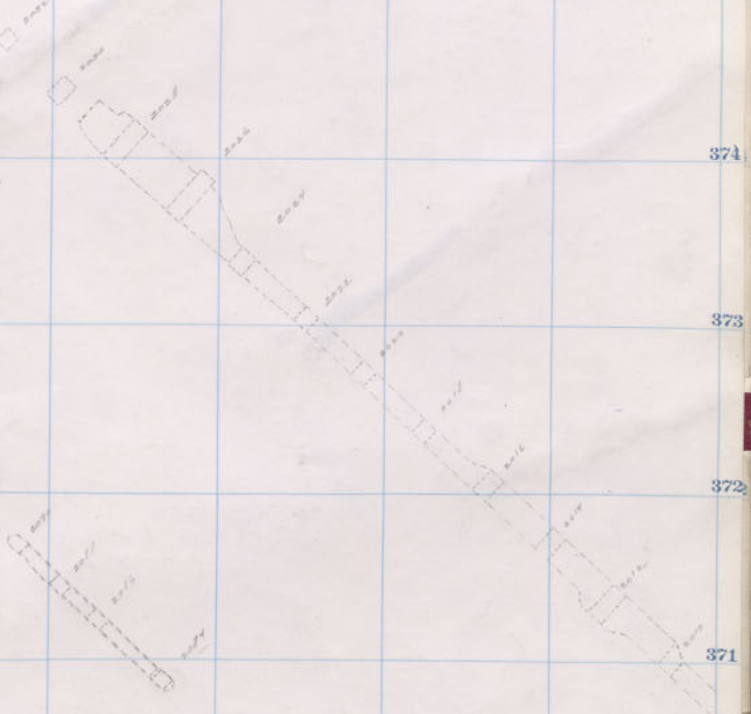
372

371

370

369

368




Diamond 2000 8th Floor

Copy 1/10/05

300 301 302 303 304 305 306 307 308 309 310 311

Corra Shaft



R
2
4

CORRA
1500

Corra 1600 4th Fl.
Diamond 2000-7

311 312 313 314 315 316 317 318 319 320 321 322

375

374

373

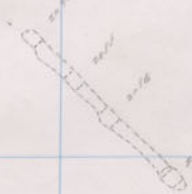


372

371

370

369


368



Diamond 2000 7th Floor

1/20/00

300 301 302 303 304 305 306 307 308 309 310 311



Corra Shaft

R
2
4

CORRA
1500

Corra 1600
Diamond 2000-6 3rd Fl

2007R

2008-2011

311 312 313 314 315 316 317 318 319 320 321 322

375

374

373

372

371

370


369

368



Diamond 2000 6th Floor.
Case 1600-3

Corra Shaft



Corra 1600 1st & 2nd Fl.
Diamond 2000-5


R 14

CORRA 1500

A-2012
A-2012
A-2012

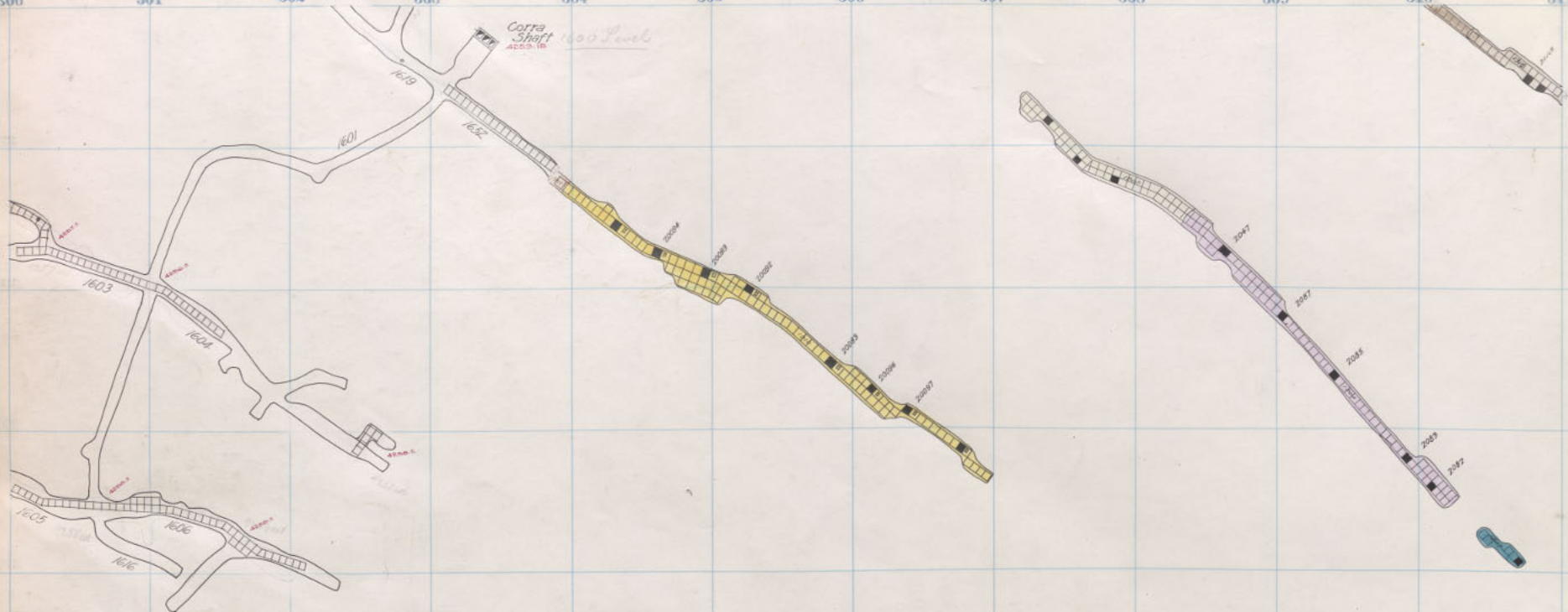
311 312 313 314 315 316 317 318 319 320 321 322

375
374
373
372
371
370
369
368



Diamond 2000 5th Floor

Corra Shaft
ASCS-16
1600 Level



R
A
S

CORRA

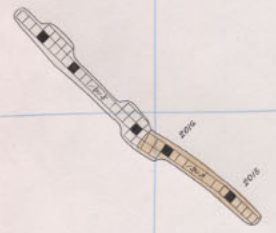

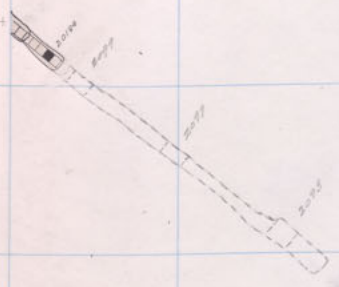
ASCS-16

Corra 1600 Sill
Diamond 2000-4

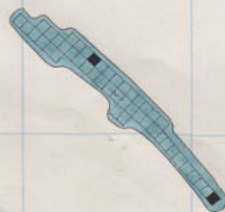
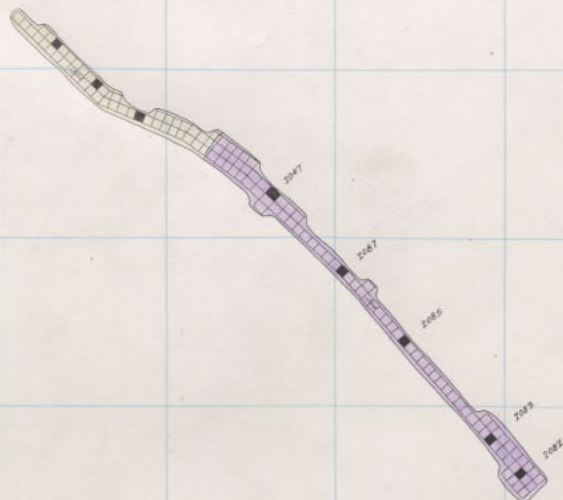
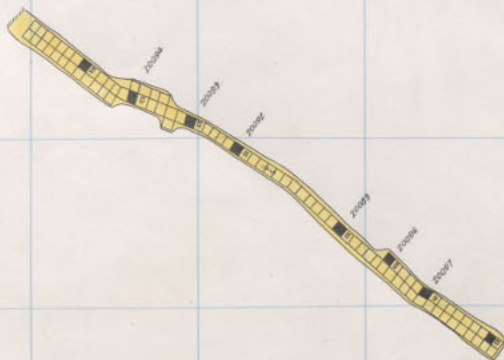
ASCS-16
2000-4

311 312 313 314 315 316 317 318 319 320 321 322

375
374
373
372
371
370
369
368



Corra
Sheet



Corra
Sheet



R
29
4

CORRA

Corra
Sheet
16

311 312 313 314 315 316 317 318 319 320 321 322

375

374

373

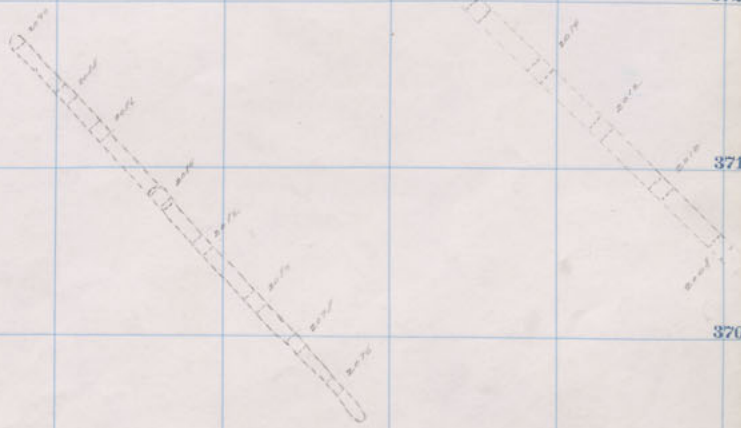
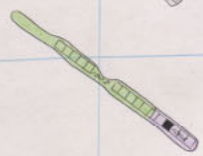

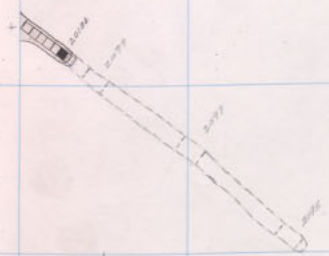
372

371

370

369

368

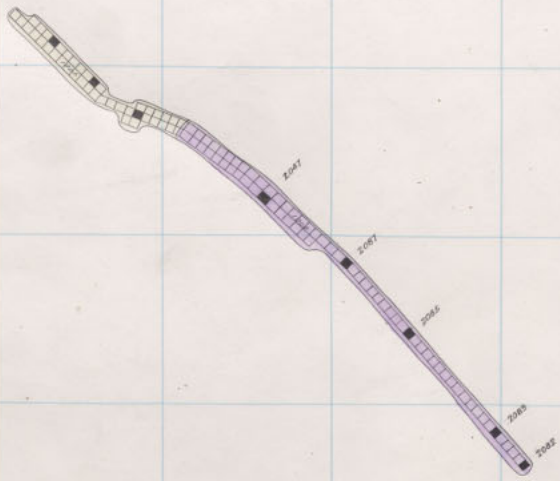
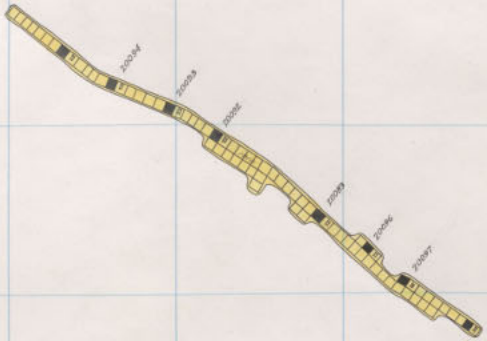
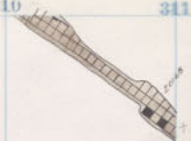


Diamond 2000 3rd floor

300 301 302 303 304 305 306 307 308 309 310 311



Corra Shaft



CORRA



R
2
4

CORRA

311 312 313 314 315 316 317 318 319 320 321 322

375

374

373


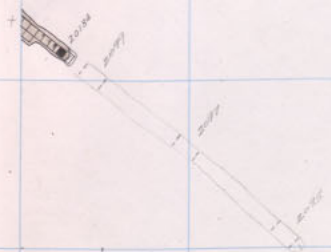
372

371

370

369

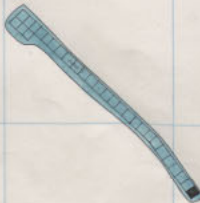
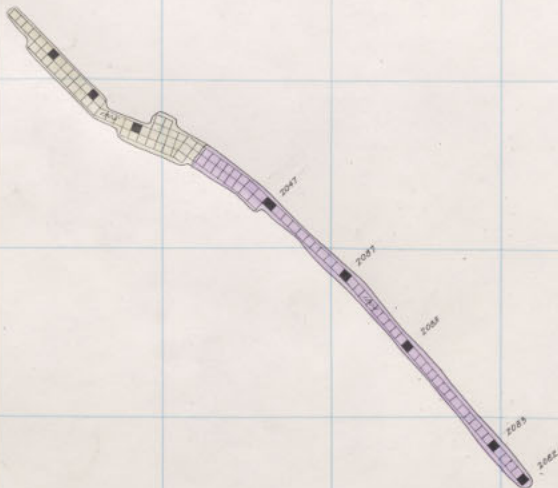
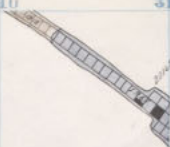
368



Diamond 2000 2nd floor



Corra shaft



R
29
4

CORRA

16

311 312 313 314 315 316 317 318 319 320 321 322

375

374

373


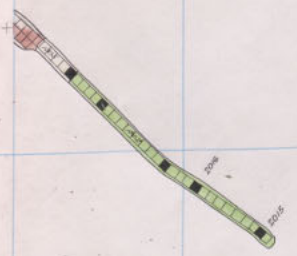
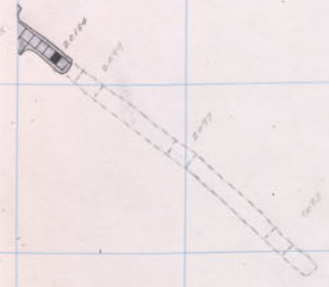
372

371

370


369

368



Diamond 2000 1st Floor

300 301 302 303 304 305 306 307 308 309 310 311



Corra Staff

Diamond 2000 Sill

R
E
G
I
O
N


CORRA

Corra Sheff

2000

2000

2000



R
29
4

CORRA

CORRA
16

311 312 313 314 315 316 317 318 319 320 321 322

375

374

373

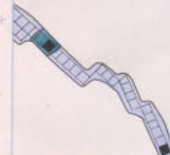

372

371

370


369

368



R
20
4

Corra Shaft



R
29
4

CORRA
CORRA
16

311 312 313 314 315 316 317 318 319 320 321 322

375

374

373


372

371

370

369


368



Diamond 2200 24th floor
2400 24

R
20
4

Corra Shaft



R
29
4

30

CORRA

Case 16

311 312 313 314 315 316 317 318 319 320 321 322

375

374

373

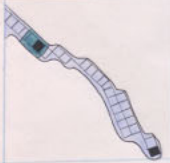
372

371

370

369


368



Diamond 2200 23rd floor.
5000 2200 24

R
20
4

Corra Shaft



R
29
4

CORRA
16

311 312 313 314 315 316 317 318 319 320 321 322

375

374

373

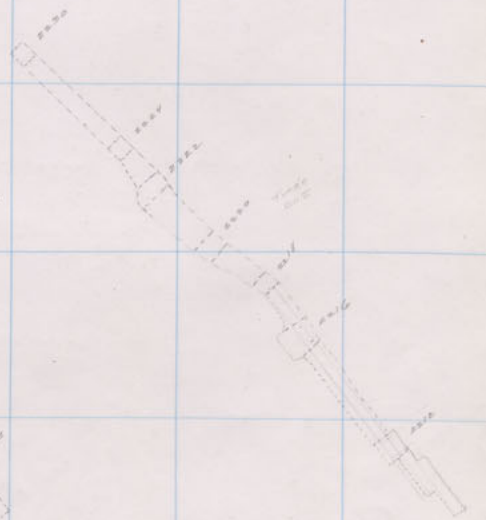
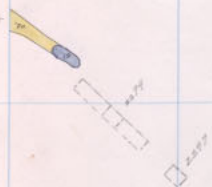
372

371

370

369

368




Diamond 2200 22nd Floor
 2200 22nd Floor

R
 20
 4

300 301 302 303 304 305 306 307 308 309 310 311

Corra Shaft



R
29
4

CORRA
CORRA
16

311 312 313 314 315 316 317 318 319 320 321 322

375

374

373

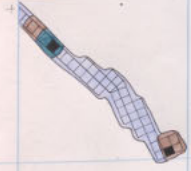
372

371

370

369


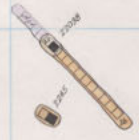
368



Diamond 2200 21st Floor

R
20
4

Corra Shaft



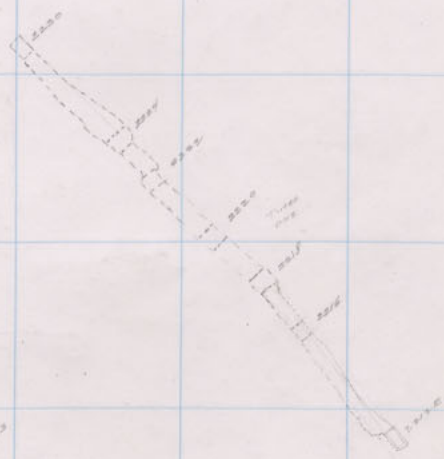

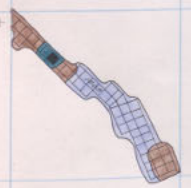
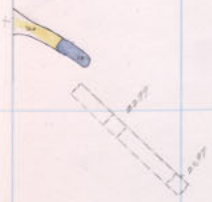
R
29
4

CORRA
CORRA
16

311 312 313 314 315 316 317 318 319 320 321 322


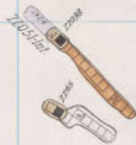
375
374
373
372
371
370
369
368

R
20
4



Diamond 2200 20th Floor

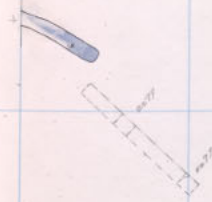
Corra
Staff



R
29
4

CORRA
CORRA
16

311 312 313 314 315 316 317 318 319 320 321 322



375

374

373

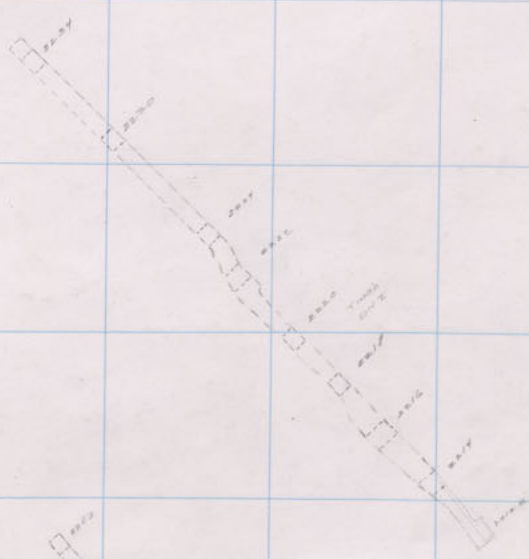
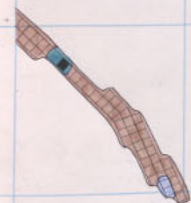
372

371

370

369

368




Diamond 2200 19th Floor

R
20
4

300 301 302 303 304 305 306 307 308 309 310 311

Corra Shaft



R
29
4

CORRA
16

Corra 1700-4
Diamond 2200-18

311 312 313 314 315 316 317 318 319 320 321 322

375

374

373

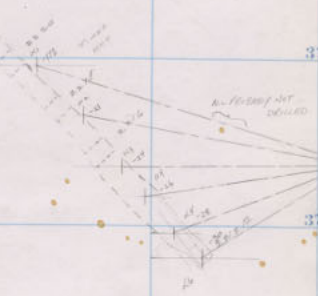

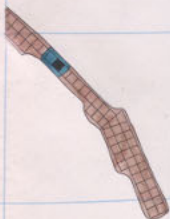

372

371

370

369

368


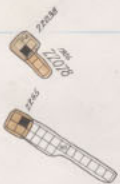


Diamond 2200 18th Floor

R
2
4



Corra Shaft



R
29
4

CORRA

16

311 312 313 314 315 316 317 318 319 320 321 322

375

374

373

372

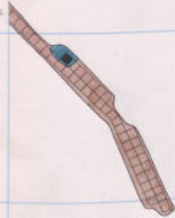

371

370

369

368


R
2
4



Diamond 2200 17th Floor



Corra Shaft



R
29
4

CORRA

1000
16

311 312 313 314 315 316 317 318 319 320 321 322

375

374

373

372


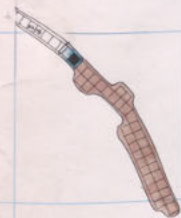
371

370

369

368

R
2
4


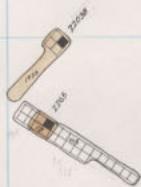


Diamond 2200 16th Floor

300 301 302 303 304 305 306 307 308 309 310 311



Corra Shaft



R
29
4

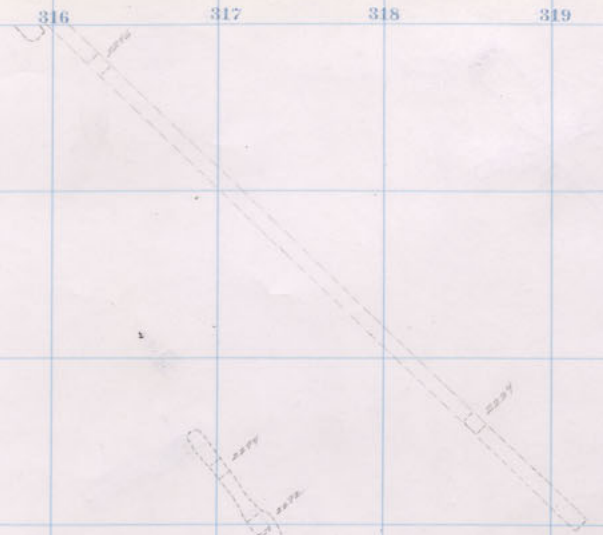
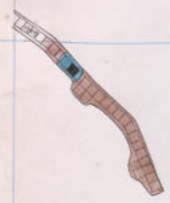
CORRA

16

311 312 313 314 315 316 317 318 319 320 321 322


375
374
373
372
371
370
369
368

R
2
4



Diamond 2200 15th Floor
17

300 301 302 303 304 305 306 307 308 309 310 311



Corra 1700 Sill
Diamond 2200-14

311 312 313 314 315 316 317 318 319 320 321 322

375

374

373

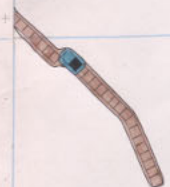
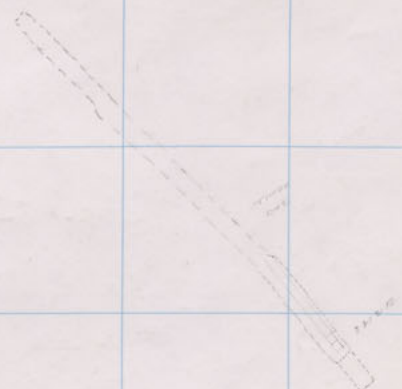
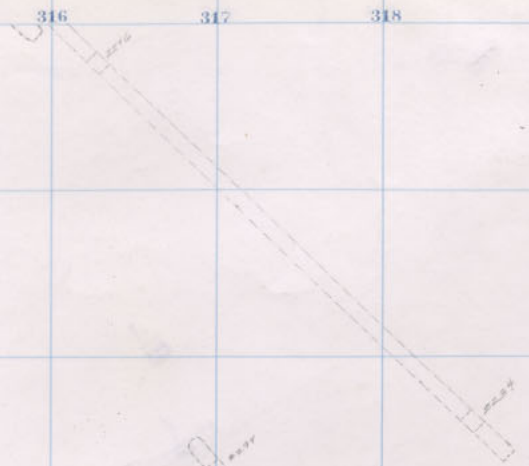
372

371

370

369

368


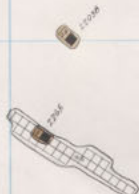


Diamond 2200 14th Floor

R
2
4

CORRA
SHAFT

CORRA



R
29
4

CORRA
CORRA
16

311 312 313 314 315 316 317 318 319 320 321 322

375

374

373

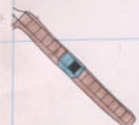
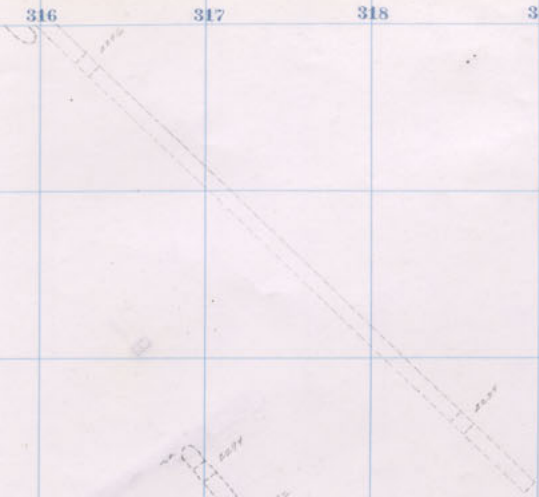
372

371

370

369


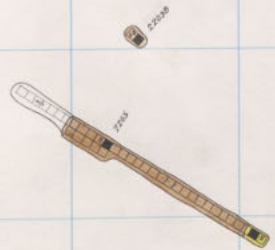
368



Diamond 2200 13th Floor

R
2
4

R
29
4
CORRA
16



311 312 313 314 315 316 317 318 319 320 321 322

375

374

373

372

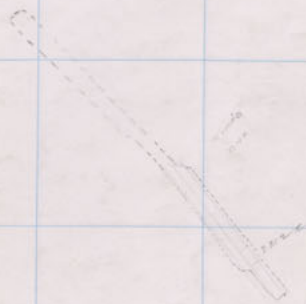
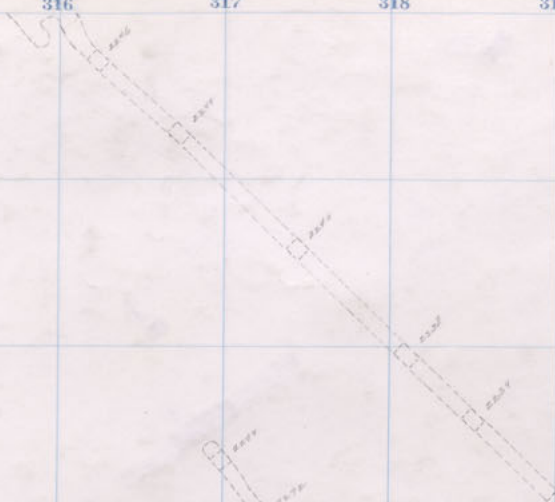
371

370

369

368

R
2
1
4



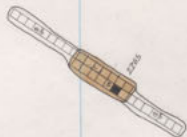
Diamond 2200 12th Floor

CORRA SHAFT

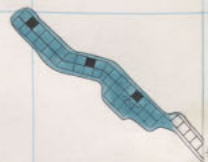
300000



270000



270



R
29
4

CORRA
Case
16

311 312 313 314 315 316 317 318 319 320 321 322

375

374

373

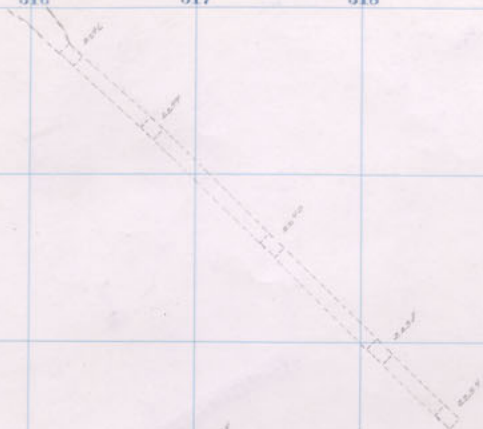
372

371

370

369

368



Diamond
SPECIAL

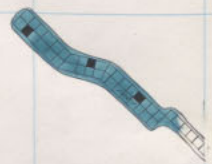
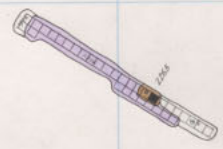
2200
2200

11th Floor

R
2
4



CORRA SHAFT



R
29
4

CORRA
CORRA
16

311 312 313 314 315 316 317 318 319 320 321 322

375

374

373

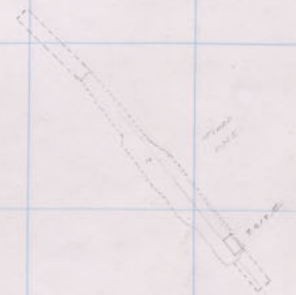
372

371

370

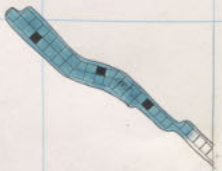
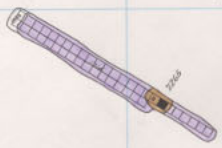
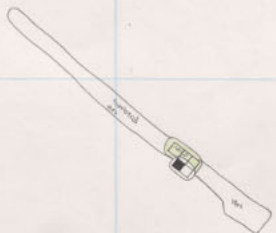
369

368



Diamond 2200 10th Floor
SPECULATED 2200 12th L

R
2
1
4



R
29
4

CORRA
CORRA
16

311 312 313 314 315 316 317 318 319 320 321 322

375

374

373

372

371

370

369

368

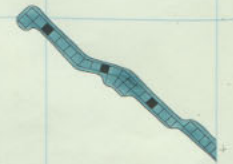
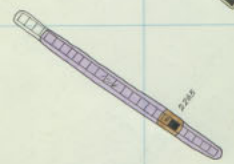


Diamond Spectacles

2200 2200

3rd Floor 11th

R
2
1
4



R
2
3
4

10

311 312 313 314 315 316 317 318 319 320 321 322

375

374

373

372


371

370

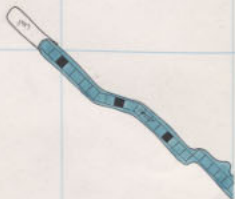
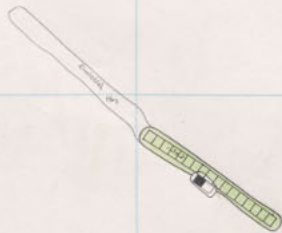
369

368

R
20
21
4



Diamond
SPECIATES
2200
8th Floor



R
29
4

CORRA
CORRA
16

311 312 313 314 315 316 317 318 319 320 321 322

375

374

373

372

371

370

369

368


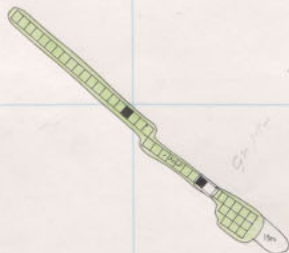


Diamond 2200 7th Floor
SPECIAL 200 9th

R
20
14



CORRA
SHAFT



R
29
4

CORRA
CORRA
16

311 312 313 314 315 316 317 318 319 320 321 322

375

374

373

372

371

370

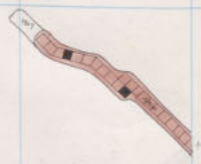
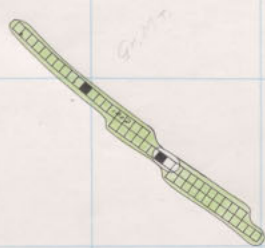
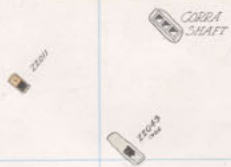
369

368



R
2
1
4

Diamond 2200 6th Floor
Specimens 2200 8th



R
29
4

CORRA
16

311 312 313 314 315 316 317 318 319 320 321 322

375

374

373

372


371

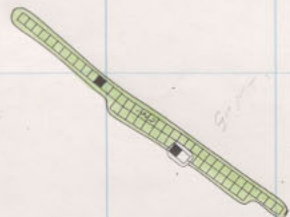
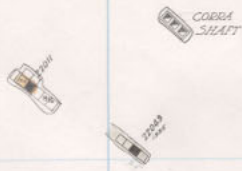
370

369

368

R
2
3
4





R
29
4

CORRA
CORRA
16

311 312 313 314 315 316 317 318 319 320 321 322

375

374

373

372

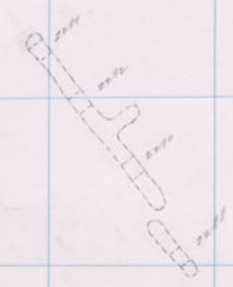
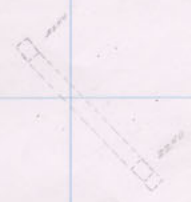
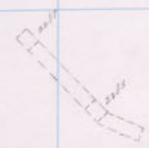
371

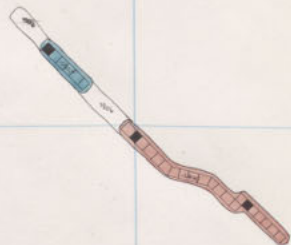
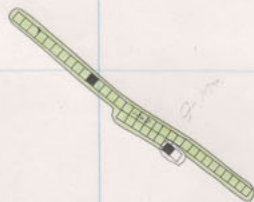
370

369

368

R
20
1
4





R
E
4

CORRA
CORRA
16

311 312 313 314 315 316 317 318 319 320 321 322

375

374

373

372

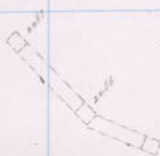
371

370

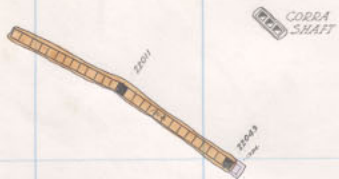
369

368

R
2
3
4



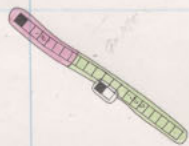
300 301 302 303 304 305 306 307 308 309 310 311



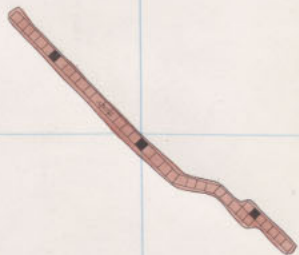
CORRA SHAFT

1800-2

2200-2



2200-2



R
29
4

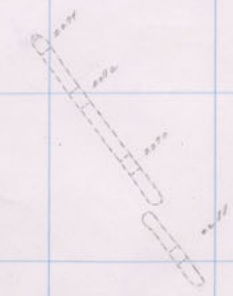
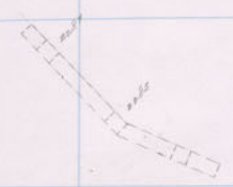
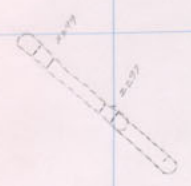
CORRA
10

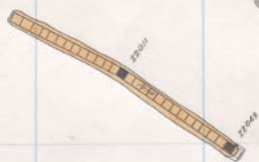
Corra 1800-2
Diamond 2200-2

311 312 313 314 315 316 317 318 319 320 321 322

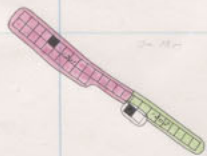
375
374
373
372
371
370
369

R
2
3
4





CORRA
SHAFT



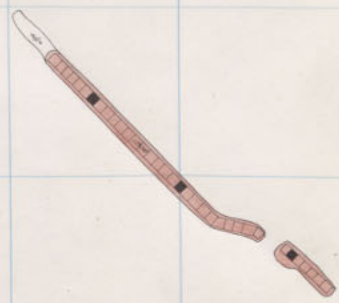
2200



CORRA



2200



2200



R
29
4

CORRA
2200
10

311 312 313 314 315 316 317 318 319 320 321 322

375

374

373

372


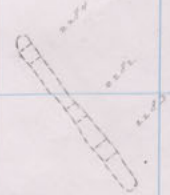

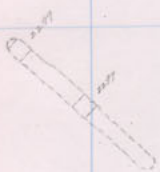
371

370

369

368

R
2
3
4



Diamond 2200 1st floor
Specimen 2200 3rd

300 301 302 303 304 305 306 307 308 309 310 311



R
E
G
I
O
N
A
L

CORRA

2212

Corra Diamond

1800 Sill
2200 "

311 312 313 314 315 316 317 318 319 320 321 322

375

374

373

372


371

370

369

368

Compressa Line
Belt Speculator



Diamond
SPECULATOR
2200
Sill

R
2
5
4

8

18

R
29
4

CORRA

311

312

313

314

315

316

317

318

319

320

321

322

375

374

373

372


371

370

369

368

R
29
4



R
29
4

