

BADGER STATE

7

13

VOL

2

T

29






5

700 EMILY  
Moose 70

4 1000  
# B.O.

BADGER 1000  
BADGER 900  
BADGER 700  
EMILY



43


EMILY  
700  
Please go

1000  
B.O.

BADGER  
1000

BADGER  
900

EMILY  
700



10

EMILY  
700  
Moose 30

1000  
B.O.

BADGER  
1000  
BADGER  
900  
BADGER

700  
EMILY





11 12 13 14 15 16 17 18 19 20 21 22

91

90

89

88

87

86

85

84

10  
EMILY  
700  
Moose 70

1000  
# B.O.

BADGER  
1000

BADGER  
900

BADGER  
100

EMILY  
700



92	1	2	3	4	5	6	7	8	9	10	11
91											
90											
89											
88											
87											
86											
85											
84											

*Moose  
Staff*

1 12 13 14 15 16 17 18 19 20 21 22

8.1  
8.2  
8.3  
8.4  
8.5  
8.6  
8.7  
8.8  
8.9  
9.0

LD  
EMILY  
700  
Moose 20  
1000  
B.O.  
BADGER  
1000  
BADGER  
900  
BADGER  
100  
BADGER  
700  
EMILY

7

8

9

92	1	2	3	4	5	6	7	8	9	10	11
91											
90											
89											
88											
87											
86											
85											
84											

*Moose  
Shall*

11 12 13 14 15 16 17 18 19 20 21 22

91

90

89

88

87

86

85

84

EMILY 700  
Miss 70  
1000  
B.O.  
BADGER 1000  
BADGER 900  
BADGER 100  
EMILY 700

100

100

100

92	1	2	3	4	5	6	7	8	9	10	11
91											
90											
89											
88											
87											
86											
85											
84											

*Moose  
Skull*

11 12 13 14 15 16 17 18 19 20 21 22

91

90

89

88

87

86

85

84

13

EMILY  
700  
MOORE 700

1000  
R. B. O.

BADGER  
1000

BADGER  
900

BADGER  
100

EMILY  
700



1685

92	1	2	3	4	5	6	7	8	9	10	11
91											
90											
89											
88											
87											
86											
85											
84											

XXX Moose  
Shall

11 12 13 14 15 16 17 18 19 20 21 22

81

82

83

84

85

86

87

88

89

90

EMILY  
700  
# B.O.  
BADGER 1000  
BADGER 900  
BADGER 1100  
EMILY 700

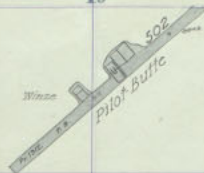


1686

92	1	2	3	4	5	6	7	8	9	10	11
91											
90											
89											
88											
87											
86											
85											
84											

578 Moose Staff

11 12 13 14 15 16 17 18 19 20 21 22



91

90

89

88

87

86

85

84

EMILY  
700  
Floor 70

1000  
# B.O.

BADGER  
1000

BADGER  
900

700  
EMILY

Emily 700 - 18<sup>th</sup> Floor;  
Pilot Butte 500 Sill.

	1	2	3	4	5	6	7	8	9	10	11
92											
91											
90											
89											
88											
87											
86											
85											
84											

Moose  
Skull

11 12 13 14 15 16 17 18 19 20 21 22

91

90

89

88

87

86

85

84

EMILY  
700  
Miss 30

1000  
# 100

BADGER  
1000

BADGER  
900

BADGER  
100

EMILY  
700

Emily 700 - 17<sup>th</sup> Floor.



	1	2	3	4	5	6	7	8	9	10	11
92											
91											
90											
89											
88											
87											
86											
85											
84											

 Moose  
Staff

5

11 12 13 14 15 16 17 18 19 20 21 22

9.1

9.0

8.3

8.8

8.7

8.5

8.5

8.4

EMILY 700 MILY  
# 30  
# 1000  
# B.O.  
BADGER 1000  
BADGER 900  
BADGER 100  
EMILY 700





92	1	2	3	4	5	6	7	8	9	10	11
91											
90											
89											
88											
87											
86											
85											
84											

 Moose  
Shaft

11 12 13 14 15 16 17 18 19 20 21 22

91

92

93

94

95

96

97

98

99

100

EMILY  
700  
Message 20

1000  
# B.O.

BADGER  
1000

BADGER  
900

700  
EMILY

92	1	2	3	4	5	6	7	8	9	10	11
91											
90											
89											
88											
87											
86											
85											
84											

 Moose Staff

11 12 13 14 15 16 17 18 19 20 21 22

91

91

83

83

8

85

85

84

EMILY  
700  
Miss 30  
1000  
# B.O.  
BADGER  
1000  
BADGER/100  
900  
BADGER  
700  
EMILY

92 1 2 3 4 5 6 7 8 9 10 11

91

5

90

 Moose  
Staff

89

88

87

86

85

84

1 12 13 14 15 16 17 18 19 20 21 22

91

90

89

88

87

86

85

84

EMILY  
700  
Floor 70

1000  
# B.O.

BADGER  
1000

BADGER  
900

700  
EMILY

EMILY

EMILY

EMILY

500 Moose  
Skull

11 12 13 14 15 16 17 18 19 20 21 22

91

90

89

88

87

86

85

84

EMILY 700  
# 800  
BADGER 1000  
BADGER 900  
BADGER 700  
EMILY



Emily 700 - 12<sup>th</sup> Floor



1693

92	1	2	3	4	5	6	7	8	9	10	11
91											
90											
89											
88											
87											
86											
85											
84											

5  
Moose  
Staff

11 12 13 14 15 16 17 18 19 20 21 22

91  
90  
89  
88  
87  
86  
85  
84

EMILY  
700  
# 1000  
# 800  
BADGER  
1000  
BADGER  
900  
BADGER  
700  
EMILY

171

171

171

Emily 700 - 11<sup>th</sup> Floor



11 12 13 14 15 16 17 18 19 20 21 22

91

92

93

94

95

96

97

98

EMILY  
700  
# R.O.  
1000  
BADGER  
1000  
900  
BADGER  
700  
EMILY



Emily 700-10<sup>th</sup> Floor

BADGER STATE 700 FLOOR

	1	2	3	4	5	6	7	8	9	10	11
92											
91											
90											
89											
88											
87											
86											
85											
84											

5  
Moose  
Shaft

11 12 13 14 15 16 17 18 19 20 21 22

91

90

89

88

87

86

85

84

EMILY 700  
Message 70  
1000  
R.O.  
BADGER 1000  
BADGER 900  
BADGER  
700  
EMILY

Emily 700 - 9<sup>th</sup> Floor

92

1

2

3

4

5

6

7

8

9

10

11

91

5

90

Moose  
Staff

89

88

87

86

85

84

1 12 13 14 15 16 17 18 19 20 21 22

91

90

89

88

87

86

85

84

EMILY  
700  
Miss 20

1000  
R.O.

BADGER  
1000

BADGER  
900

BADGER  
1000

EMILY  
700

Emily 700 - 8<sup>th</sup> Floor



PPP  
Moose  
Shaff

1 12 13 14 15 16 17 18 19 20 21 22

91

90

89

88

87

86

85

84

EMILY  
700  
Floor 700

1 1000  
M.F.O.

BADGER  
1 1000

BADGER  
1 900

BADGER  
1 100

EMILY  
700

Emily 700 - 7<sup>th</sup> Floor.



1698

92	1	2	3	4	5	6	7	8	9	10	11
91											
90											
89											
88											
87											
86											
85											
84											

502 Moose  
Shaff

11 12 13 14 15 16 17 18 19 20 21 22

91

90

89

88

87

86

85

84

EMILY  
700  
Floor 700

1,000  
M.F.O.

BADGER  
1,000

BADGER  
900

BADGER

700  
EMILY

Emily 700 - 6<sup>th</sup> Floor

1699

92 1 2 3 4 5 6 7 8 9 10 11

91

90

*Moose  
Shaft*

89

88

87

86

85

84

*Moose 700-Z*

1 12 13 14 15 16 17 18 19 20 21 22

91

90

89

88

87

86

85

84

EMILY  
700  
Floor 20

1 1000  
M.F.O.

BADGER  
1000

BADGER  
900

BADGER  
100

EMILY  
700

100

100

100

Emily 700 - 5<sup>th</sup> Floor.

1700

92 1 2 3 4 5 6 7 8 9 10 11

91

90



89

88

87

86

85

84

Moose 700-1

1 12 13 14 15 16 17 18 19 20 21 22

91

90

89

88

87

86

85

84

EMILY 700  
House 20  
1,000  
M.F.O.  
BADGER 1,000  
BADGER 900  
BADGER 1,000  
EMILY 700


EMILY

EMILY

EMILY

Emily 700- 4<sup>th</sup> Floor.





Emily 700-3

Moose 700-SIII

700  
Moose

1 12 13 14 15 16 17 18 19 20 21 22

700

91

90

89

88

87

86

85

84

Emily Staff

Badger State Staff

EMILY 700  
1 1000  
M R O  
BADGER 1000  
BADGER 900  
BADGER 100  
EMILY 700

Elm Ortu 700 Sill Emily 700 - 3<sup>rd</sup> Floor.  
Badger Staff 800 Sill

92

1

2

3

4

5

6

7

8

9

10

11

91

5

90

Moose  
Skull

89

88

87

86

85

84

Moose  
Skull

1 12 13 14 15 16 17 18 19 20 21 22

91

90

89

88

87

86

85

84

EMILY  
700

1 1000  
M R O

BADGER  
1 1000  
L 900

BADGER  
1 1000  
L 900

EMILY  
700

Emily 700-2<sup>nd</sup> Floor

92	1	2	3	4	5	6	7	8	9	10	11
91											
90											
89											
88											
87											
86											
85											
84											

YEP Moose Staff

100  
Moose

5

11 12 13 14 15 16 17 18 19 20 21 22

91

90

89

88

87

86

85

84

EMILY  
700

1000  
M.R.O.

BADGER  
1000

BADGER  
900

BADGER  
100

EMILY  
700

Emily 700-1st Floor

1704

92 1 2 3 4 5 6 7 8 9 10 11

91

90

*Moose Staff*

89

88

87

86

85

84

EMILY  
700

11 12 13 14 15 16 17 18 19 20 21 22

91

90

89

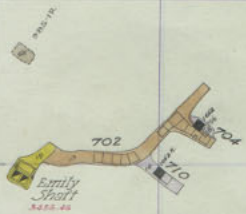
88


87

86

85

84



 Badger State Shatt

Emily 700 Sill.  
BADGER STATE 900-11

1 1000  
M.R.O.  
BADGER  
1 1000  
BADGER  
1 900  
BADGER  
1 700  
EMILY



1705

92	1	2	3	4	5	6	7	8	9	10	11
91											
90											
89											
88											
87											
86											
85											
84											

EMILY  
700  
700  
EMILY

EMILY  
700

700  
EMILY

11 12 13 14 15 16 17 18 19 20 21 22

BLANK

91  
90  
89  
88  
87  
86  
85  
84

1 1000  
M.R.O.  
BADGER  
1000  
900  
BADGER

1706

92

1

2

3

4

5

6

7

8

9

10

11

91

5

90

*Moose  
Shaft*

89

88

87

T-29

700

EMILY

86

85

84

EMILY  
700

700  
EMILY

11 12 13 14 15 16 17 18 19 20 21 22

BLANK

100

91  
90  
89  
88  
87  
86  
85  
84

1 1000  
R.O.  
BADGER  
1 1000  
BADGER  
1 900  
BADGER

92 1 2 3 4 5 6 7 8 9 10 11

91

100  
100

90

100  
Moose  
Skull

89

88

87

700  
EMILY

86

85

84

11 12 13 14 15 16 17 18 19 20 21 22

91  
90  
89  
88  
87  
86  
85  
84

1000  
M.E.O.  
Paper BADGER 1100  
1000  
900  
BADGER

1000

1000

1000

1000

1000

Badger State 1000 - 28<sup>th</sup> Floor.  
" " 900-12.

92 1 2 3 4 5 6 7 8 9 10 11

91

DRINK  
MOOSE  
MOOSE

90

MOOSE  
Moose  
Staff

DRINK

89

88

87

86

85

84

EMILY  
700

700  
EMILY

11 12 13 14 15 16 17 18 19 20 21 22

27  
28  
29

30  
31

32

33

81

80

85

88

87

86

85

84

1000  
1000  
BADGER 1100  
BADGER 900  
BADGER

Badger State 1000 - 27<sup>th</sup> Floor.  
" " 900 - 11



92 1 2 3 4 5 6 7 8 9 10 11

91



90



Moose Shaft



89

88

87

86

85

84

MOOSE 900-16

EMILY 700

700 EMILY

11 12 13 14 15 16 17 18 19 20 21 22

100-14  
100-15

100-16

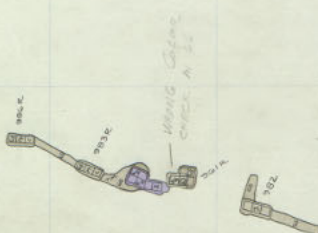
100-17  
100-18

100-19

8.1  
8.0  
8.4  
8.3  
8.7  
8.6  
8.5  
8.4

1000  
1000  
1000  
900  
BADGER  
BADGER  
BADGER  
BADGER

Badger State 1000-26<sup>th</sup> Floor  
900-10



EMILY 700

700 EMILY

1 12 13 14 15 16 17 18 19 20 21 22

LABOR  
REPAIR  
REPAIR

1

2

3

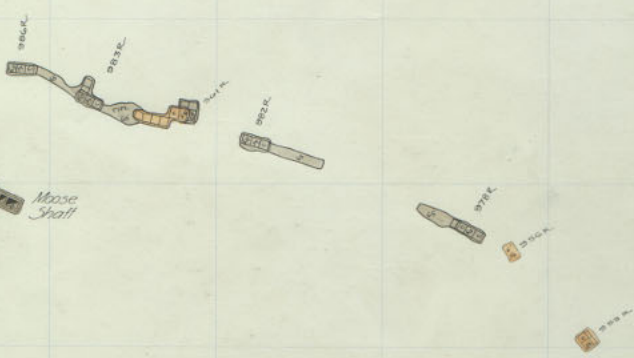
4

5

91  
90  
89  
88  
87  
86  
85  
84

1000  
1000  
1000  
900  
BADGER  
BADGER  
BADGER  
BADGER

Badger State 1000-25<sup>th</sup> Floor.  
" " 900-9



Moose Staff

EMILY 700

700 EMILY

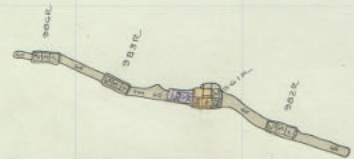
1 12 13 14 15 16 17 18 19 20 21 22



8.0  
9.0  
8.8  
8.7  
8.5  
8.4

Badger State 1000-24<sup>th</sup> Floor.  
" 900-B

1 1000  
R E.O.  
R Badger 1100  
L 1000  
L 900  
Badger



MOOSE  
Moose Shaft

MOOSE  
3000

MOOSE  
3000

MOOSE  
3000

MOOSE  
3000

EMILY  
700

700  
EMILY

11 12 13 14 15 16 17 18 19 20 21 22

Work

Work

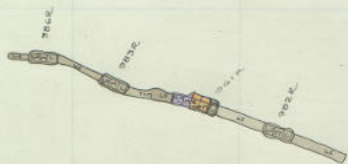
100

9.1  
9.0  
8.9  
8.8  
8.7  
8.6  
8.5  
8.4

1000  
1000  
BADGER 1100  
BADGER

Badger State 1000-23rd Floor  
" " 900-7





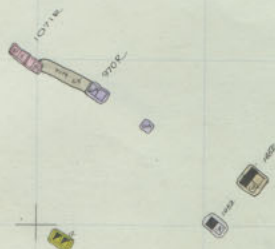
*Moose Shaft*



EMILY 700

700 EMILY

11 12 13 14 15 16 17 18 19 20 21 22



1071

9.1  
9.0  
8.9  
8.8  
8.7  
8.6  
8.5

1000  
1000  
900  
BADGER  
BADGER  
BADGER  
BADGER

Badger State 1000 - 22<sup>nd</sup> Floor.  
300-6

EMILY  
700

700  
EMILY



MOUSE  
Shaft



11 12 13 14 15 16 17 18 19 20 21 22



91  
90  
89  
88  
87  
86  
85  
84

1000  
BADGER  
1000  
BADGER  
900  
BADGER

Badger State 1000-21<sup>st</sup> Floor:  
" " 900-5



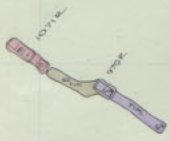
Moose Shaft



EMILY 700

700 EMILY

11 12 13 14 15 16 17 18 19 20 21 22



91  
90  
89  
88  
87  
86  
85  
84

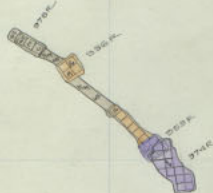
1000  
BADGER  
1000  
BADGER  
900  
BADGER

Badger State 1000-20<sup>th</sup> Floor.  
" " 900-4

EMILY  
700

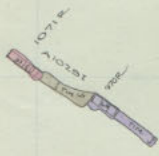
700  
EMILY

Moose Staff



9623

9624  
Moose Staff



91  
90  
89  
88  
87  
86  
85  
84

1000  
1000  
1000  
1000  
1000  
1000  
1000  
1000



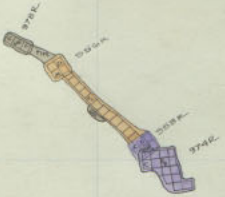
EMILY  
700

700  
EMILY

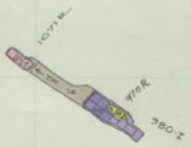
9222



9222  
Moose Shaft



11 12 13 14 15 16 17 18 19 20 21 22



91  
90  
89  
88  
87  
86  
85  
84

1000  
BADGER  
1000  
BADGER  
900  
BADGER  
1100  
BADGER

Badger State 1000-18th Floor  
200-2

91

90

89

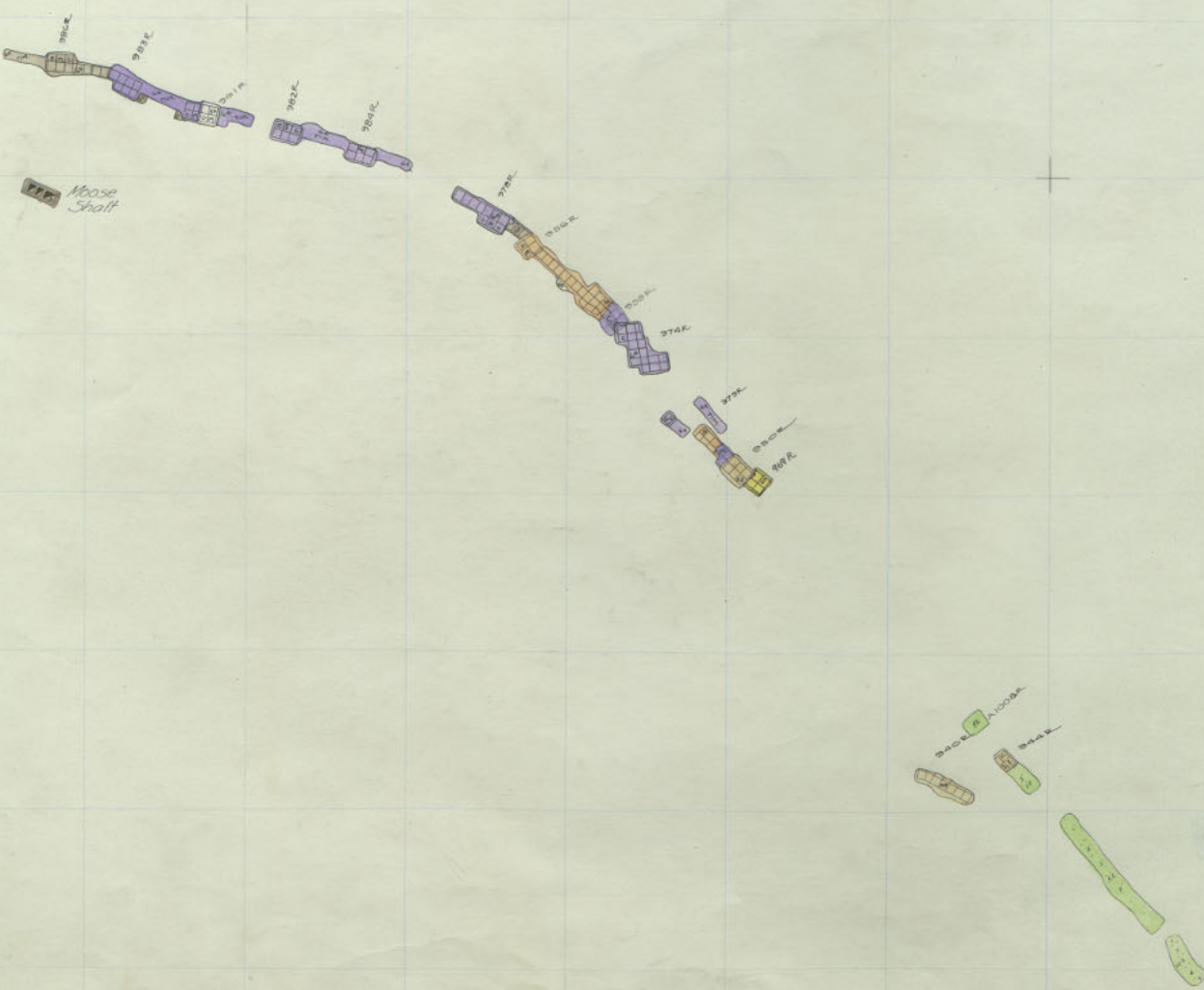
88

87

86

85

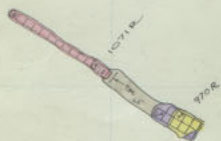
84



EMILY  
700

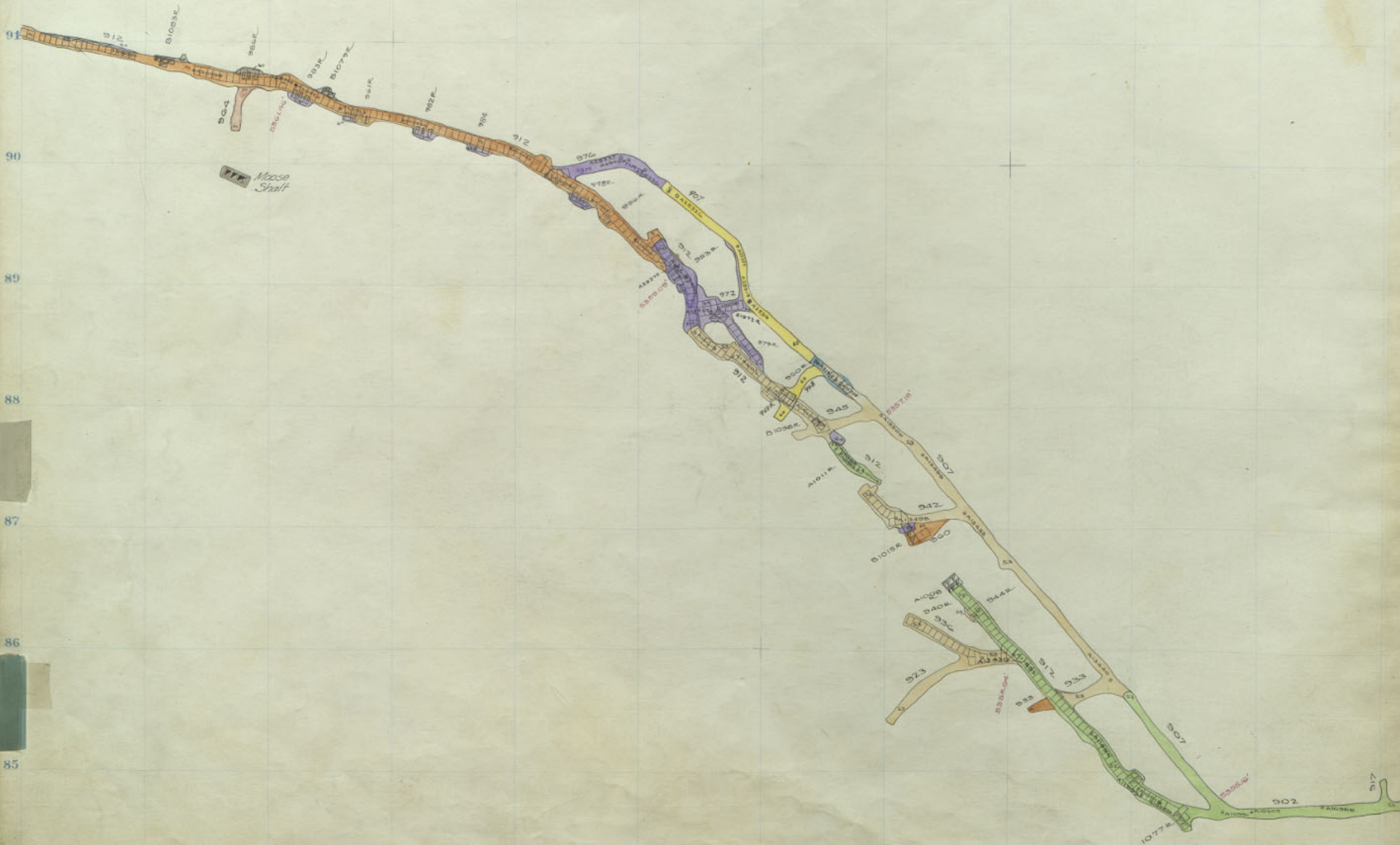
700  
EMILY

11 12 13 14 15 16 17 18 19 20 21 22



91  
90  
89  
88  
87  
86  
85  
84

1000  
BADGER  
1000  
BADGER  
900  
BADGER



EMILY  
700

BADGER  
900

700  
EMILY



9.1  
9.0  
8.9  
8.8  
8.7  
8.6  
8.5

1000  
BADGER  
1000  
BADGER  
1100  
BADGER

Badger State 1000-16th Floor  
900 SILL

92 1 2 3 4 5 6 7 8 9 10 11

91

ROPER  
10

ROPER  
10

10774

90

MOOSE  
Shaft

89

ROPER  
20

88

ROPER  
10  
10  
10  
10

87

ROPER  
10

ALONG

86

10774

10774

10774

10774

10774

84

Moose 900 - 5

EMILY  
700

BADGER  
900

700  
EMILY

1 12 13 14 15 16 17 18 19 20 21 22



91  
89  
88  
87  
86  
85  
84

1000  
1000  
1100  
1100  
BADGER  
BADGER  
BADGER  
BADGER



92 1 2 3 4 5 6 7 8 9 10 11

91

90

89

88

87

86

85

84

BIOSK  
20

BIOSK  
5

PLP Moose Shaft

PLDS

PLDS

BIOSK  
10  
15  
20

BIOSK  
10  
15  
20  
ALOSK

BIOSK  
10  
15  
20  
ALOSK

ALOSK  
10  
15  
20  
ALOSK

BIOSK  
10  
15  
20

ALOSK

ALOSK

EMILY 700

BADGER 900

700 EMILY

11 12 13 14 15 16 17 18 19 20 21 22

91

90

89

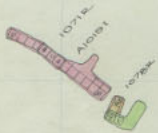
88

87

86

85

84



1000  
M 50

Badger  
1000

1000

1100  
Badger

EMILY  
700

BADGER  
900

700  
EMILY

81034K  
81035K

81036K  
Moose  
Shaft

81037K  
81038K

81039K  
81040K

81041K  
81042K

81043K  
81044K

81045K  
81046K  
81047K

81048K  
81049K  
81050K

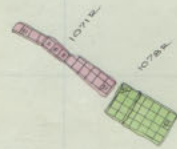
81051K  
81052K

81053K  
81054K  
81055K

81056K  
81057K

81058K  
81059K

11 12 13 14 15 16 17 18 19 20 21 22



91  
90  
89  
88  
87  
86  
85  
84

1000  
1000  
1100  
1100

92 1 2 3 4 5 6 7 8 9 10 11

91

90

89

88

87

86

85

84

EMILY  
700

BADGER  
900

700  
EMILY

ROOSE

ROOSE

ROOSE

Moose  
Skull

ROOSE

ROOSE

ROOSE

ROOSE

ROOSE

ROOSE

ROOSE

ROOSE

ROOSE

ROOSE

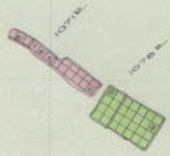
ROOSE

ROOSE

ROOSE

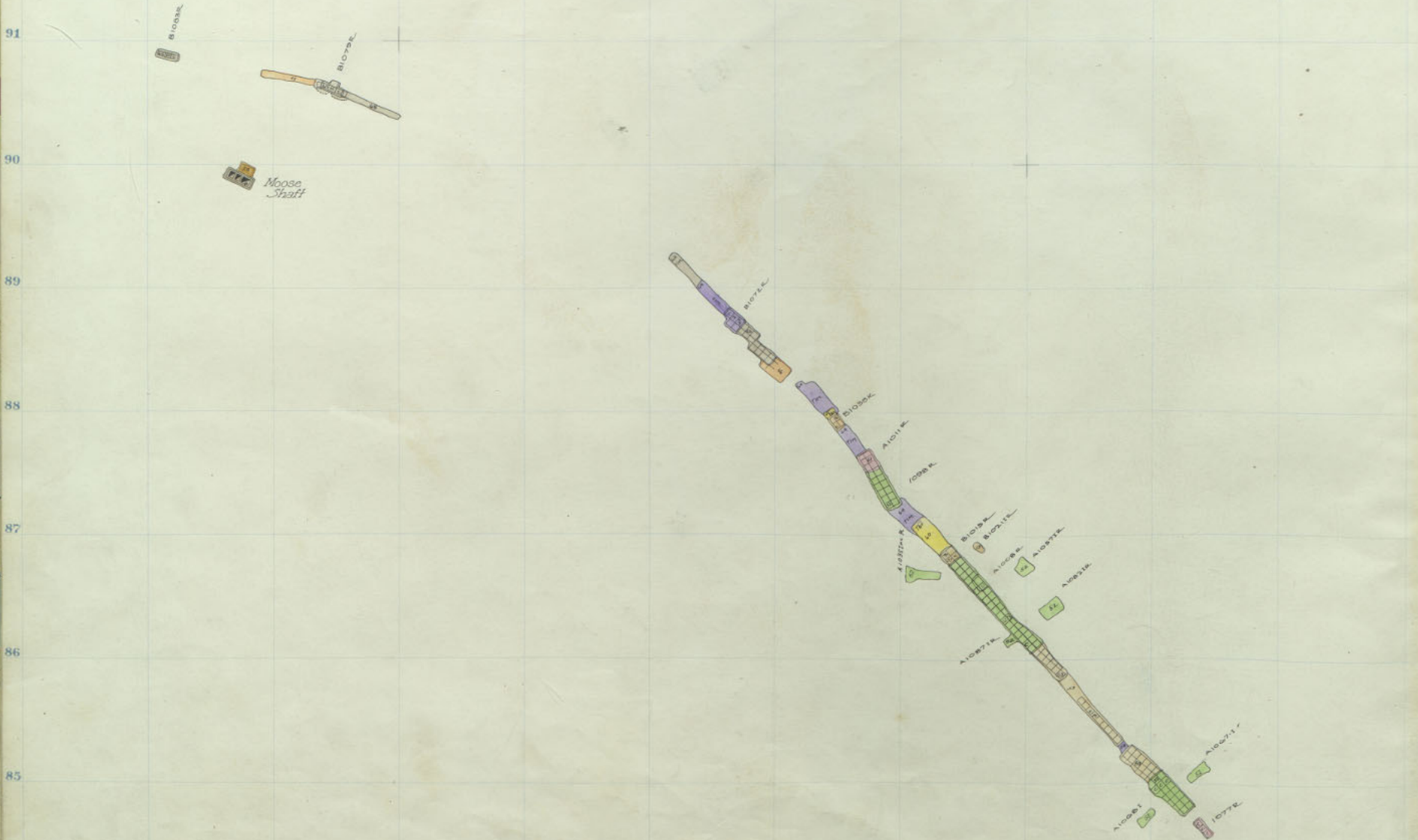
ROOSE

11 12 13 14 15 16 17 18 19 20 21 22



91  
90  
89  
88  
87  
86  
85  
84

1000  
1000  
1100  
1100  
Badger  
Badger

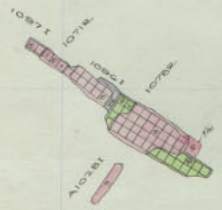


EMILY 700

BADGER 900

700 EMILY

11 12 13 14 15 16 17 18 19 20 21 22



Empty Shaft


 Badger State  
 Stuff  

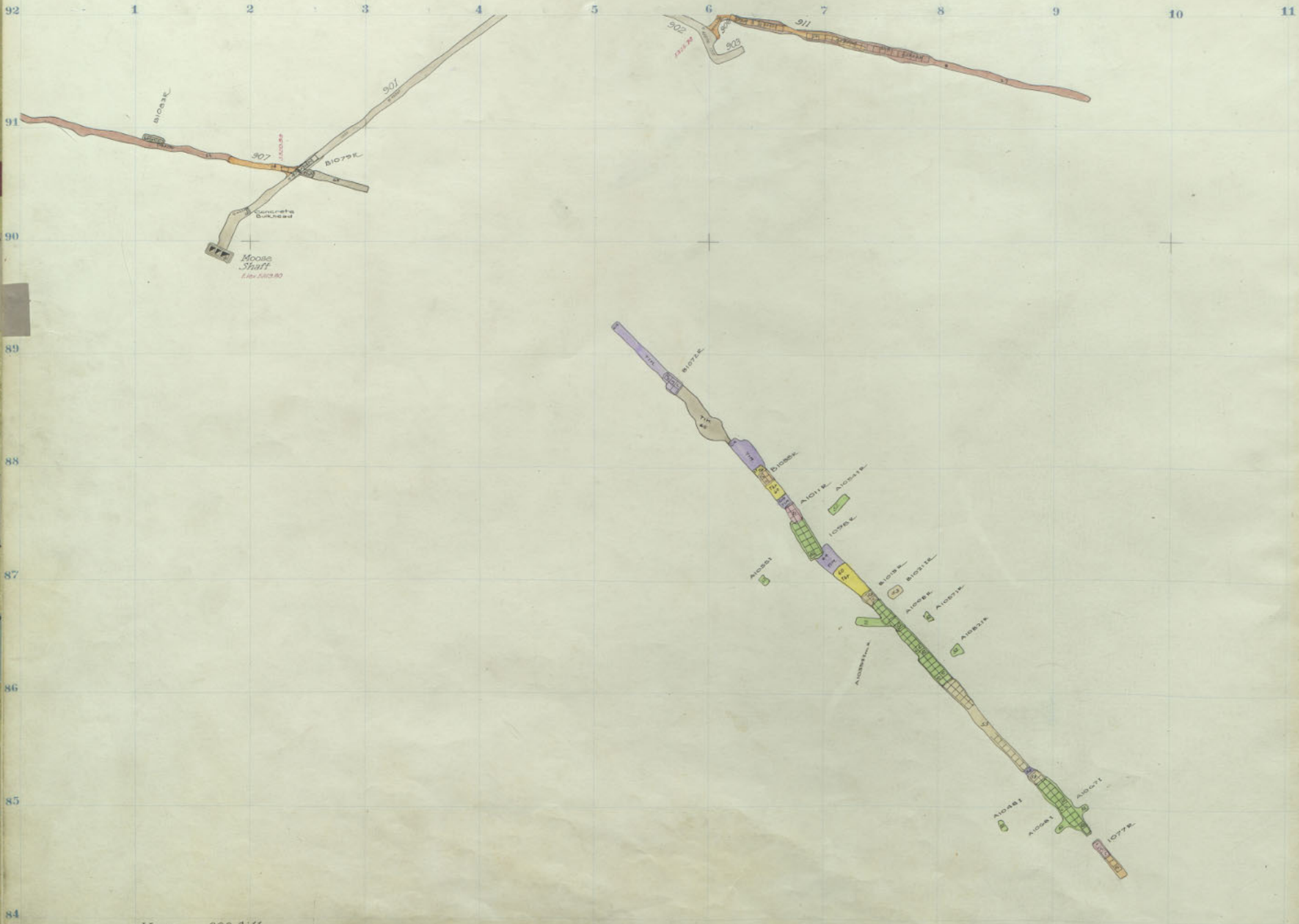
 PIAZZA

91  
90  
85  
88  
87  
86  
85  
84

1000  
 F. E. O.  
 Badger  
 1000  
 1100  
 Badger



1725



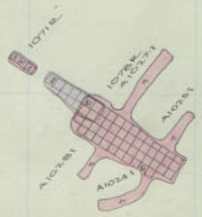
EMILY 700

BADGER 900

700 EMILY

Moose 900 Sill

1 12 13 14 15 16 17 18 19 20 21 22



Empty Staff

Badger State Staff

10728

91  
90  
89  
88  
87  
86  
85  
84

1000  
Badger  
1000  
1000  
Badger

BIGSIC  
M28C

BIGSIC  
M28C

Moose  
Shaft

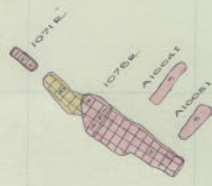


EMILY  
700

BADGER  
900

700  
EMILY

11 12 13 14 15 16 17 18 19 20 21 22



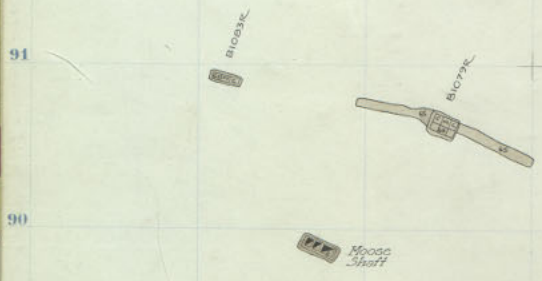
Emily  
Shuff

Badger State  
Shaft



9.1  
9.0  
8.9  
8.8  
8.7  
8.6  
8.5  
8.4

1000  
Badger  
1000  
1000  
Badger

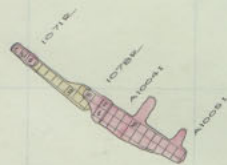


EMILY 700

BADGER 900

700 EMILY

1 12 13 14 15 16 17 18 19 20 21 22



 *Equity  
Shaft*

 *Badger State  
Shaft*

 *1000*

91  
90  
89  
88  
87  
86  
85  
84

1000  
Paper  
1000  
1000  
Paper

EMILY  
700

BADGER  
900

700  
EMILY

Biosak

Biosak

Moose  
Shall

Biosak

Apple  
Biosak

Alcadin

14 7ft

Biosak

Alcadin

Alcadin

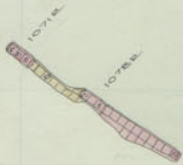
Alcadin

Apple

10831

10771

1 12 13 14 15 16 17 18 19 20 21 22



1071  
 Equilly  
 Shaft

1071  
 Badger State  
 Shaft



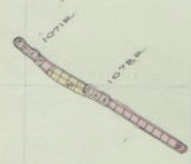
91  
90  
89  
88  
87  
86  
85  
84

1000  
 Badger  
 1000  
 Badger  
 1100  
 Badger





1 12 13 14 15 16 17 18 19 20 21 22



Empty  
Start

Badger State  
Start

91  
90  
89  
88  
87  
86  
85  
84

1000  
Badger  
1000  
1100  
Badger

91  
BIOBAY  
1050

BIOBAY  
1050

1050  
MOOSE  
SHUTT

1075K

1075K  
1075A  
1075B  
1075C  
1075D  
1075E  
1075F  
1075G  
1075H  
1075I  
1075J  
1075K  
1075L  
1075M  
1075N  
1075O  
1075P  
1075Q  
1075R  
1075S  
1075T  
1075U  
1075V  
1075W  
1075X  
1075Y  
1075Z

1075A

1075B

1075C

1075D

1075E

1075F

1075G

1075H

1075I

1075J

1075K

1075L

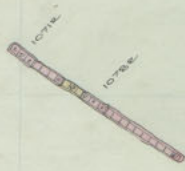
1075M

EMILY  
700

BADGER  
900

700  
EMILY

1 12 13 14 15 16 17 18 19 20 21 22



Emily Staff

Badger State Staff



91

90

89

88

87

86

85

84

Badger State 1000-5<sup>th</sup> Floor.

1000  
M.E.O.  
Badger  
1000  
1100  
Badger

1731

92 1 2 3 4 5 6 7 8 9 10 11

91

90

89

88

87

86

85

84

EMILY  
700

BADGER  
900

T-23  
EMILY  
700

YTC Moose Staff

MOOSE

AMERICAN  
DIOXIN  
PAPER  
INDIA  
WOODS

MOOSE

MOOSE

MOOSE

1077K

1080K

1 12 13 14 15 16 17 18 19 20 21 22



Emily Shaft

Badger State Shaft



91  
90  
89  
88  
87  
86  
85  
84

1000  
Badger  
1000  
Badger  
1100  
Badger

EMILY  
700

BADGER  
900

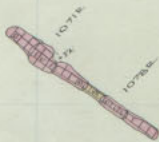
700  
EMILY



Moose Shaft



1 12 13 14 15 16 17 18 19 20 21 22



 *Emily Shaft*

 *Badger State Shaft*  
 *Nickel*

91

90

89

88

87

86

85

84

*Badger State 1000 - 3rd Floor*

1000  
 Badger  
 1000  
 Badger  
 1100  
 Badger



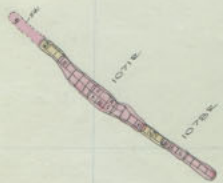
EMILY  
700

BADGER  
900

700  
EMILY



1 12 13 14 15 16 17 18 19 20 21 22



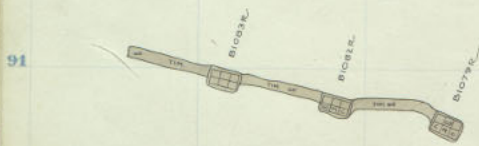
 *Emily Staff*



 *Badger State Staff*  
 11042 R.

91  
90  
89  
88  
87  
85  
85  
84

1000  
Badger  
1000  
1300  
Badger  
1100  
Badger



*Moose Staff*

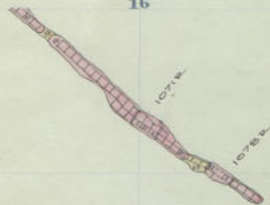


EMILY 700

BADGER 900

EMILY 700

1 12 13 14 15 16 17 18 19 20 21 22



91  
90  
89  
88  
87  
86  
85  
84

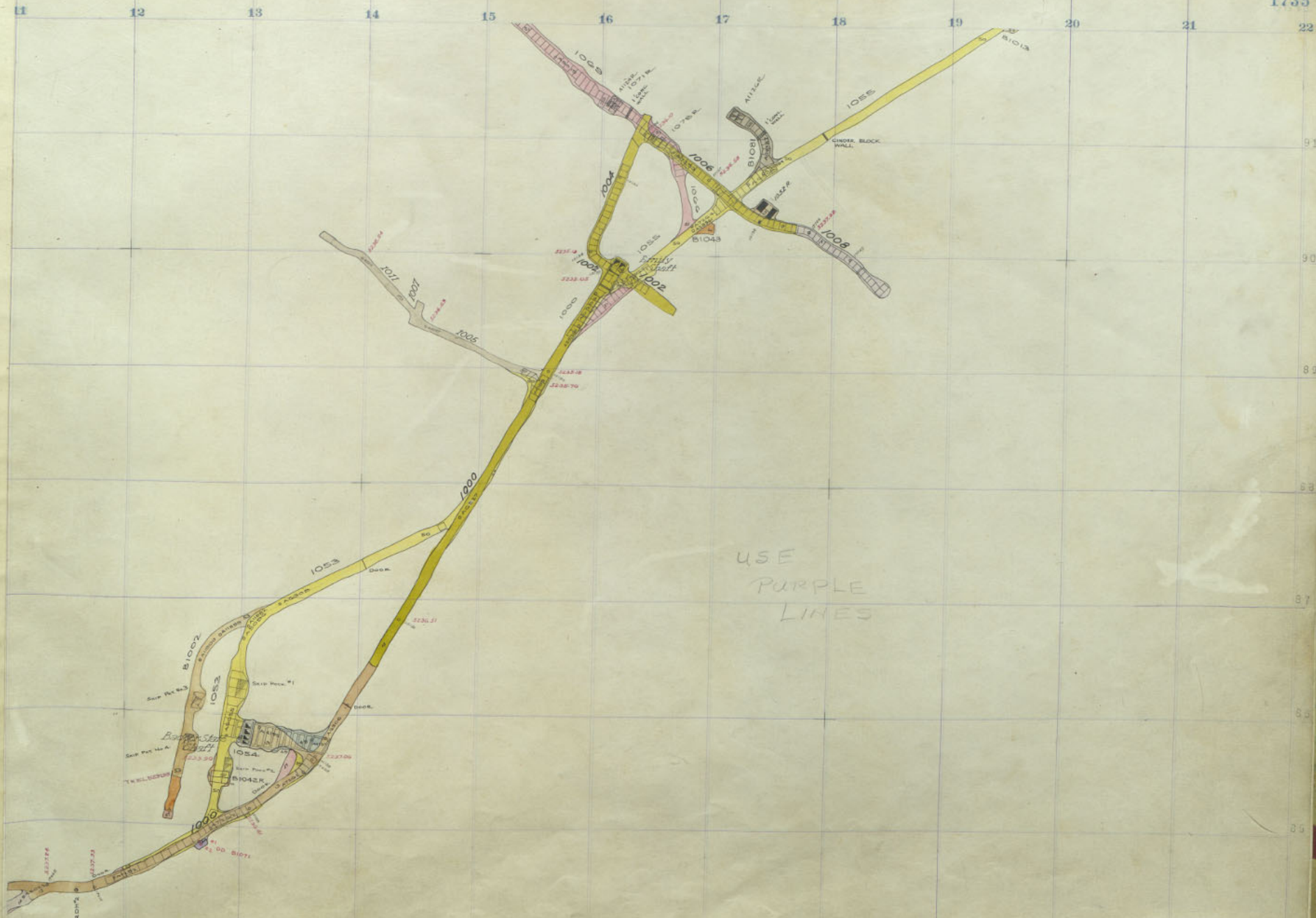
1000  
BADGER  
1000  
1300  
1100  
BADGER



EMILY 700

F-25 BADGER 1000 BADG 900

700 EMILY



USE  
PURPLE  
LINES

1000  
M.E.O.  
1000  
Badger

1736

92 1 2 3 4 5 6 7 8 9 10 11

91

90

1736

89

88

87

86

85

84

EMILY  
700

BADGE #  
1000  
BADGE #  
900

700  
EMILY

11 12 13 14 15 16 17 18 19 20 21 22

91

90

89

88

87

86

85

84

1700  
M.F.O.

1300

R 1100  
L  
BAGGER

*Blank*

1700

1700



1737

92 1 2 3 4 5 6 7 8 9 10 11

91

90

1737

89

EMILY  
700

88

BADGE #  
1000  
BADGE #  
900

87

700  
EMILY

86

85

84

1 12 13 14 15 16 17 18 19 20 21 22

91

90

89

88

87

86

85

84

M.E.O.  
1000

1300

R 1100  
L  
EADGER

Blank

PPP Moose Shaft

PPP 2

PPP  
A1112A

PPP  
A1112A

PPP  
S  
A1112A

PPP  
A1112A

PPP  
S  
A1112A

PPP  
S  
A1112A

PPP  
A1112A

EMILY  
700

BADGE #  
1000  
BADGE #  
900

700  
EMILY

1 12 13 14 15 16 17 18 19 20 21 22

9.1

9.0

8.9

8.8

8.7

8.6

8.5

8.4



M.E.O.  
1000

1300

R 1100  
L Badger

Badger Shaft 1300-38th Floor

1/10/78

EMILY  
700

BADGE #  
1000  
BADGE #  
900

700  
EMILY

778 Moose Staff

827 K

778 A1108 K

778 A1108 K

778 A1108 K

778 A1108 K

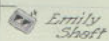
778 A1108 K

778 A1108 K

778 A1108 K

778 A1108 K

1 12 13 14 15 16 17 18 19 20 21 22



Emily Shaft



Badger State Shaft

91

90

89

88

87

86

85

84

M.B.O. 1000

1300

R 1100  
L Badger

Badger State 1300 - 37<sup>th</sup> Floor

10017

EMILY  
700

BADGE #  
1000  
BADGE #  
900

700  
EMILY

MP Moose  
Staff

MP

Alize

Alize

Alize

MP Alize

1 12 13 14 15 16 17 18 19 20 21 22

91

90

89

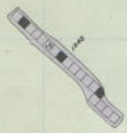
88

87

86

85

84



1000  
M.B.O.

1300

1100  
Badger

Badger State 1300 - 36<sup>th</sup> Floor,  
Pilot Butte 900 Sill.



*Moose Staff*

828 *ALIBGE*

829 *AIWER*

830 *AIWER*

831 *AIWER*

832 *AIWER*

833 *AIWER*

834 *AIWER*

835 *AIWER*

836 *AIWER*

837 *AIWER*

838 *AIWER*

839 *AIWER*

840 *AIWER*

EMILY 700

BADGE 1000  
BADGE 900

700 EMILY

1 12 13 14 15 16 17 18 19 20 21 22

91

90

89

88

87

86

85

84



Alison



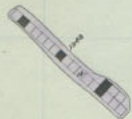
Irene



Alison



Jack



Emily Shaft



Badger State Shaft

Badger State 1300 - 35<sup>th</sup> Floor.

1100-15

1000  
M.B.O.  
1300  
1100  
BADGER

EMILY  
700

BADGE #  
1000  
BADGE #  
900

700  
EMILY

*Moose Staff*

Alton R.

Alton R.

Alton R.

Alton R.

Alton R.

1 12 13 14 15 16 17 18 19 20 21 22

91  
90  
89  
88  
87  
86  
85  
84



1000  
M.E.O.  
1300  
R  
1100  
L  
BADGER

Moose Staff

Alaska

Alaska

Alaska

1172K

Alaska

Alaska

EMILY 700

BADGE 1000  
BADGE 900

EMILY 700

11 12 13 14 15 16 17 18 19 20 21 22

1070A.R

1172A

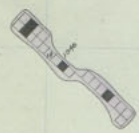
1172B

1172C

1172D

1172E

Equity Staff



Badger State Staff

91  
90  
89  
88  
87  
86  
85  
84

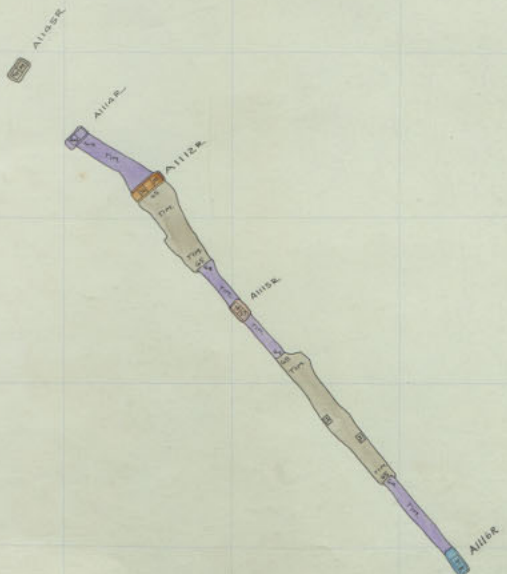
1000  
M.F.O.  
1300  
L  
1100  
BADGER

Elm Ortu 1000-2

Badger State 1300 - 33rd Floor.

110-13

Moose Shaft



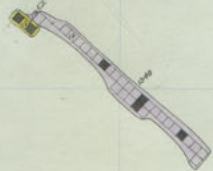
EMILY 700

BADGE 1000  
BADGE 900

700 EMILY

11 12 13 14 15 16 17 18 19 20 21 22

10704 R



Empty Shaft



7 91  
90  
89  
88  
87  
86  
85  
84

1000  
M.E.O.  
1300  
L  
1100  
BADGER

Elm Orlu 1000-1

Badger State 1300-32<sup>nd</sup> Floor

100-10



92 1 2 3 4 5 6 7 8 9 10 11



700  
Moose  
Shaft

885  
A1148

880  
A1148

875  
A1124

870  
A1148

865  
A1148

860  
A1148

EMILY  
700

BADGE  
1000  
E.O.

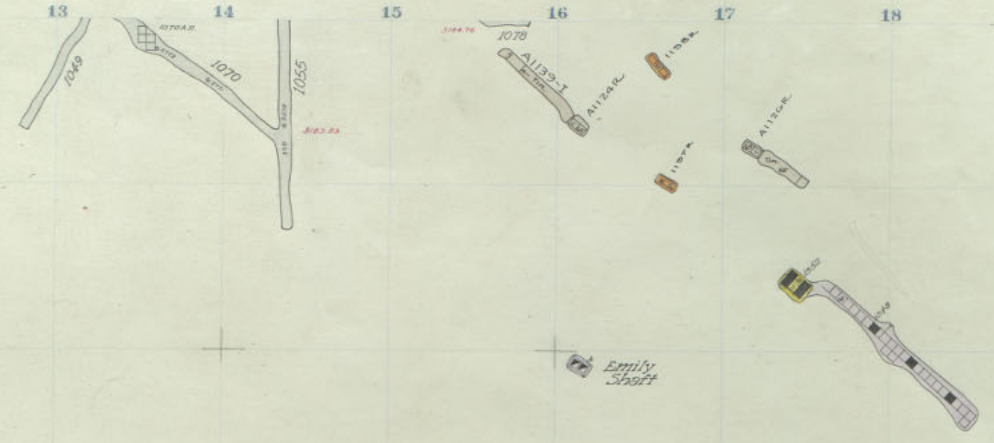
BADGE  
1000

BADGE  
900

700  
EMILY

84 Elm Orlu 1000 Sill

1 12 13 14 15 16 17 18 19 20 21 22



51  
90  
89  
88  
87  
86  
85  
84

1100  
Moose  
1300  
Badger  
1100  
Badger

Elm Orlu. 1000 Sill  
Badger State 1300 - 3rd Floor.  
1100-11

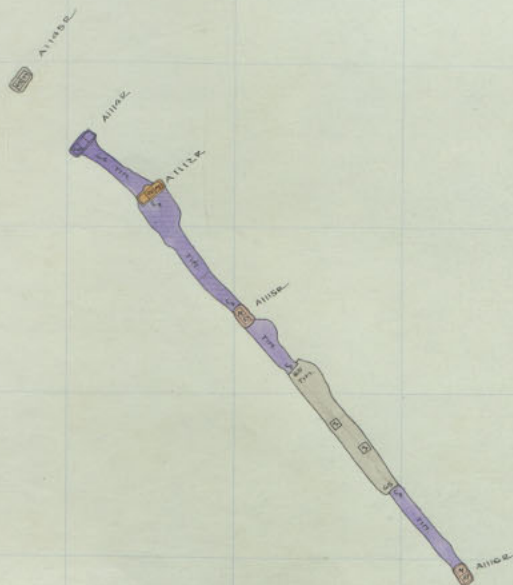
92 1 2 3 4 5 6 7 8 9 10 11

91

90

Moose Shaft

89



EMILY 700

BADGE 1000 B.O.

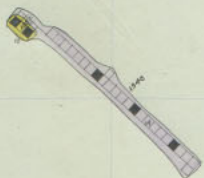
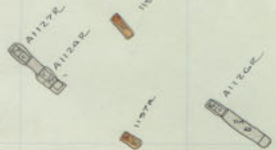
BADGE 1000

BADGE 900

700 EMILY

84

11 12 13 14 15 16 17 18 19 20 21 22



Empty Shaft



Badger State 1300 - 30th Floor.  
1100-12

1100  
MOOSE  
1300  
L  
1100  
BADGER

Moose Shaft

A1105R

A1108R

A1102R

A1104R

A1106R

A1107R

EMILY 700

BADGE 1000 E.O.

BADGE 1000

BADGE 900

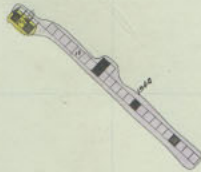
700 EMILY

1 12 13 14 15 16 17 18 19 20 21 22

A1127R  
A1128L  
1195R

1195R

A1126L



Emily  
Shaft  
(1898-9)

Badger State  
Shaft

Badger State 1300-29<sup>th</sup> Floor  
1100-9

91  
90  
89  
88  
87  
86  
85  
84

1100  
MOOSE

1300  
BADGER

1100  
BADGER

92 1 2 3 4 5 6 7 8 9 10 11

Alaska



Moose  
Stamp  
(1924)

Alaska

Alaska

Alaska

Alaska

Alaska

Alaska

EMILY  
700

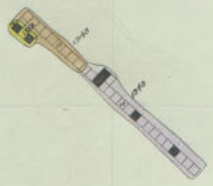
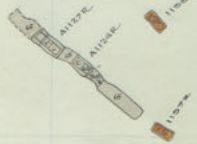
BADGE  
1000  
E.O.

BADGE  
1000


BADGE  
900

700  
EMILY

11 12 13 14 15 16 17 18 19 20 21 22



 *Ernst*  
*Ernst*  
*(1925)*

 *Badger State*  
*Street*

*Badger State 1300 - 28th Floor.*  
*1100-3*

91  
90  
89  
88  
87  
86  
85  
84

1100  
MOOSE

1300

1100  
BADGER

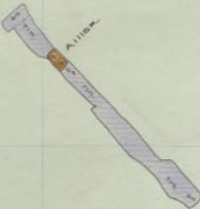




ALVASK



Moose  
Start  
(1948)



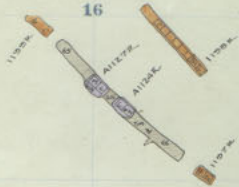
EMILY  
700

BADGE 1000  
E.O.

BADGE 1000  
900

700  
EMILY

12 13 14 15 16 17 18 19 20 21 22



Emily Shaft

Badger State Shaft

Badger State 1300-27<sup>th</sup> Floor.  
1100-7

91  
90  
89  
88  
87  
86  
85  
84

1100  
Moose  
1300  
82 L  
1100  
BADGER

Al1142K  


 Moose Staff (week)

 Al1145R

Al1144R  


Al1142K  


Al1148K  


BIPLOK  


Al1125T  


Al1148K  


Al1148K  



EMILY 700

BADGE 1000 B.O.

BADGE 1000


BADGE 900

EMILY 700



1100  
Moose

1300  
Badger



EMILY 700

BADGER 1000 MOOSE

BADGER 1000 BADGE 900

EMILY 700

Moose 1100-SILL  
LEXINGTON 1200-SILL

12 13 14 15 16 17 18 19 20 21 22



Emily Shaft

Badger State Shaft

MOOSE 1100 SILL  
Badger State 1300 - 25th F  
1100-5

91  
90  
89  
88  
87  
86  
85  
84

1300  
BADGER

92 1 2 3 4 5 6 7 8 9 10 11

91

90

89

88

87

86

85

84

812 Moose Staff

813 Badger Staff

822 Antler

824 Antler

825 Antler

826 Antler

827 Badger

828 Antler

829 Antler

EMILY 700

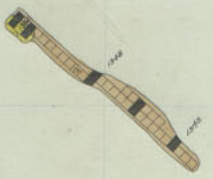
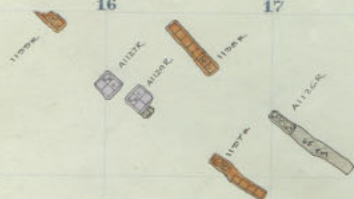
BADGER 1700 Moose

BADGER 1000

BADGER 900

700 EMILY

1 12 13 14 15 16 17 18 19 20 21 22



Emily Shaft

Badger Shaft

91  
90  
89  
88  
87  
86  
85  
84

1100  
1300  
Badger



EMILY  
700

BADGER  
1000  
MOOSE

BADGER  
900

700  
EMILY

MOOSE  
STAFF

ALVASE

ALVASE

ALVASE

ALVASE

ALVASE

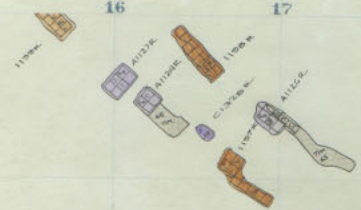
ALVASE

ALVASE

ALVASE

11 12 13 14 15 16 17 18 19 20 21 22

91  
90  
89  
88  
87  
86  
85  
84



Emily Shaft

Badger State Shaft

Badger State 1300-23  
EMILY 1700-3

1100  
1300  
BADGER

Moose Staff

AL148R

AL14R

AL12R

AL118R  
AL118R  
AL118R  
AL118R  
AL118R

AL119R

AL122-1  
AL122-2  
AL122-3

AL118R

AL118R

EMILY  
700

BADGER  
1000  
MOOSE

BADGER  
1000

BADGER  
900

EMILY  
700

11 12 13 14 15 16 17 18 19 20 21 22

91  
90  
89  
88  
87  
86  
85  
84



1199B

1199A




1199D



1199E

1199F



Emily Shaft



Badger State Shaft

Badger State 1300-22  
1100-3  
1200-2

1300  
1100  
BADGER

EMILY  
700

BADGER  
1000  
1700  
Moose

BADGER  
1000

BADGE  
900

700  
EMILY

Moose  
Steff

A1124K

A1114K  
D1309K

A1122K

A1118K  
C1377K

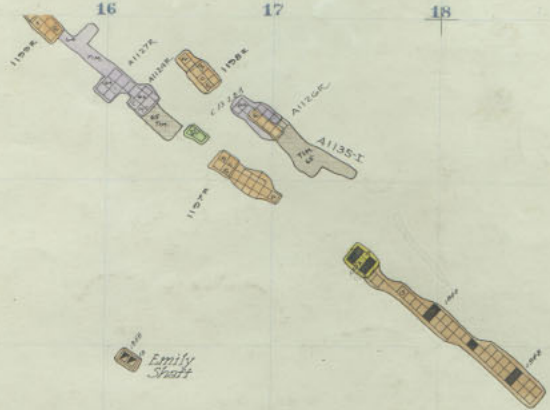
B109K

A1119K

A1116K

A1124K

1 12 13 14 15 16 17 18 19 20 21 22



*Emily Shaft*

*Badger State Shaft*

*Badger State 1800-21*  
*1100-1*

91  
90  
89  
88  
87  
86  
85  
84

1800  
Badger

92 1 2 3 4 5 6 7 8 9 10 11

91

90

89

88

87

86

85

84

EMILY  
700

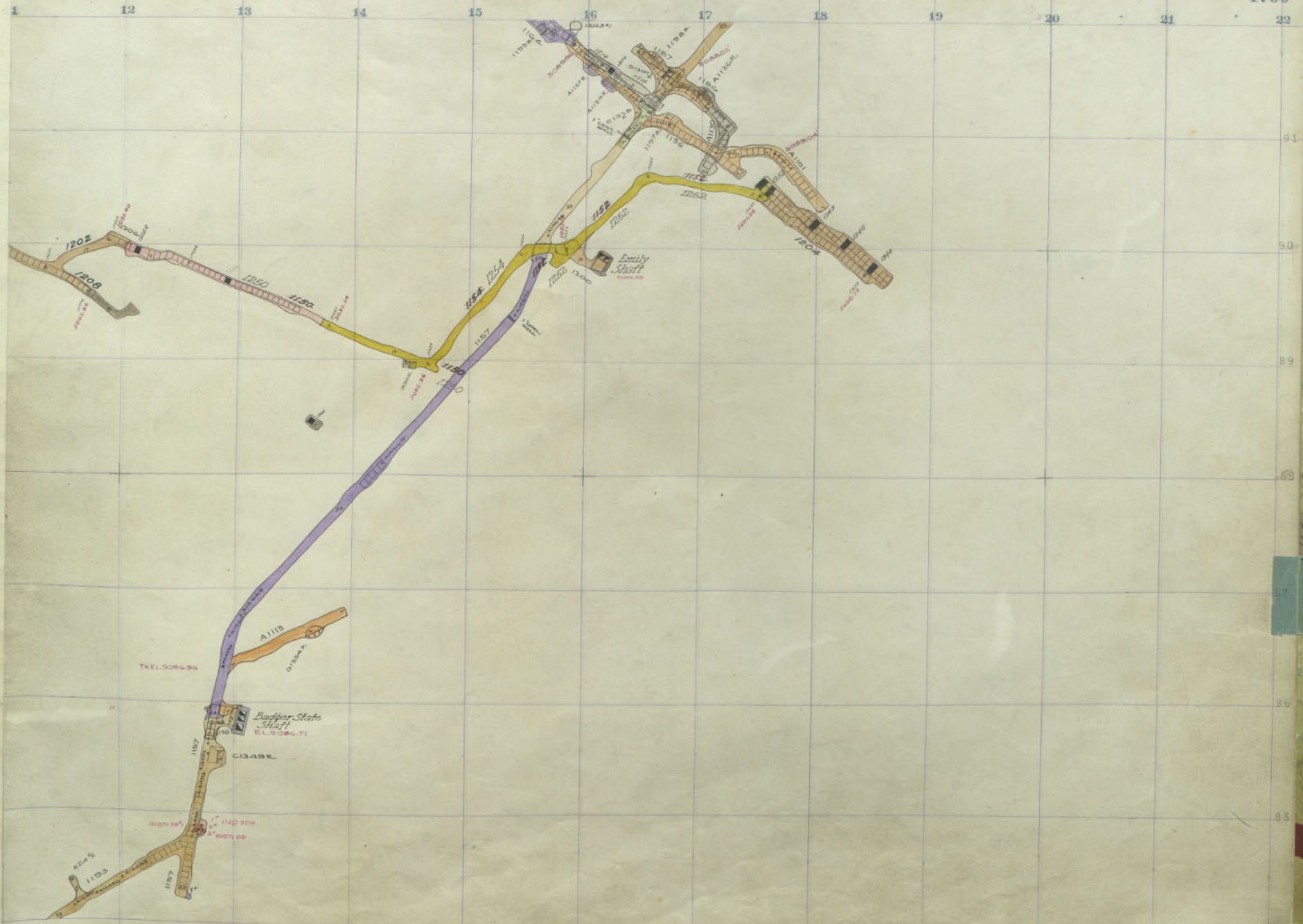
BADGER  
1000  
BADGE  
900

700  
EMILY

Moose  
Staff



Emily  
Badger  
1200 - 511  
1300 - 21



1300  
1100  
Badger

Elm Orlu 1300-28 Badger State 1300-21 1100-5-11  
Emily 1200 Sill



92.5 1 2 3 4 5 6 8 9 10 11

91

90

89

88

86

85

84

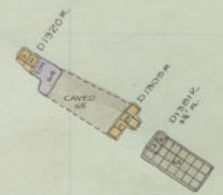
EMILY  
700

BADGER  
1000

BADGE  
900

700  
EMILY  
BADGER

1000  
Mooch  
Sheet



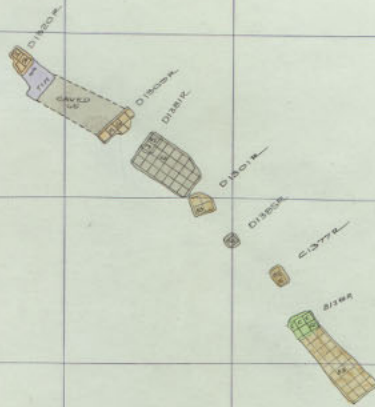
Badger

1300 - 21



300 301 302 303 304 305 306 307 308 309 310 311

399											
398											
397											
396											
395											
394											
393											
392											
391											
390											
389											
388											
387											
386											
385											
384											

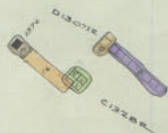


EMILY 700  
BADGER 1000  
BADGE 900  
BADGER 700  
EMILY 700

1 12 13 14 15 16 17 18 19 20 21 22

84  
85  
86  
87  
88  
89  
90  
91

16  
130007



Emily  
Shaft



Badger State  
Shaft



Elm Orlu 1300-27

Badger State 1300-19

1300  
0001

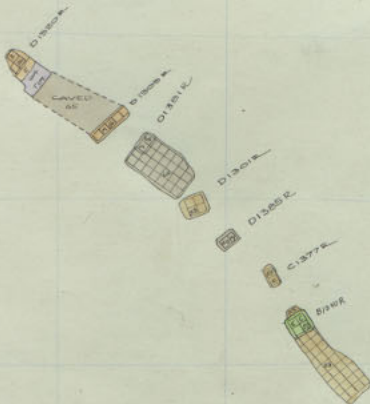
92 1 2 3 4 5 6 7 8 9 10 11

91

90

*Moose Shaft*

89



88

87

86

85

84

EMILY 700

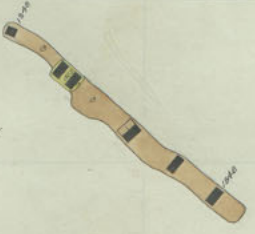
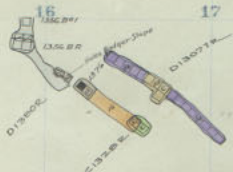
BADGER 1000

TABADGE 900

EMILY 700

12 13 14 15 16 17 18 19 20 21 22

91  
90  
89  
88  
87  
86  
85  
84



Emily Shaft

C1300R



D1300L

D1300L

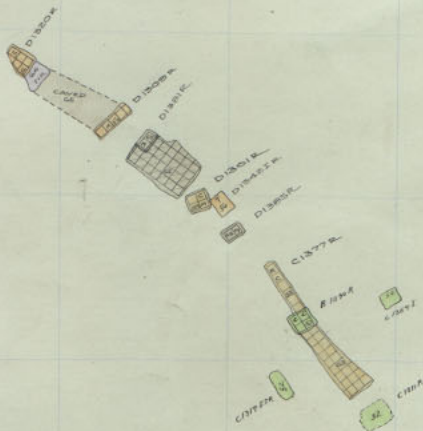
Badger State Shaft

C1300R

Elm Ortu 1300-26

Badger State 1300-18

Moose Staff



EMILY 700

BADGER 1000

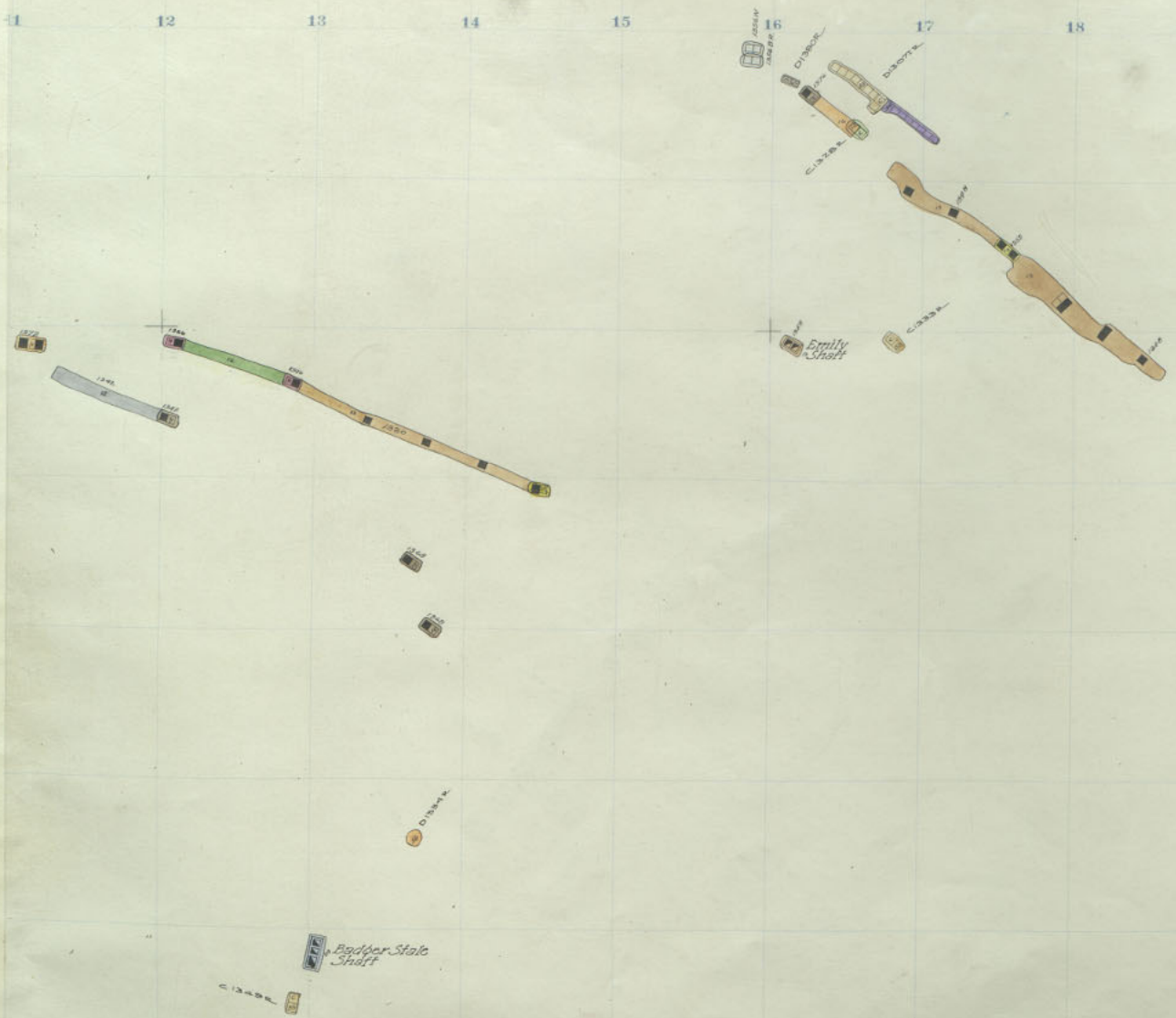
BADGE 900

EMILY 700

BADGER

11 12 13 14 15 16 17 18 19 20 21 22

91  
90  
89  
88  
87  
86  
85  
84



Elm Ortu 1300-25

Badger State 1300-17



92 1 2 3 4 5 6 7 8 9 10 11

91

90

89

88

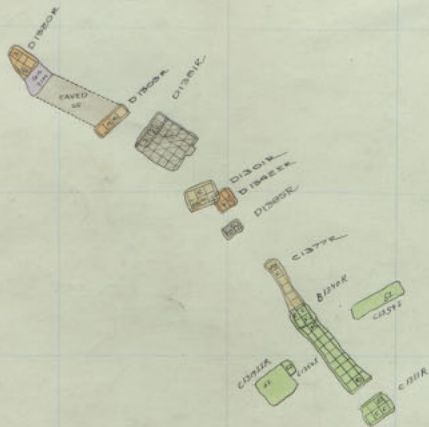
87

86

85

84

*Moose Staff*



EMILY 700

BADGER 1000

BADGER 900

EMILY 700

BADGER 1000

BADGER 900

EMILY 700

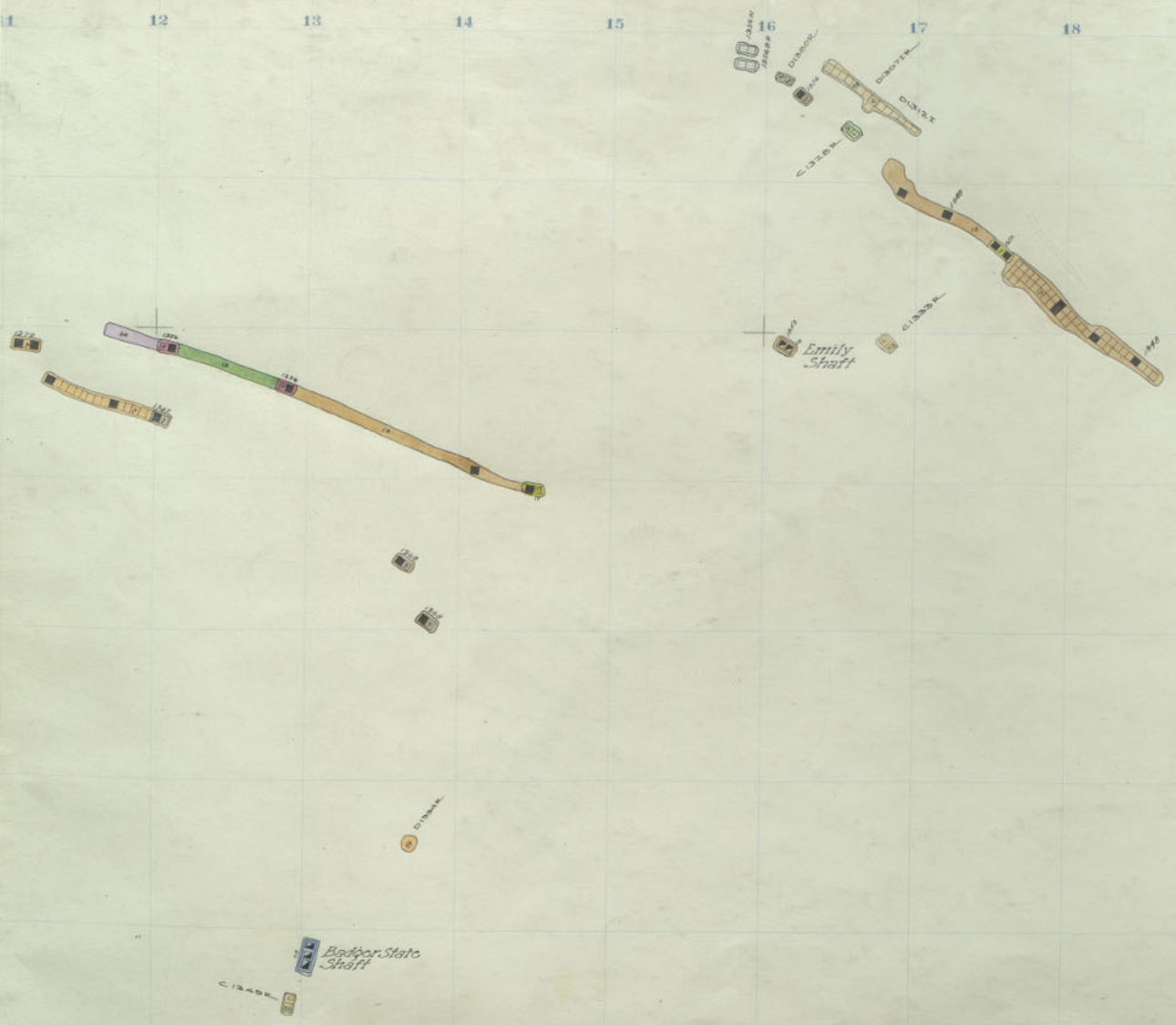
BADGER 1000

BADGER 900

BADGER 900

1 12 13 14 15 16 17 18 19 20 21 22

91  
90  
89  
88  
87  
86  
85  
84



Elm Orlu 1300-24

Badger State 1300-16

1300  
850

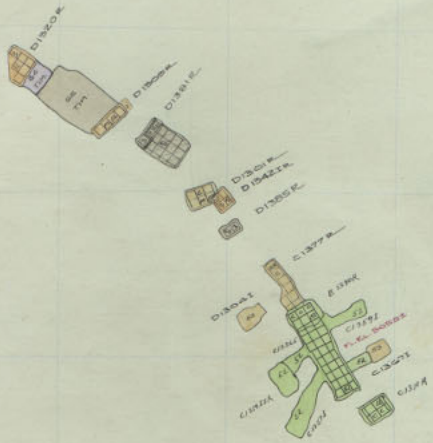
EMILY 700

BADGER 1000

BADGE 900

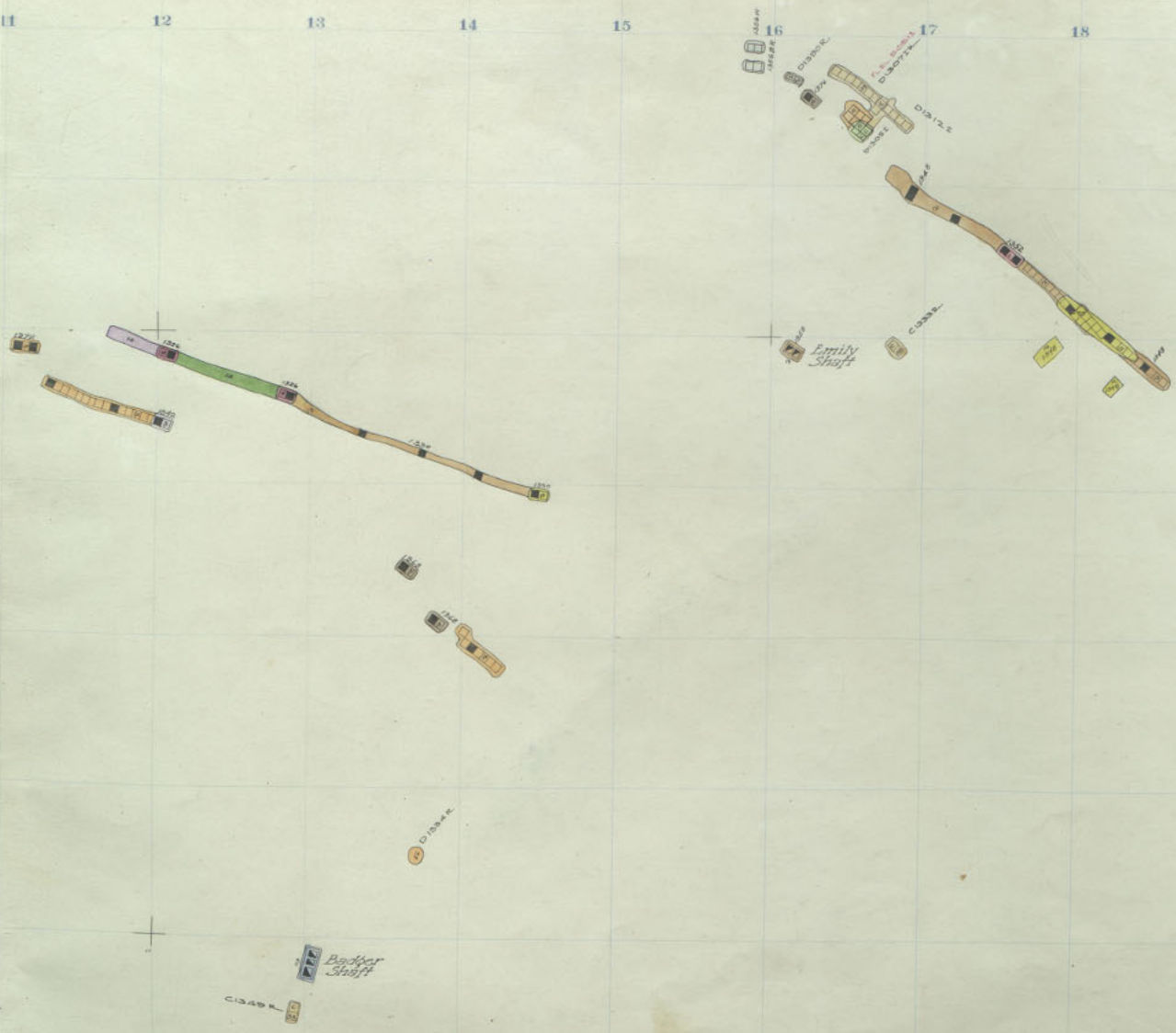
EMILY BADGER

EMILY BADGER



11 12 13 14 15 16 17 18 19 20 21 22

91  
90  
89  
88  
87  
86  
85  
84



Elm Orlu 1300-23

Badger State 1300-15

92 1 2 3 4 5 6 7 8 9 10 11

91

90

89

88

87

86

85

84

Moose Staff

D13524A

D13604P

D13604K

D13601A

D13455K

D13601T

D13601R

D13601S

D13601U

D13601V

D13601W

D13601X

D13601Y

D13601Z

D13601

D13601

D13601

EMILY 700

BADGER 1000

BADGER 900

BADGER 700

EMILY 700

11 12 13 14 15 16 17 18 19 20 21 22

91  
90  
89  
88  
87  
86  
85  
84



Elm Orlu 1300-22

Badger State 1300-14

1300

92 1 2 3 4 5 6 7 8 9 10 11

91

90

Moose Shaft

DINSON

DINSON

DINSON  
DINSON

DINSON  
DINSON

DINSON  
DINSON

DINSON  
DINSON

DINSON

DINSON

DINSON

DINSON

DINSON

DINSON

EMILY  
700

BADGER  
1000

BADGER  
900

BADGER  
800

BADGER  
700

BADGER  
600

84

Badger 1300 - 13

032327

11 12 13 14 15 16 17 18 19 20 21 22

81  
80  
89  
88  
87  
86  
85  
84



Elm Ortu 1300-21

Badger State, 13th Level, 13th Floor.



EMILY  
700

BADGER  
1000

700  
EMILY  
BADGER  
900

700  
EMILY  
BADGER  
900

Moose Shaft

D1324K

D1320K

D1321K

D1322K

D1323K

D1324K

D1325K

D1326K

D1327K

D1328K

D1329K

D1330K

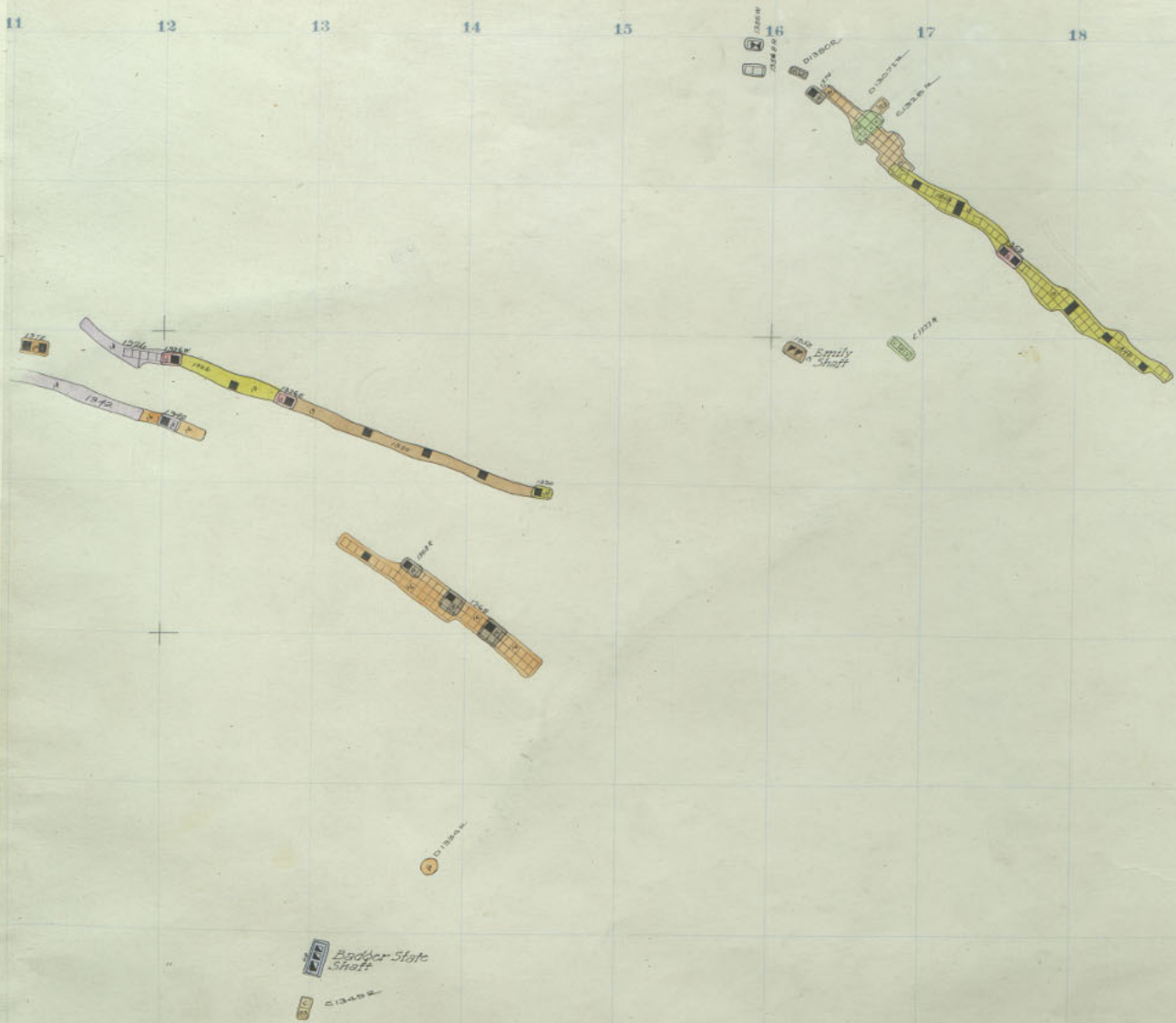
D1331K

D1332K

D1325K  
D1326K

11 12 13 14 15 16 17 18 19 20 21 22

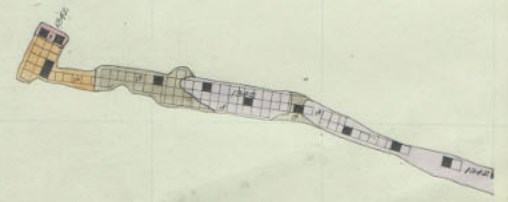
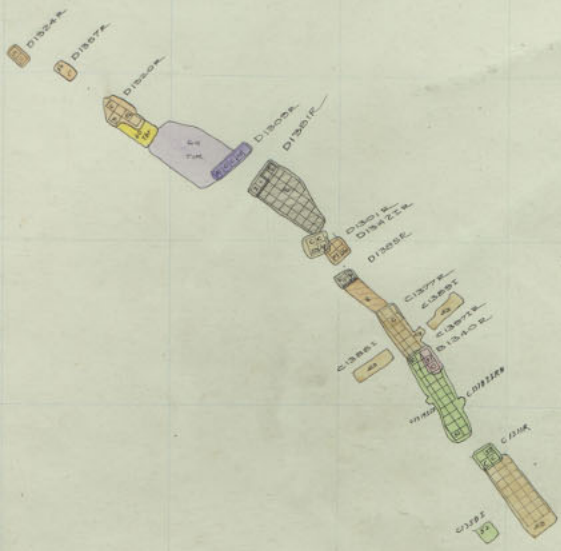
91  
90  
89  
88  
87  
86  
85



Elm Ortu 1300-20

Badger State, 13th Level, 12th Floor

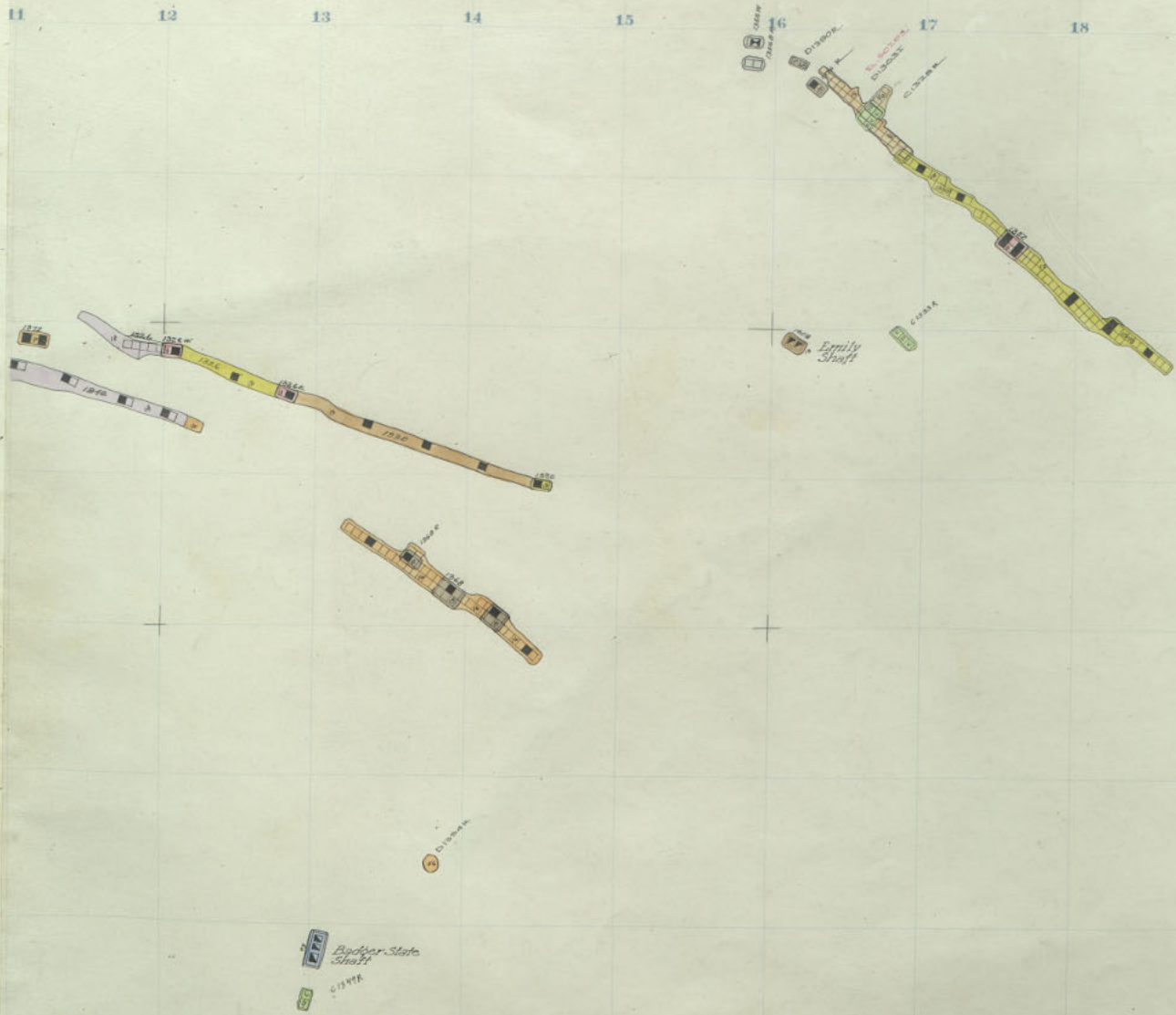
Mopse Staff



EMILY 700  
BADGER 1000  
BADGER 900  
EMILY 700

11 12 13 14 15 16 17 18 19 20 21 22

91  
90  
89  
88  
87  
86  
85  
84



Elm Ortu 1300-19

Badger State, 13th Level, 11th Floor.

*Moore Shaft*

D1824K

D1827K

D1828K

D1829K

D1830K

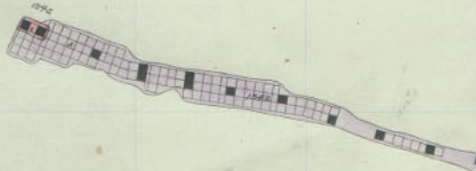
D1831K

D1832K

C1833K

C1834K

C1835K



EMILY 700

BADGER 1000

BADGER 900

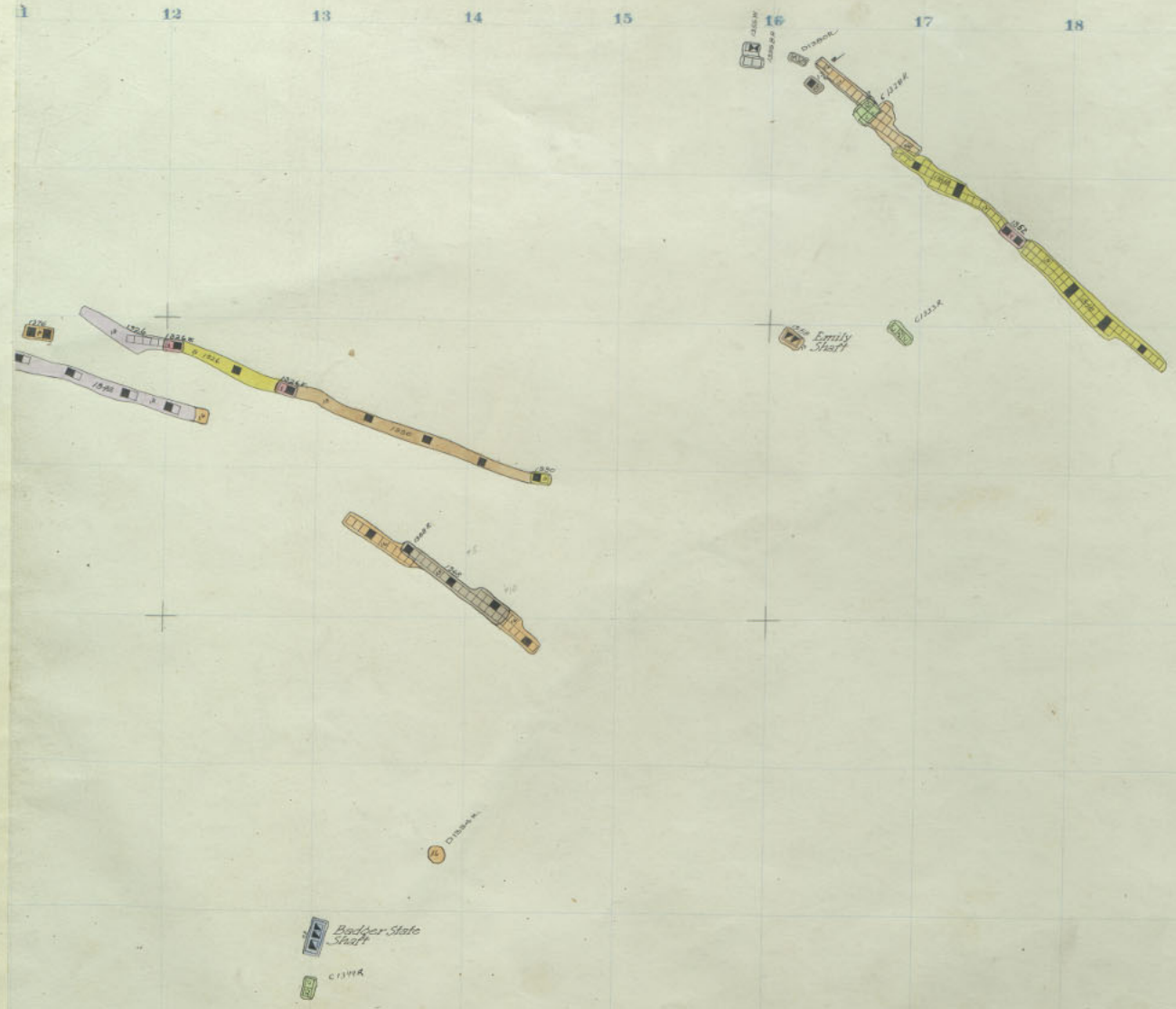
EMILY 700

EMILY 700

D1825K

1 12 13 14 15 16 17 18 19 20 21 22

91  
90  
89  
88  
87  
86  
85  
84



Elm Orlu 1300-18

Badger State, 13th Level, 10th Floor.

Moose Staff

DISBOK

DISBOK

DISBOK

DISBOK

DISBOK

DISBOK

DISBOK

DISBOK

DISBOK

DISBOK

DISBOK

DISBOK

DISBOK

DISBOK

DISBOK

DISBOK

DISBOK

DISBOK

DISBOK

DISBOK

DISBOK

DISBOK

DISBOK

DISBOK

DISBOK

DISBOK

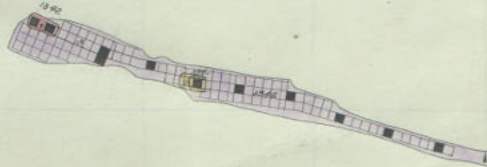
DISBOK

DISBOK

DISBOK


DISBOK

DISBOK



EMILY BADGE 700  
BADGE 1000  
BADGE 900  
EMILY BADGE 700

013258

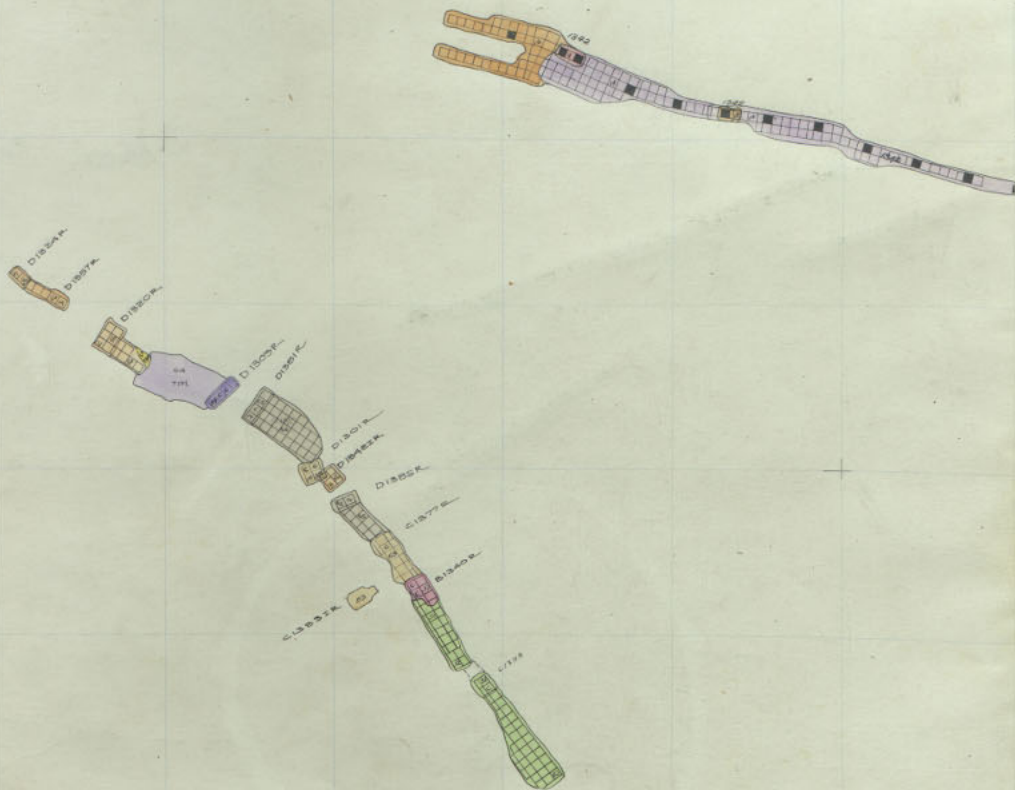


Elm Ortu 1300-17

Badger State, 13<sup>th</sup> Level, 9<sup>th</sup> Floor.



1000  
Moore  
Shaft



EMILY  
700

BADGER  
1000

700  
BADGE  
900

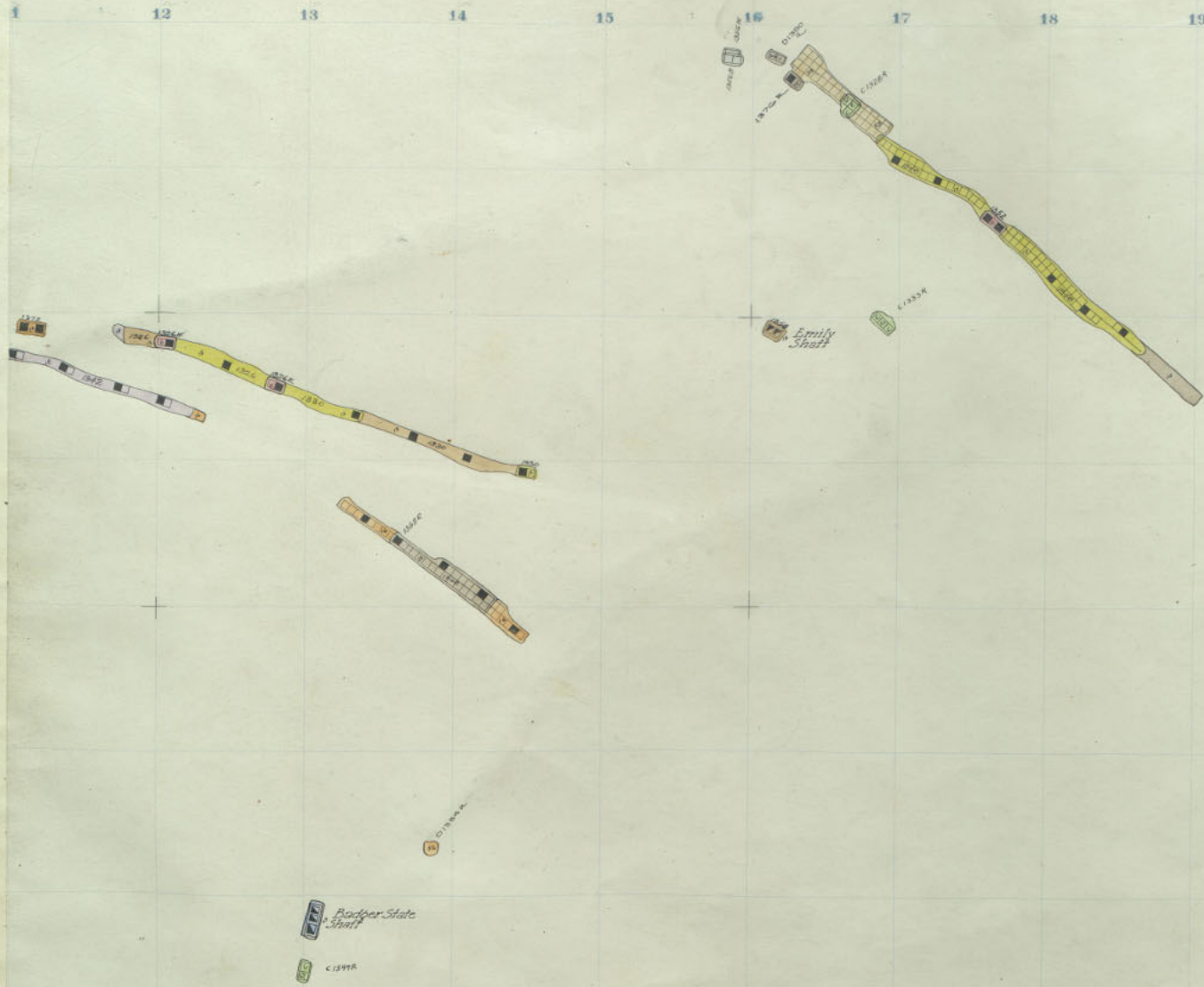
EMILY  
BADGER  
900

700  
EMILY  
BADGER  
900

1000  
DISCON.  
DISCON.  
DISCON.

1 12 13 14 15 16 17 18 19 20 21 22

91  
90  
89  
88  
87  
86  
85  
84



Elm Oriu 1300-16

Badger State, 13th Level, 8th Floor.

Moose Shaft

D1320A

D1320A

D1308A  
D1308E

D1308A  
D1308E

D1308A  
D1308E

C1377A  
C1378A

C1383A

D1340A

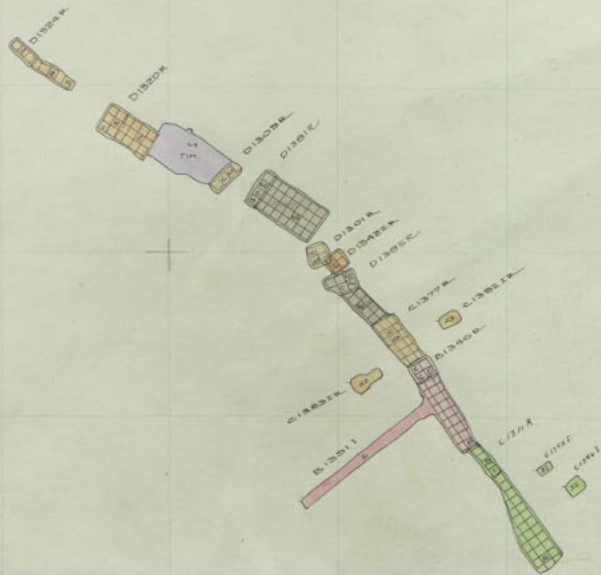

D1301

C1377A  
C1378A

C1377A  
C1378A

D1302A


D1301 D1325A



EMILY 700  
BADGER 1000  
BADGER 900  
EMILY 700  
BADGER 1000  
BADGER 900

1 12 13 14 15 16 17 18 19 20 21 22

91  
90  
89  
88  
87  
86  
85  
84



Elm Ortu 1300-15

Badger State, 13<sup>th</sup> Level, 7<sup>th</sup> Floor


91  
90  
89  
88  
87  
86  
85  
84

EMILY 700  
BADGER 1000  
BADGER 900  
EMILY 700  
BADGER 1100

Moose Shaft



1 12 13 14 15 16 17 18 19 20 21 22



Elm Orlu 1300-14

Badger State, 13th Level, 6th Floor.


92 1 2 3 4 5 306 7 8 9 10 11



EMILY BADGER 700 1100 1000 900 800



11 12 13 14 15 16 17 18 19 20 21 22



Elm Orlu 1300-13 1250 5/11

Badger State, 13<sup>th</sup> Level, 5<sup>th</sup> Floor.



91

90

89

88

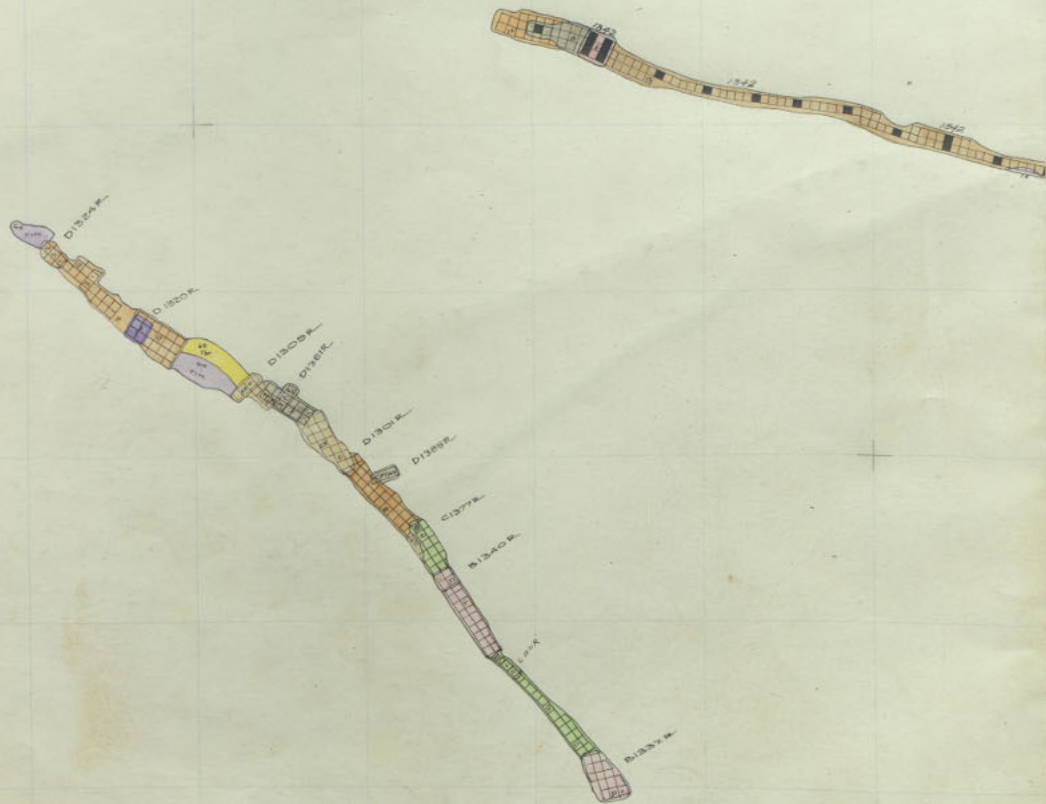
87

86

85

84

Moose Shaft



B1329K

B1329K

EMILY  
700

BADGER  
1000

1000  
BADGE


900  
BADGER

700  
EMILY

700

11 12 13 14 15 16 17 18 19 20 21 22

U.S.G.A. & C. O. The Survey  
Continuation A (13) Badger Area



Elm Orlu 1300-12

Badger State, 13th Level, 4th Floor

91  
90  
89  
88  
87  
86  
85  
84

EMILY  
700

BADGER  
1000

700  
EMILY, BADGER

900

EMILY, BADGER

700

EMILY, BADGER

900

EMILY, BADGER

700

EMILY, BADGER

700


Moose  
Shaft



D1332A

11 12 13 14 15 16 17 18 19 20 21 22

91  
90  
89  
88  
87  
86  
85  
84



ElmOrtu 1300-11

Badger State, 13th Level, 3rd Floor.

92 1 2 3 4 5 6 7 8 9 10 11

91

90

89

88

87

86

85

84

Moose Staff



EMILY  
700

BADGER  
913

BADGER  
1000

BADGER  
900

700  
EMILY, BADGER

EMILY, BADGER

EMILY, BADGER

EMILY, BADGER

EMILY, BADGER

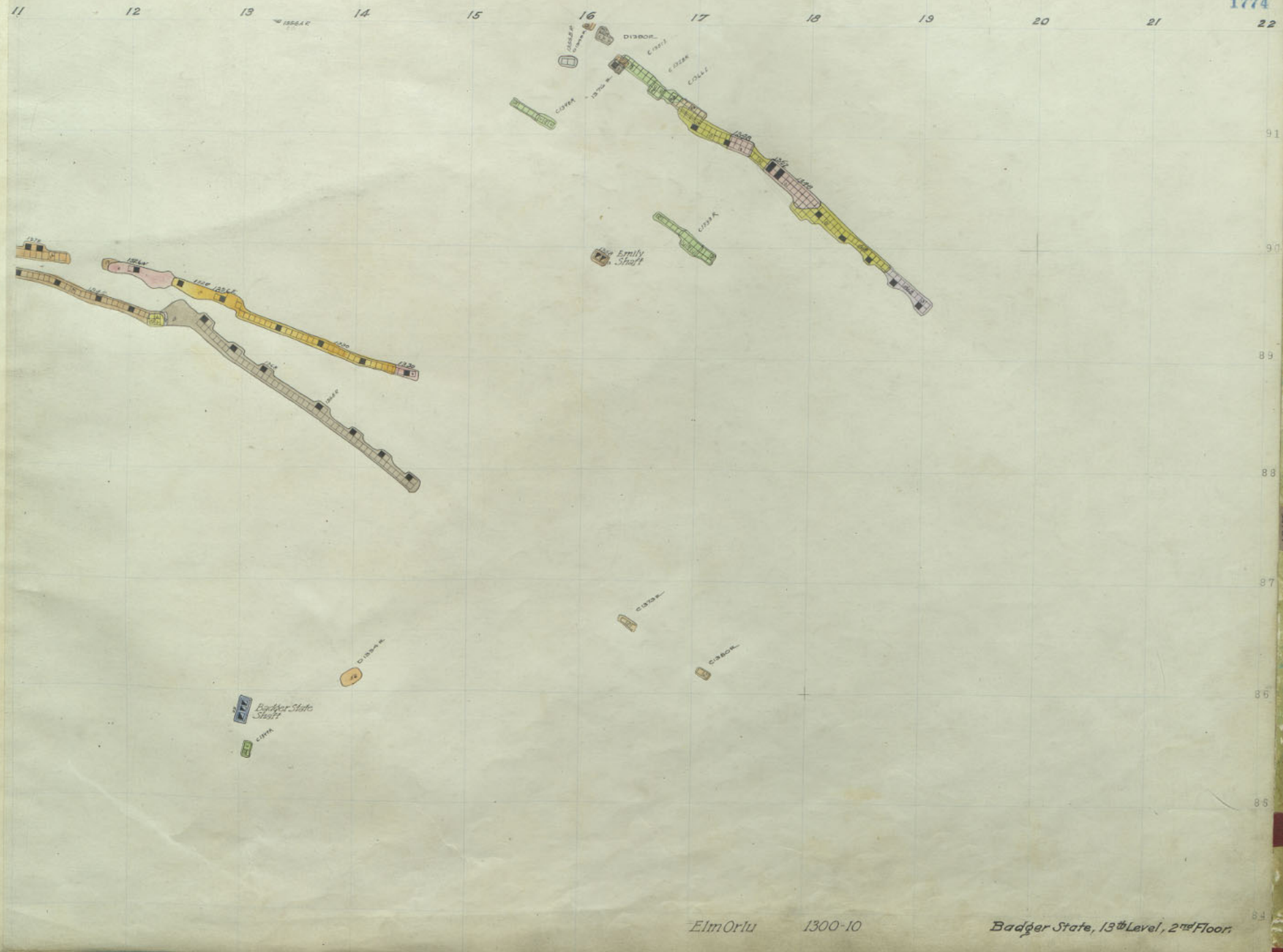
EMILY, BADGER

EMILY, BADGER

EMILY, BADGER

D 1302A

11 12 13 14 15 16 17 18 19 20 21 22



ElmOrtu 1300-10

Badger State, 13<sup>th</sup> Level, 2<sup>nd</sup> Floor

1300  
Z.O.

92 1 2 3 4 5 6 7 8 9 10 11

91

90

89

88

87

86

85

EMILY 700  
BADGER 910  
BADGER 1000  
BADGE 900  
BADGER 1100  
EMILY 700

Moose Staff

D1324A

D1320A

D1309A  
D1381E

D1301A  
D1388A

C1377E  
B1340E

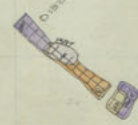

C09A

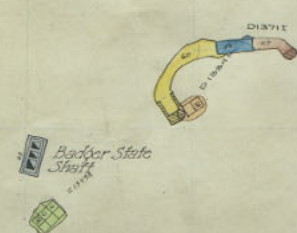
B1322E

B1302E

B1316

B1325E





9.1  
9  
8.9  
8.8  
8.7  
8.6  
8.5  
8.4





EMILY 700

BADGER 900

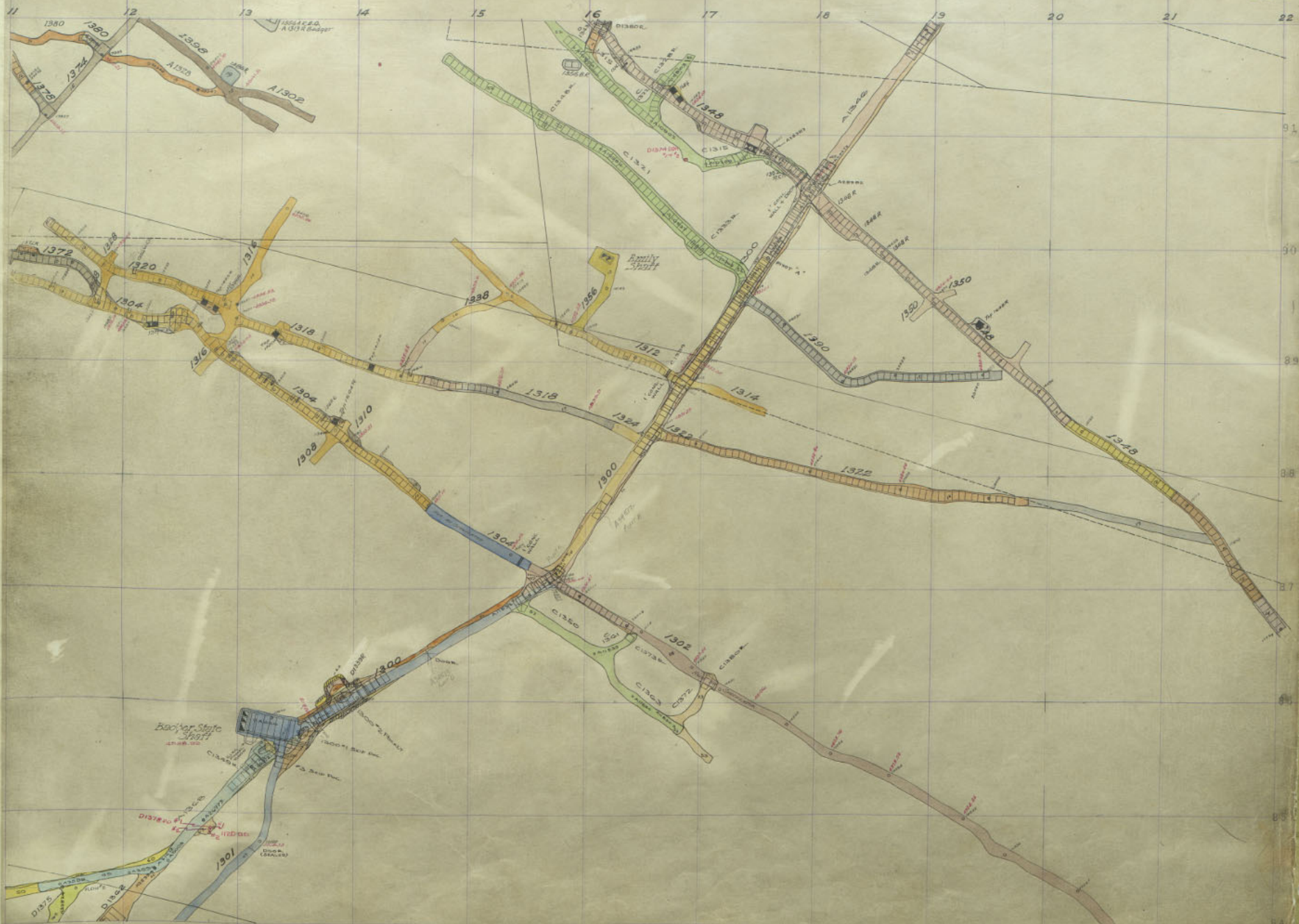
BADGER 1000

BADGER 900

EMILY 700

EMILY 900

Badger Moose 1300 511



Elm Orlu 1300-8

Badger State, 13th Dist. 4928.39

1300  
F.O.

92 1 2 3 4 5 6 7 8 9 10

91

90

89

88

87

86

85

84

EMILY  
700

812  
%

BADGE  
1000

BADGE  
900

BADGE  
700

EMILY  
BADGE  
700

12

13

14

15

16

17

18

19

20

21

22

91

90

89

88

87

86

85

*Blank*

84

1777

1778

92	1	2	3	4	5	6	7	8	9	10
91										
90										
89										
88										
87										
86										
85										
84										

EMILY  
700

812

BADGER  
1000

700 1100 1000  
EMILY, BADGER, 900

12

13

14

15

16

17

18

19

20

21

22

91

90

89

88

87

86

85

*Blank*

84

1300  
F.O.

1779

92	1	2	3	4	5	6	7	8	9	10
91										
90										
89										
88										
87										
86										
85										
84										

EMILY  
700

812

BADGER  
1000

700  
EMILY  
BADGER  
900

EMILY  
BADGER  
900

12

13

14

15

16

17

18

19

20

21

22

91

90

89

88

87

86

85

*Blank*

84

1779



	1	2	3	4	5	6	7	8	9	10
92										
91										
90										
89										
88										
87										
86										
85										
84										

EMILY  
700

BADGE  
S 15 1/2

BADGE  
1000

BADGE  
900

BADGE  
N 1

700  
EMILY  
BADGE N 1

700  
EMILY  
BADGE N 1

12

13

14

15

16

17

18

19

20

21

22

91

90

89

88

87

86

85

84

*Blank*

1780

92	1	2	3	4	5	6	7	8	9	10
91										
90										
89										
88										
87										
86										
85										
84										

EMILY  
700

BADGE  
1000

BADGE  
1000

BADGE  
900

BADGE  
900

700  
EMILY

12

13

14

15

16

17

18

19

20

21

22

91

90

89

88

87

86

85

*Blank*

84

1781

92 1 2 3 4 5 6 7 8 9 10

91



90



8 ft. at top of last floor was run in 1870 or 1871  
Moose Shaft

89

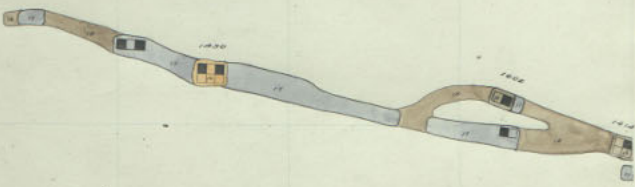
88

87

86

85

84



EMILY  
700

BADGER  
818 2

BADGER  
1000

BADGER  
900

BADGER  
1100

BADGER  
700

EMILY  
BADGER

12

13

14

15

16

17

18

19

20

21

22

9.1

9.0

8.9

8.8


8.7

8.6

8.5

8.4

0.001  
0.002



Elm Orlu 1300-7

Badger State 1600-38  
1400-20

92 1 2 3 4 5 6 7 8 9 10

91

90

89

88

87

86

85

84

Badger

1400 - 19

EMILY  
700

BADGER  
S 12 1/2

BADGER  
1000

BADGER  
900

BADGER  
N 1


700  
EMILY

700  
EMILY



Moose  
Shaft





Elm Ortu 1300-6

Badger State 1600-37  
" " 1400-19

1783



92 1 2 3 4 5 6 7 8 9 10

91

90

89

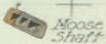
88

87

86

85

84



EMILY  
700

BADGER  
S 13 2

BADGER  
1000

BADGER  
900

BADGER  
N 1

700  
EMILY

700  
EMILY

700  
EMILY

700  
EMILY

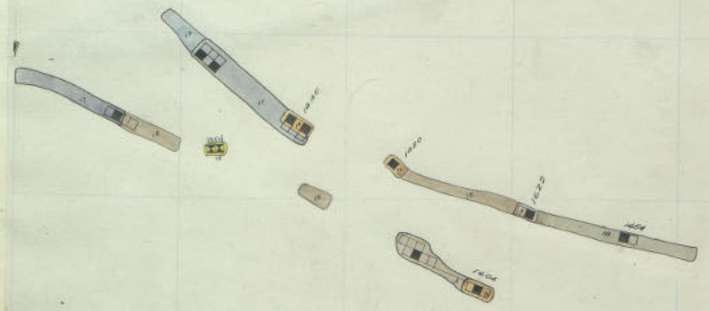
700  
EMILY

700  
EMILY

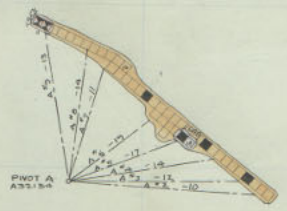
700  
EMILY

12 13 14 15 16 17 18 19 20 21 22

91  
90  
89  
88  
87  
86  
85  
84



Emily Staff



Badger State Staff

Elm Ortu 1300-5

Badger State 1600-36  
" " 1400-13

92 1 2 3 4 5 6 7 8 9 10

91

90

89

88

87

86

85

84

EMILY  
700

BADGER  
812

BADGE  
1000

BADGE  
900

BADGER  
700

EMILY  
BADGER  
700

EMILY  
BADGER  
700

EMILY  
BADGER  
700

EMILY  
BADGER  
700

EMILY  
BADGER  
700

EMILY  
BADGER  
700

EMILY  
BADGER  
700



Moose  
Start





92 1 2 3 4 5 6 7 8 9 10

91

90

89

88



87

86

85

84

EMILY 700  
BADGER 1000  
BADGER 900  
EMILY 700



12

13

11

15

16

17

18

19

20

21

23

91

90

89

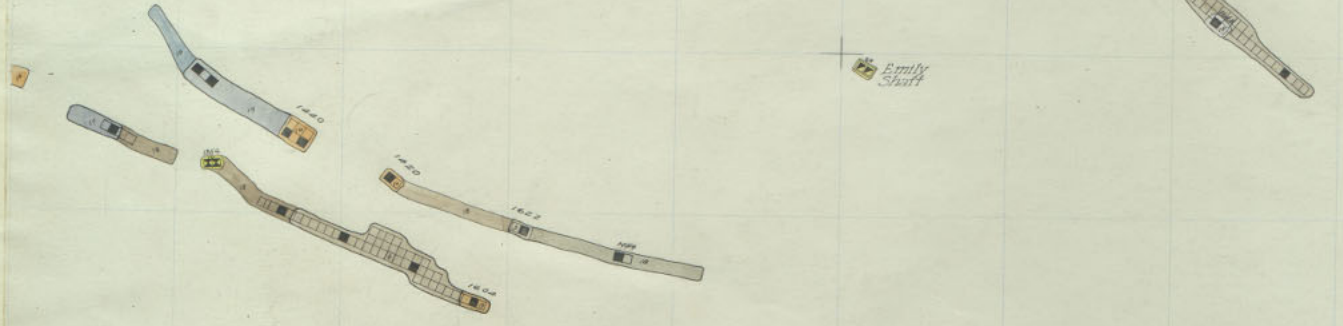
88

87

86

85

84




Emily Street

Rocky Street

Elm Orlu 1300-3

Badger State 1800-34  
1400-16



Moose  
Spott

EMILY  
700

BADGER  
910

BADGER  
1000

BADGER  
900

BADGER  
900

700  
EMILY  
BADGER

12

13

11

15

16

17

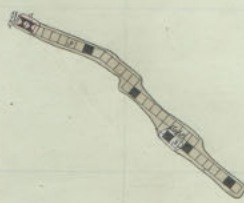
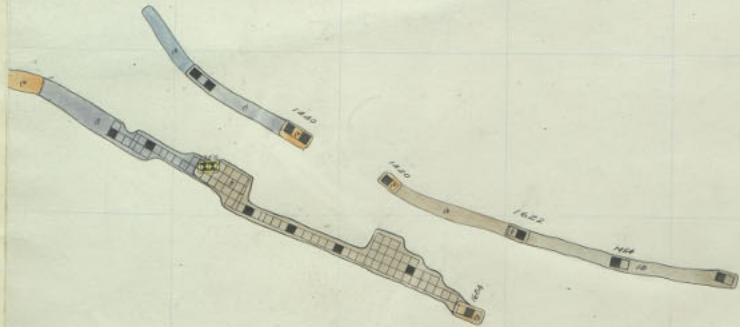
18

19

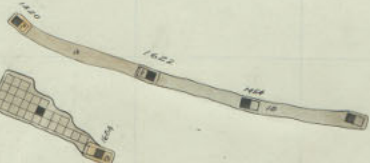
20

21

22



1444  
1445



Elm Ort 1300-2

Badger State 1600-33  
Badger 1400-15

91  
90  
89  
88  
87  
86  
85  
84

1787



92 1 2 3 4 5 6 7 8 9 10

91

90

89

88

87

86

85

84

EMILY  
700

BADGER  
S 100

BADGER  
1000

BADGER  
900

BADGER  
700

EMILY  
700

Badger

1000 - 14

1000  
Shelf

1000

1000

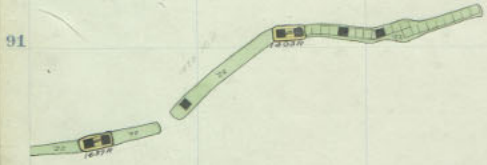
1000

1000

1000

1000

1000



12 13 14 15 16 17 18 19 20 21 22

91

90

89

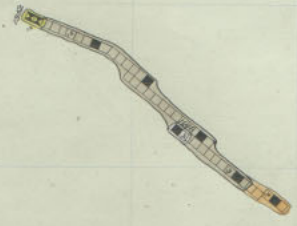

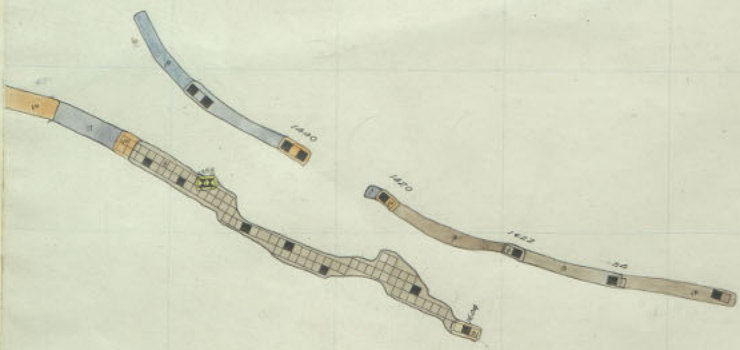
88

87

86

85

84



Emily Shaft

Badger State Shaft

Elm Ortu 1300-1

Badger State 1600-32  
1400-14

1300  
1400

92 1 2 3 4 5 6 7 8 9 10

91

90

89

88

87

86

85

84

EMILY  
700


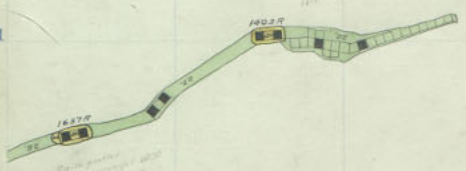
BADGER  
512

BADGER  
1000

BADGER  
1500

BADGER  
2000

700  
EMILY  
BADGER



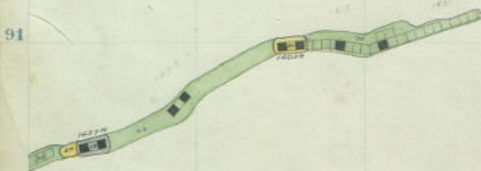
12 13 14 15 16 17 18 19 20 21 22

91  
90  
89  
88  
87  
86  
85  
84

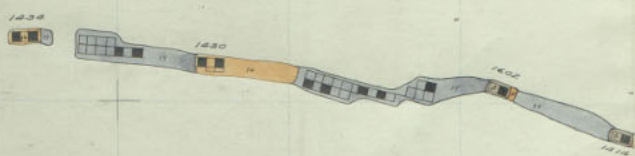



 Backer State  
 Sheet

92 1 2 3 4 5 6 7 8 9 10



Moose Shaft



700  
EMILY  
BADGER  
1100  
GE  
1300  
1000  
1000  
1000

12

13

14

15

16

17

18

19

20

21

22

91

90

89

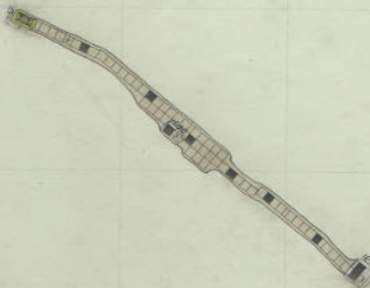
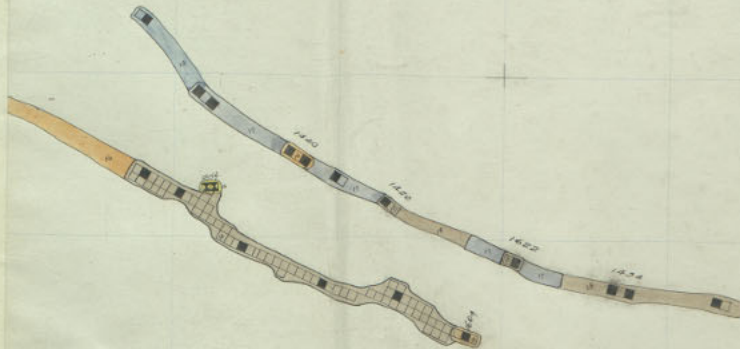
88

87

86

85

84



Emily Swift

Badger State Shell

Badger State 1600-30  
" " 1400-12

700

EMILY, BADGER

1100

BADGER

912

EMILY

700

5

1000





