

3-0



STOPE BOOK
BADGER STATE
CENTER

Levels 14-18

T29



1400

1500

1600

1800

1400
1400

1500
E.O.

1600
N. BADGER

1800
BADGER

311

312

313

314

315

316

317

318

319

320

321

322

1400
E.0

391

1500
E.0

390

1600
E.0

389

1800
E.0

388

387

386

385

384

300 301 302 303 304 305 306 307 308 309 310 311

1500
E.O.

1500
E.O.

1600
BADGER

1800
BADGER

391

390

389

388

387

386

385

384

1600 - 29

311 312 313 314 315 316 317 318 319 320 321 322

301

300

300

300

300

300

300

300

Work prior to 1925
is colored with Neutral
fast water color


1400
F.O.

1500
F.O.

1600
BADGER

1800
BADGER

300 301 302 303 304 305 306 307 308 309 310 311



Moose Staff

384
Badger
1400 - 11
1600 - 29



311 312 313 314 315 316 317 318 319 320 321 322

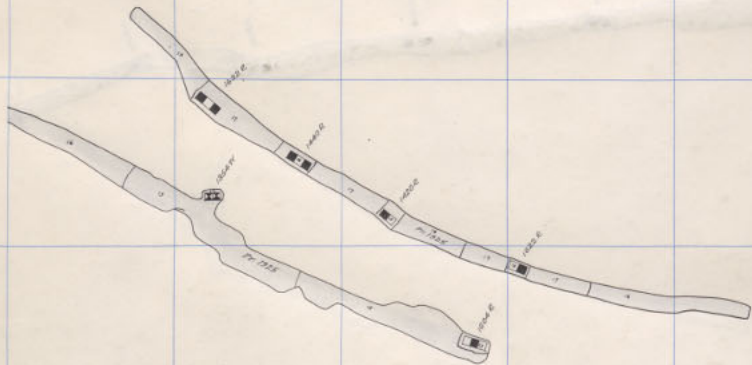
1400

1500

1600

1800

391
390
389
388
387
386
385
384



Early Staff




Backer 1400-11
" 1600-29

1500
Badger

1500
Badger

1600
Badger

1800
Badger



Badger

1400 - 10
1600 - 28

311 312 313 314 315 316 317 318 319 320 321 322

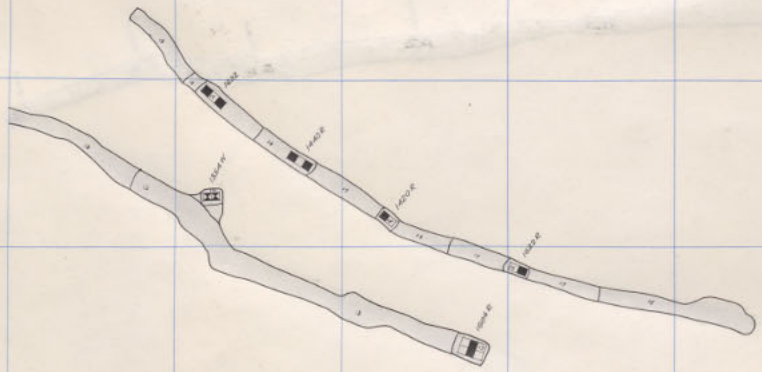
391
390
389
388
387
386
385
384

1400

1500


1600

1800



Баггер 1400-10
" 1600-28

1500
1500
1600
1600
1700
1700
1800
1800



Badger
1400 - 9
1600 - 27

311 312 313 314 315 316 317 318 319 320 321 322

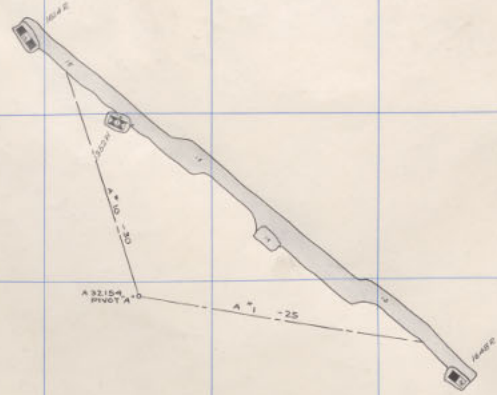
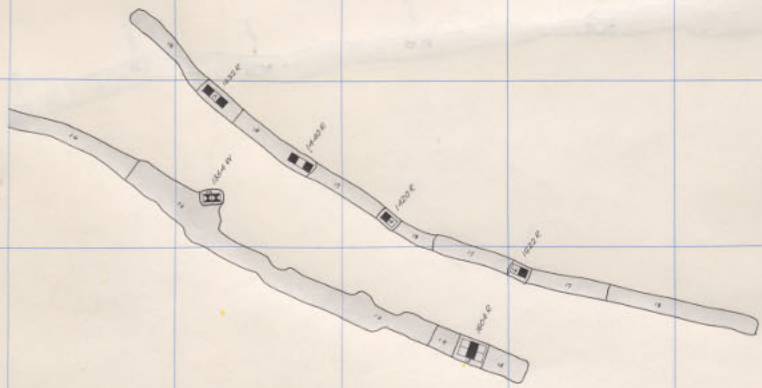
1400

1500

1600

1800

391
390
389
388
387
386
385
384




Badger 1400-9
 1600-27
 Pilot 1200-5111

1400
Badger

1500
Badger

1600
Badger

1800
Badger



Elm Orts 1500-20
Badger 1400-8
" 1600-26

311 312 313 314 315 316 317 318 319 320 321 322

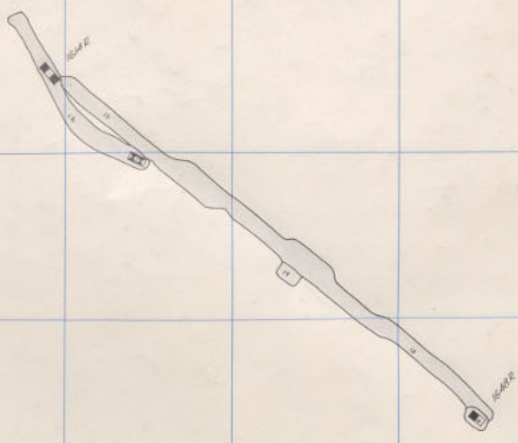
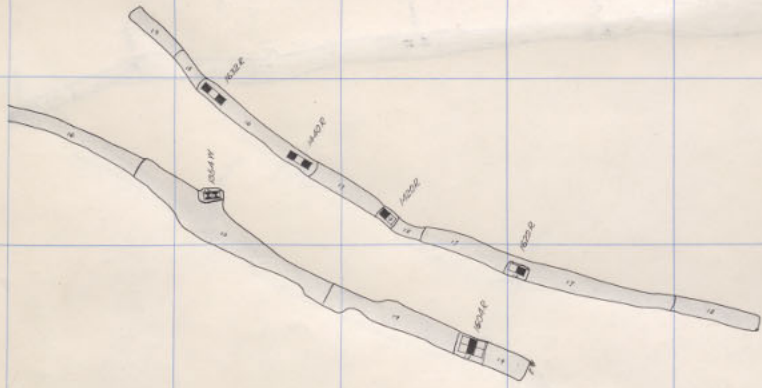
361
390
389
388
387
386
385
384

Badger 1400

1500
E.O.

1600
Badger 1

1800



Badger 1400-8
1600-26

1400
BADGER

1500
BADGER

1600
BADGER

1800
BADGER

300 301 302 303 304 305 306 307 308 309 310 311

391

390

389

388

387

386

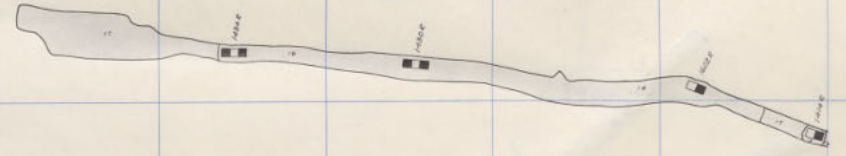
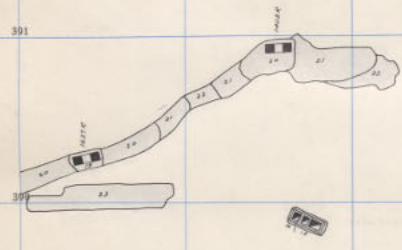
385

384

Point

AMTR

1200



Elm Ortu
Badger
1500-19
1400-7
1600-25

311 312 313 314 315 316 317 318 319 320 321 322

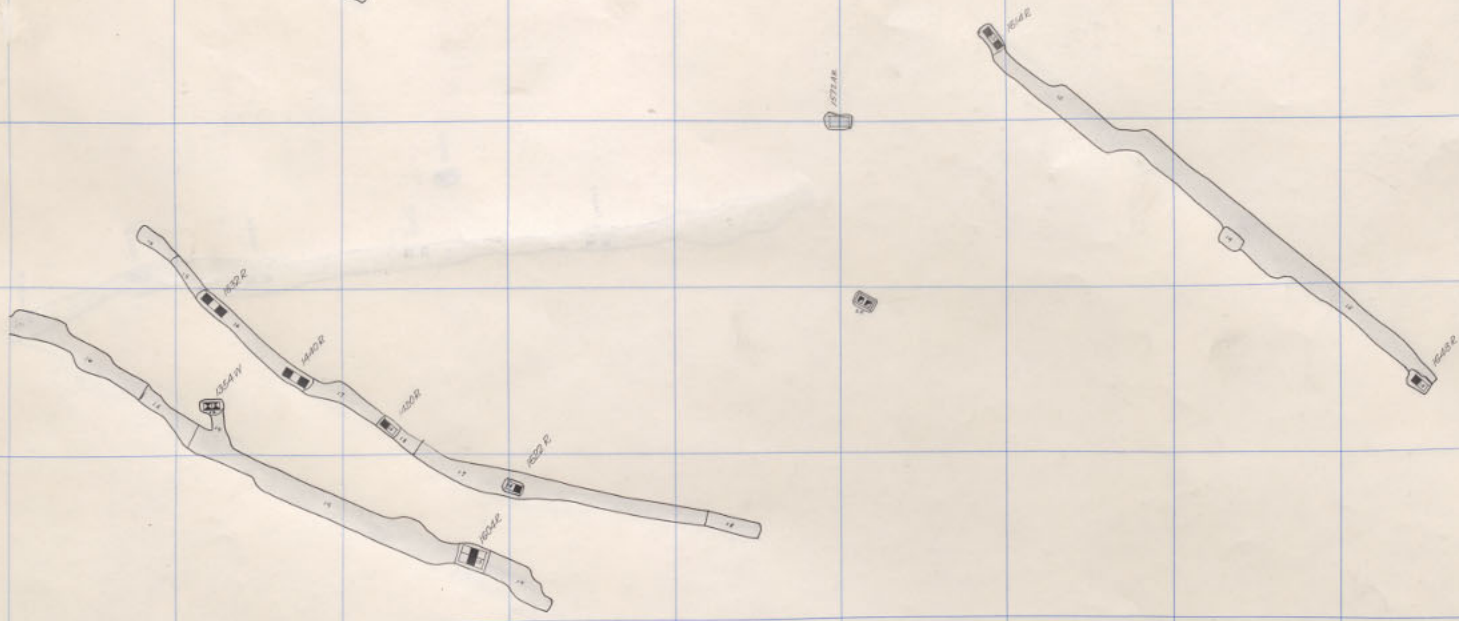
1400

1500

1600

1800

391
390
389
388
387
386
385
384



Balper 1400-7
1600-25

1500
E.O.


1500
E.O.

1600
BADGER

1800
BADGER

Plan 1500-18

AMTR



Elm Orlu
Badger
1500-18
1400-6
1600-24



311 312 313 314 315 316 317 318 319 320 321 322

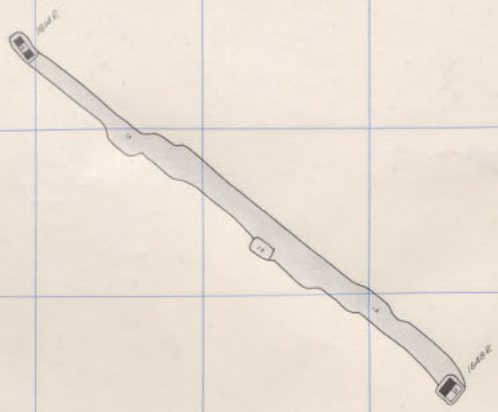
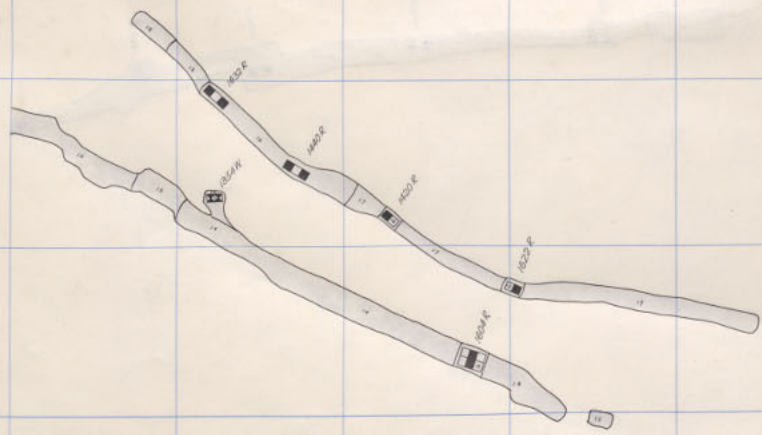
391
390
389
388
387
386
385
384

1400

1500

1600

1800



Badger 1400-6
" 1600-24

PROCESSED

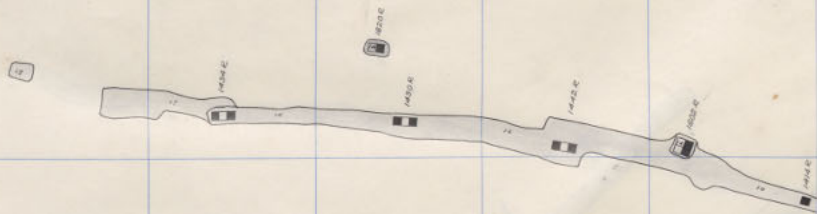
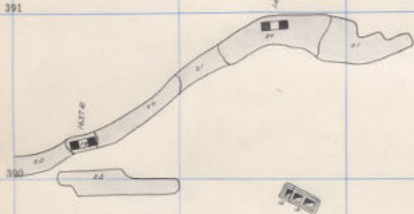
300 301 302 303 304 305 306 307 308 309 310 311

1500
BADGER

1600
BADGER

1700
BADGER

1800
BADGER



Altitude
 Badger
 "

1500-17
 1400-5
 1600-23

311 312 313 314 315 316 317 318 319 320 321 322

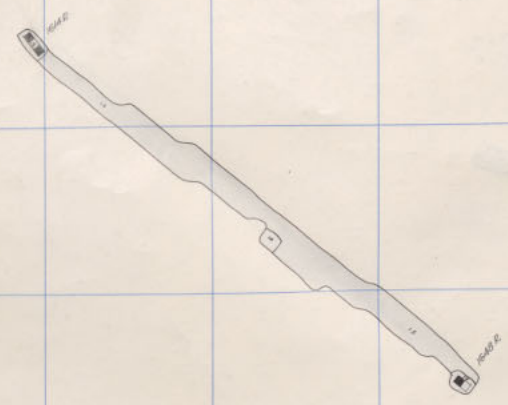
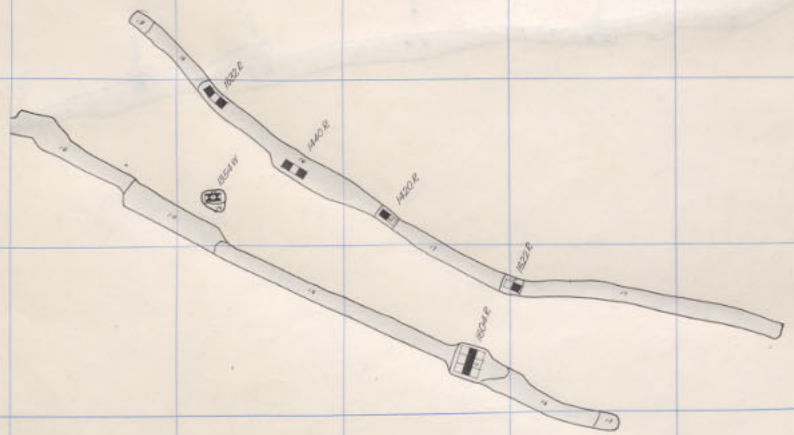
391
390
389
388
387
386
385
384

1400

1500

1600

1800



Badger 1400-5
" 1600-23

1500
BADGER


1500
E.O.

1600
BADGER

1800
BADGER

From 1579-16

1600-16
SHUT OF A MINE



ElmOrtu
Badger
1500-16
1400-4
1600-22

311 312 313 314 315 316 317 318 319 320 321 322


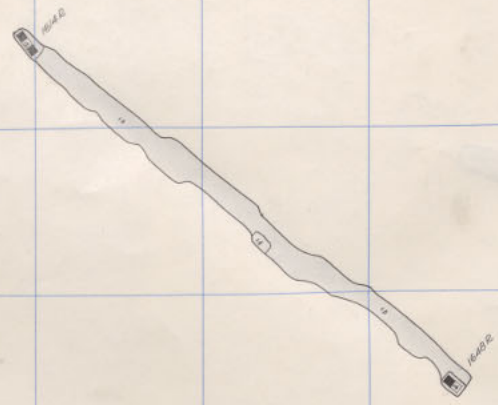
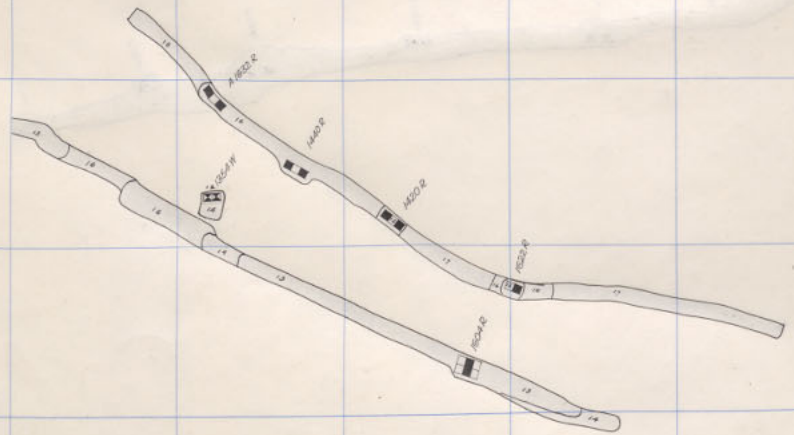
1400

1500

1600

1800

391
390
389
388
387
386
385
384



Badger
1400-4
1600-22

1500
E.O.

1600
E.O.

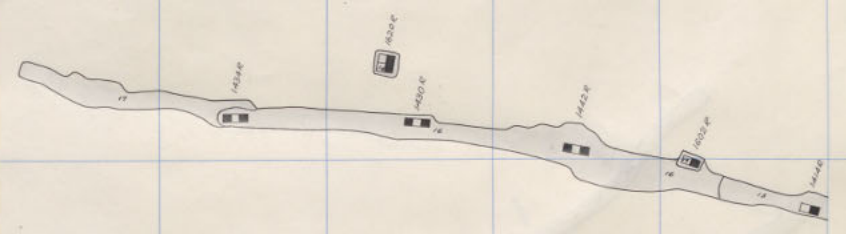
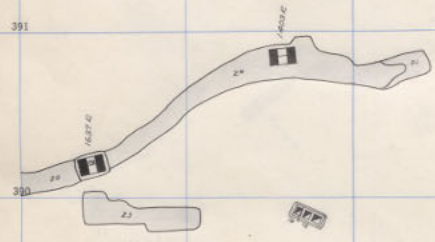
1600
BADGER

1800
BADGER

300 301 302 303 304 305 306 307 308 309 310 311

391 390 389 388 387 386 385 384

Sample 5

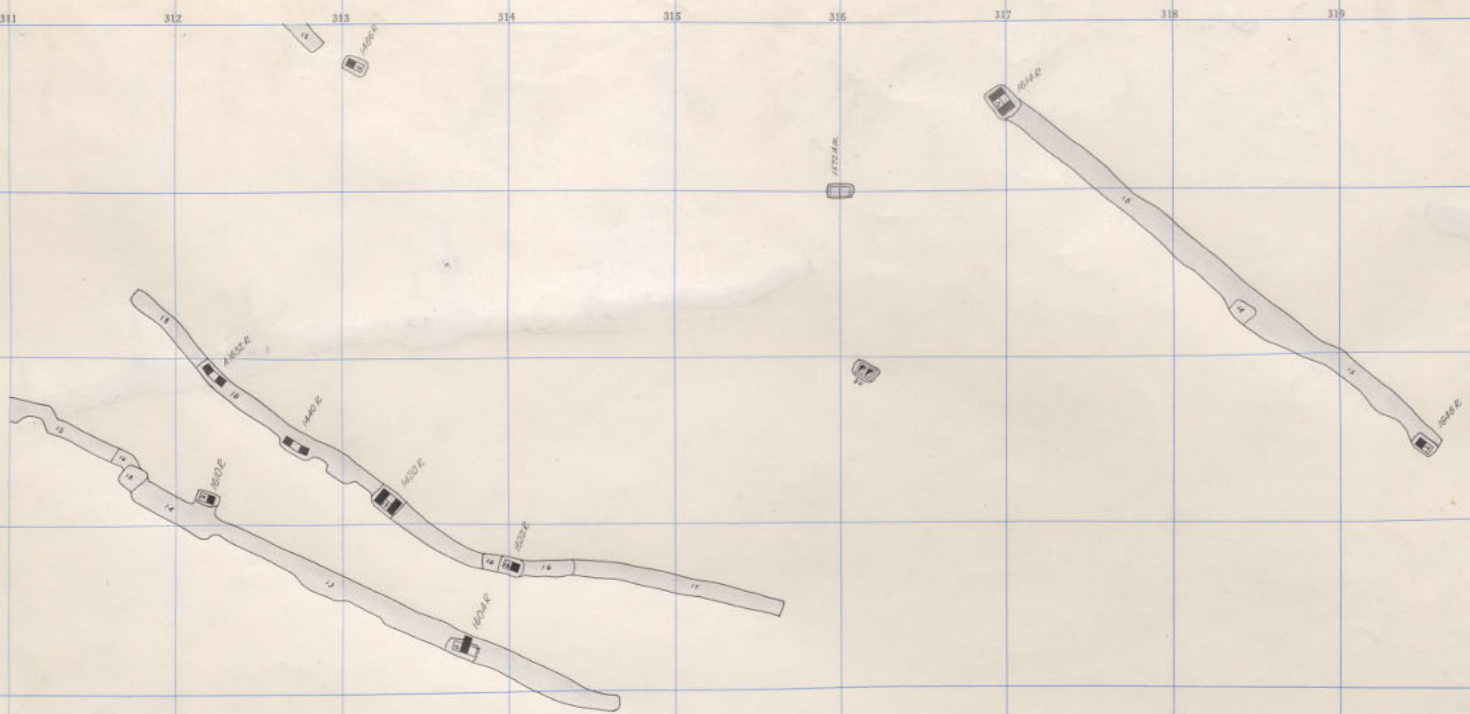


ElmOrtu
Badger
" 1500-15
1400-3
1600-21

311 312 313 314 315 316 317 318 319 320 321 322

391
390
389
388
387
386
385
384


1400
1500
1600
1800



1000
1002

Badger
1400-3
1600-21

1400
1500
1600
BADGER



Elm Orlu
 Badger
 " 1500-14
 " 1400-2
 " 1600-20

311 312 313 314 315 316 317 318 319 320 321 322

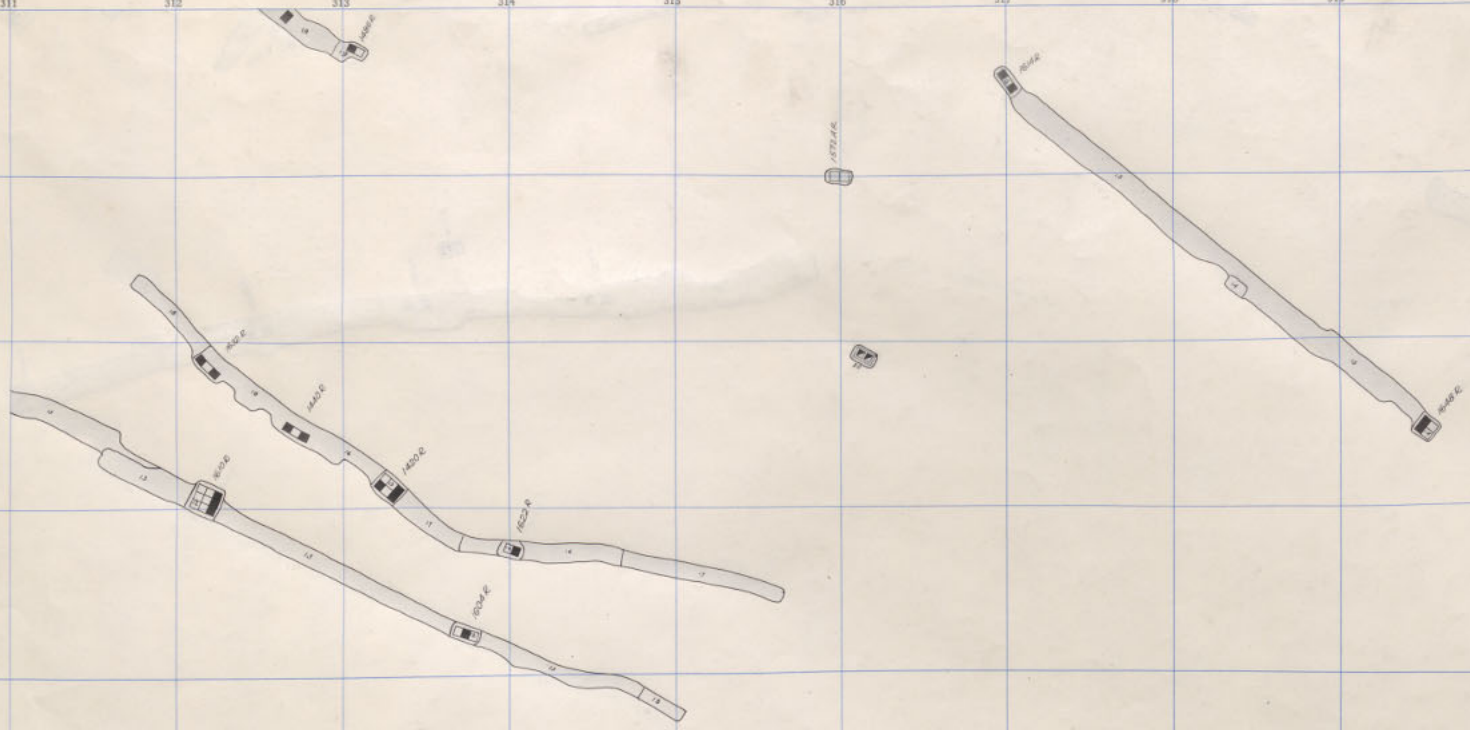
1400

1500

1600

1800

391
390
389
388
387
386
385
384



Badger
1400-2
1600-20

Page 1700-13

1500
1400

1500
E.O.

1600
BADGER

1800
BADGER

300 301 302 303 304 305 306 307 308 309 310 311

391

390

389

388


387

386

385

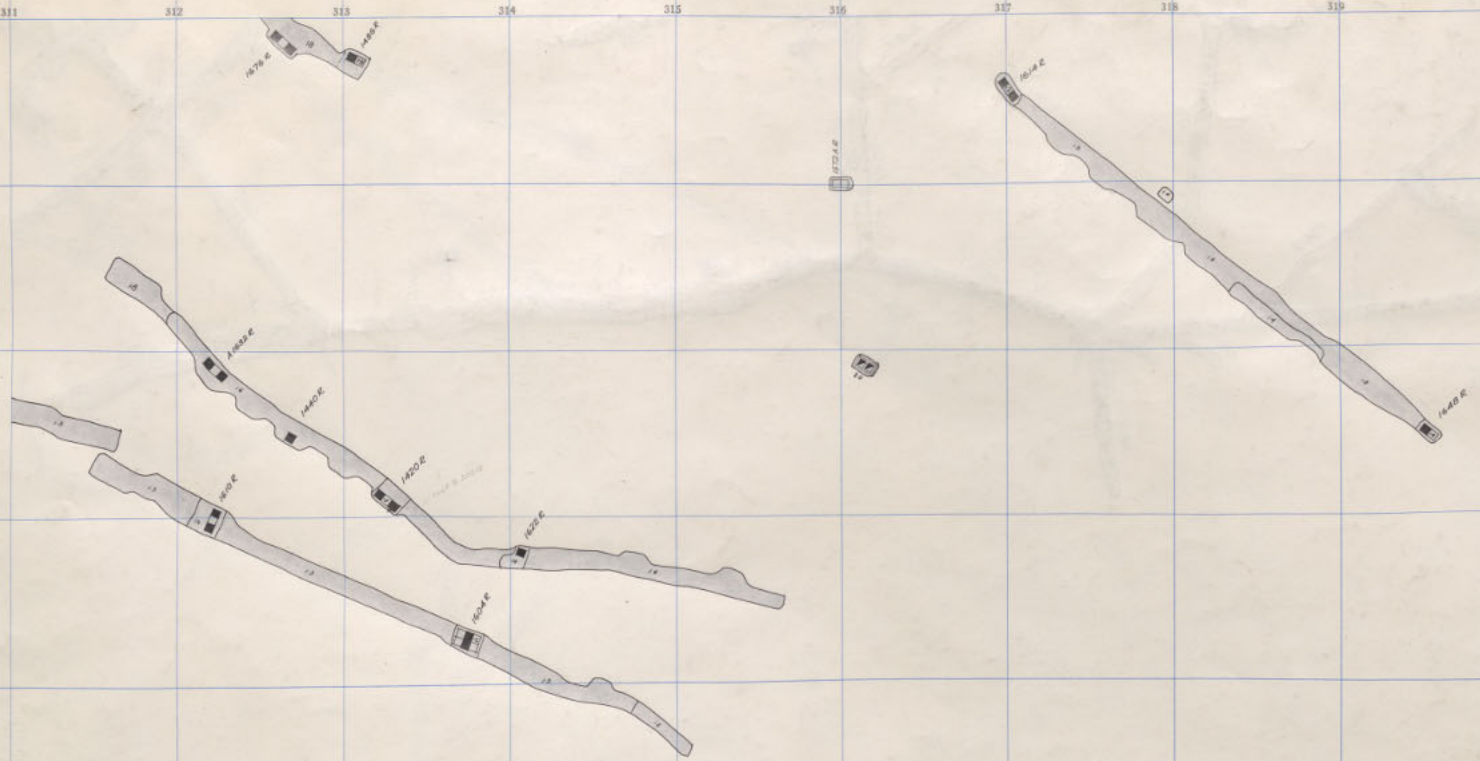
384

Elm Ort
Badger
" 1500-13
1400-1
1600-19



311 312 313 314 315 316 317 318 319 320 321 322

1400
1500
1600
1800



112
113
114


Elm Orts 1500-13 Badger 1400-1 1600-19

1500
BADGER

1500
E.O.

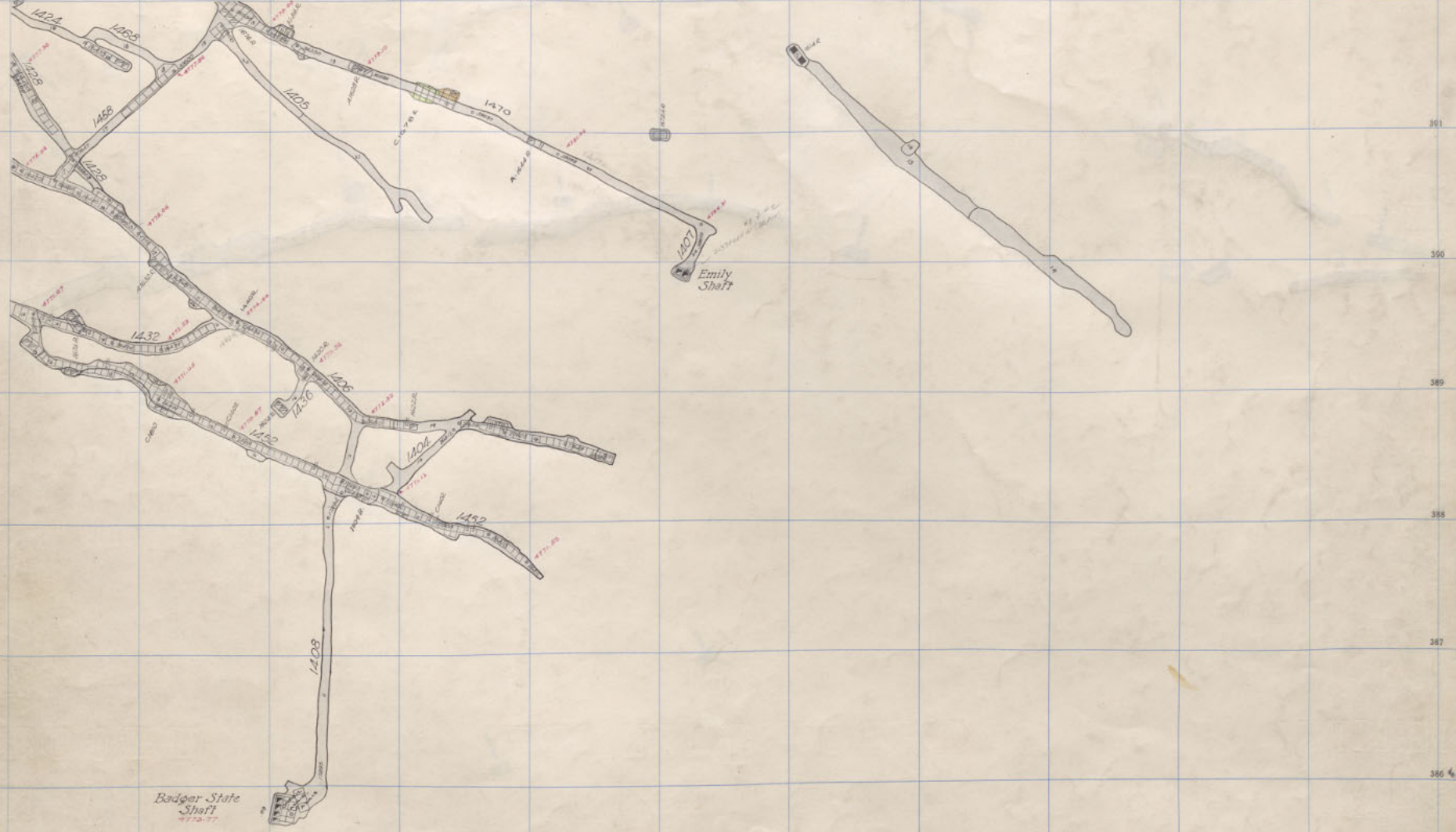
1600
BADGER

1800
BADGER



Elm Ort
Badger
1500-12
1400 Sill
1600 - 15

311 312 313 314 315 316 317 318 319 320 321 322



1500
E.O.
1600
Badger
1800

Badger State
Shaft
9772-77

Emily
Shaft

Elm Ort 1500-12 Badger 1400 Still 1600-18

384

1500
E.O.

1600
BADGER

1800
BADGER

300 301 302 303 304 305 306 307 308 309 310 311

391

390

389

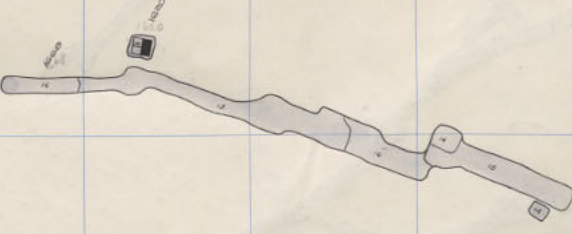
388

387

386


385

384



Elm Ortu
Badger
1500-11
1600-17

311 312 313 314 315 316 317 318 319 320 321 322




1500
E.O.
1600
Başer
1800

1500
E.O.

1600
BADGER

1800
BADGER




Elm Oritu
Badger

1500-10
1600-16

311 312 313 314 315 316 317 318 319 320 321 322

391
390
389
388
387
386
385
384



1500
1600
1800
Badger

1500
E.O.

1600
BADGER

1800
BADGER

300 301 302 303 304 305 306 307 308 309 310 311

391

390

389

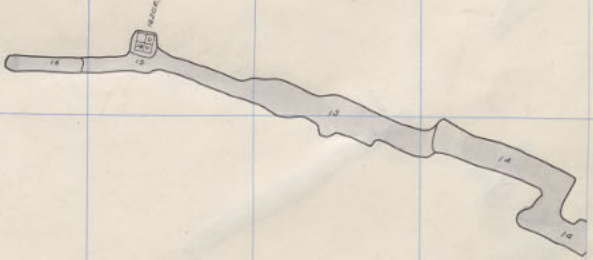
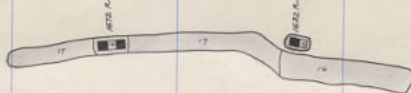
388

387

386

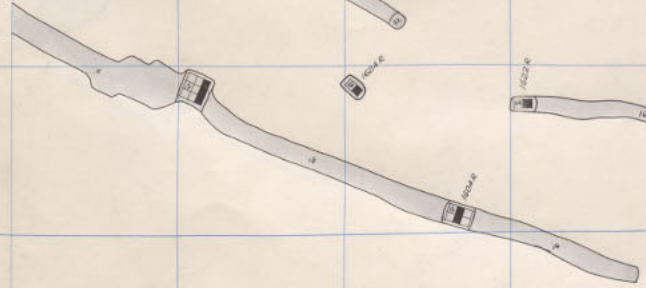
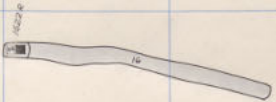
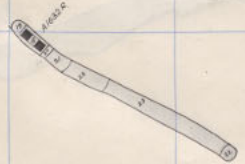
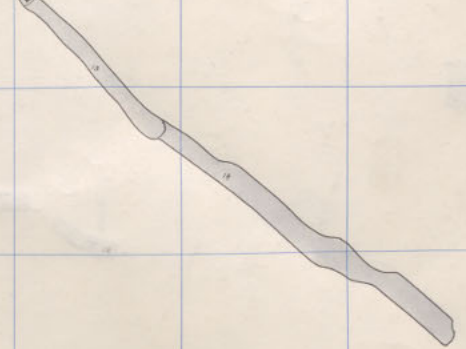
385

384



Elm Ortu
Badger 1500-9
1600-15

311 312 313 314 315 316 317 318 319 320 321 322



1500
E.O.

1600
Bayer

1800
Bayer


391
390
389
388
387
386
385
384

Elm Ort 1500-9 Badger 1600-15

1500
E.O.

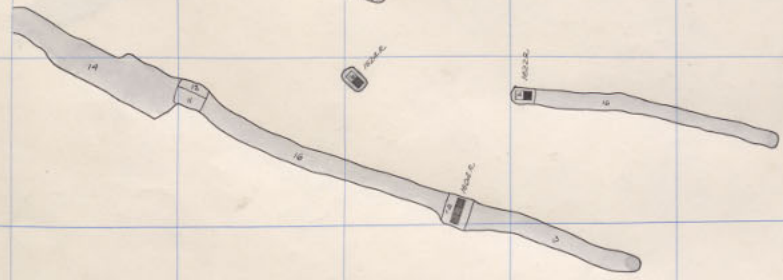
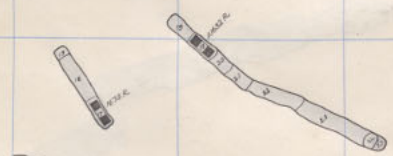
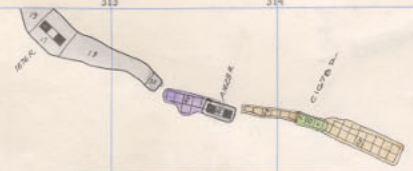
1600
BADGER

1800
BADGER



Elm Oritu
Badger 1500-8
1600-14

311 312 313 314 315 316 317 318 319 320 321 322



391
390
389
388
387
386
385
384

1500
E.O.
1600
Badger
1800
Badger


Elm Ortu 1500-8

Badger Pilot 1600-14
1600-15

1500
E.O.

1600
BADGER

1800
BADGER



Elm Ortu
Badger 1500-7
1600-13

311 312 313 314 315 316 317 318 319 320 321 322

391

390

389

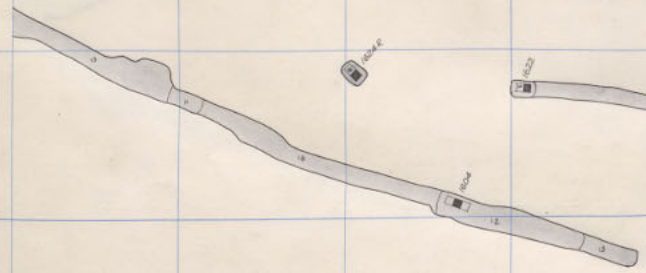

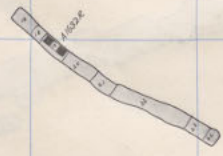
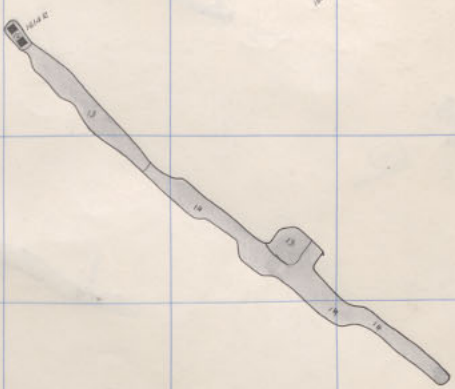
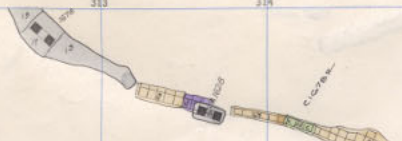
388

387

386

385

384



1500
E.O.

1600
Badger

1800
Pilot


Elm Ort 1500-7

Badger Pilot 1600-13
1600-14

1500
E.O.





1600
BADGER

1800
BADGER



Elm Or'u 1500-6
Badger 1600-12

311 312 313 314 315 316 317 318 319 320 321 322



1500
E.O.

1600
Bagger 1

1800
Bagger 2

Elm Ortu 1500-6


Badger Pilot 1600-12
1600-13

384

1500
E.O.


1600
BADGER

1800
BADGER



Elm Oriu
Badger
1500-5
1600-11

311 312 313 314 315 316 317 318 319 320 321 322



1500
E.O.

1600
Badger

1800
Pilot

<i>E.Im Oriu</i>	<i>1500-5</i>	<i>Badger</i>	<i>1600-11</i>
		<i>Pilot</i>	<i>1600-12</i>

1500
E.O.

1600
BADGER

1800
BADGER

300 301 302 303 304 305 306 307 308 309 310 311

391

390

389

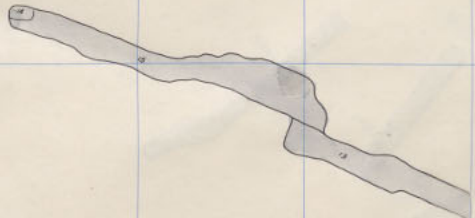
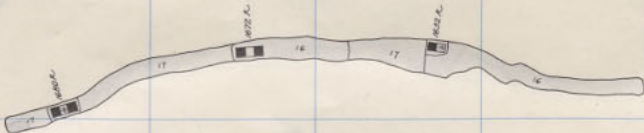
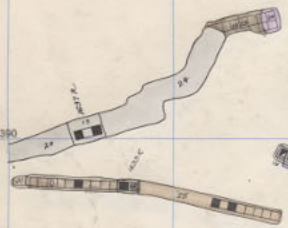
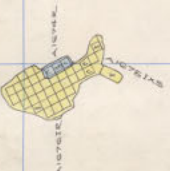

388

387

386

385

384



Elm Ortu
Badger 1500-4
1600-10

311 312 313 314 315 316 317 318 319 320 321 322

391

390

389

388

387

386

385


384

383

382

381

1500
E.O.
1600
Badger
1800
Badger




Elm Ortu 1500-4

Badger
Pilot 1600-10
1600-11

1500
E.O.

1800
BADGER


1800
BADGER



Elm Ort
Badger
1500-3
1600-9

311 312 313 314 315 316 317 318 319 320 321 322

391
390
389
388
387
386
385
384




1500
E.O.
1600
Badger
1800
Badger

Elm Ortu 1500-3 *Badger* 1600-9
Pilot 1600-10

1500
E.O.

1600
BADGER

1800
BADGER



Elm Orli
Badger 1500-2
1600-8

311 312 313 314 315 316 317 318 319 320 321 322

301

300

299


388

387

386

385

384



1500
E.O.

1600
Badger

1800
Pilot


Elm Ortu 1500-2

Badger 1600-8
Pilot 1600-9

1500
E.O.

1600
BADGER

1800
BADGER




Elm Ortu
Badger 1500-1
1600-7

1500
E.O.


1600
BADGER

1800
BADGER




Elm Orlu
Badger

1500.511
1600 - G



1600
Badger
1800
Badger


Elm Ortu 1500 Sill Badger 1600-6
Dilot 1600-7



1800
BADGER


1800
BADGER

Badger 1600 - 5.



1600 1
BAGGER 1
1800
BAGGER

Elm Ortz 1700-30 Badger Pilot 1600-5
1600-6



1600
BADGER


1600
BADGER

Badger


1600 - 4

1600
BADGER

1600
BADGER




Badger 1600 - 3



1600 1
BADGER 1
1800
BADGER

Elm Ortu 1700-28 Badger Pilot 1600-3 1600-4

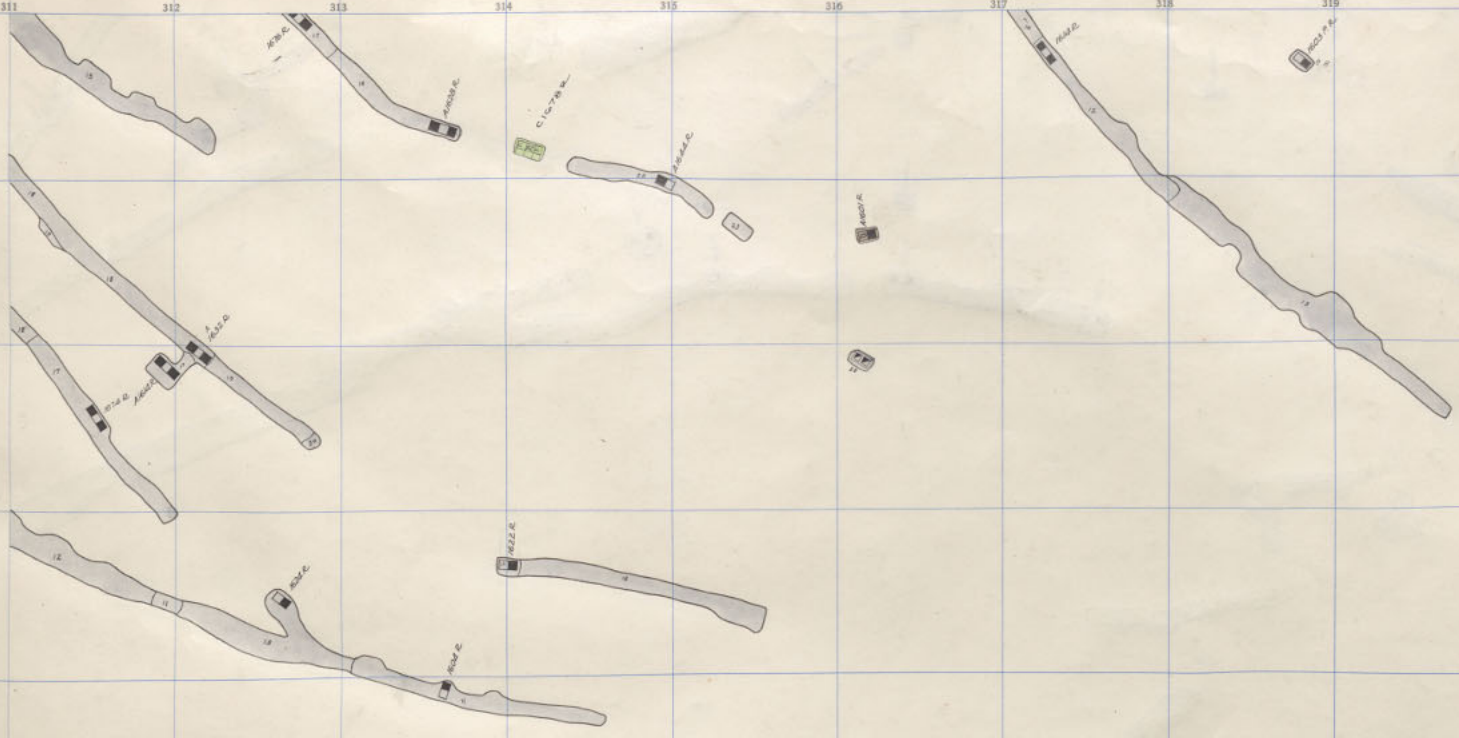
1600
N. BADGER
1800
BADGER



Badger 1600 - 2


311 312 313 314 315 316 317 318 319 320 321 322

391
390
389
388
387
386
385
384



Elm Ortu 1700-27 Bağcır Pilot 1600-2 1600-3

1600 3
BAĞCI R
1800
1 BAĞCI R



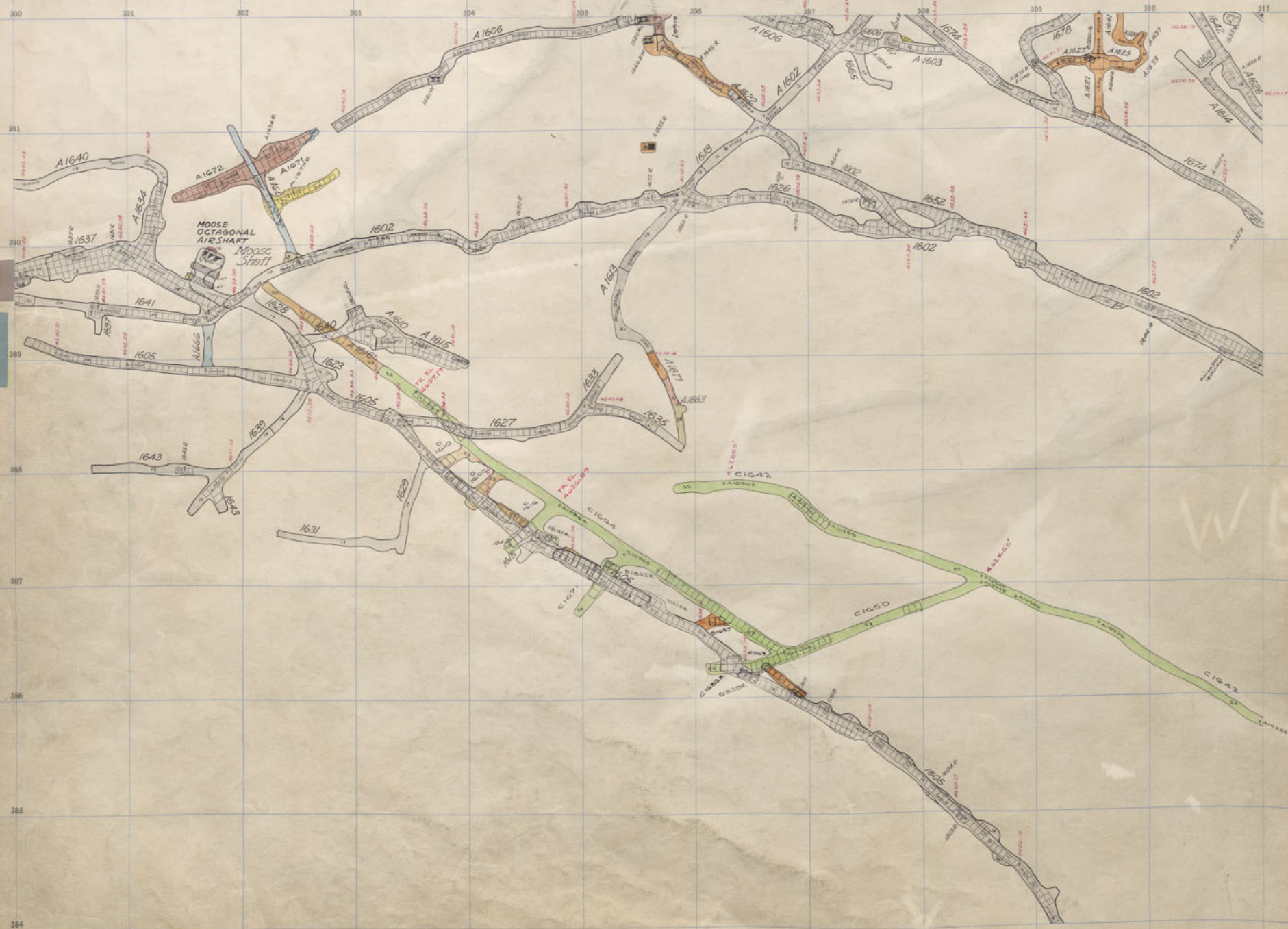
1600
BADGER

1800
BADGER

Badger 1600 - 1

1600
BADGER

1800
BADGER



Badger 1600 Sill Sill chart for ad. ground on Sill Highway



1800
BADGER

Elm Oriu 1700-25 Badger Pilot 1600 S111 1600-1

300 301 302 303 304 305 306 307 308 309 310 311

391

390

389

388

387

386

385

384

Blank

1800
BADGER
T-28

321

320

389

388

387

386

385


384

Blank

1800
RADER

Blank

1800
BADGER
T-25

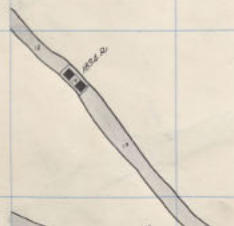
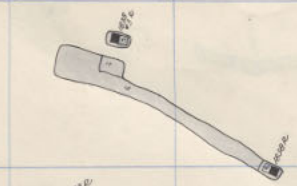


384
Badger 1800 - 24 (see notes); 1100 - 3000 (for 24 hrs stay work after 1950)
Pilot 1600 - 511

311 312 313 314 315 316 317 318 319 320 321 322


391
390
389
388
387
386
385
384

1800
BADGER




Elm Ortu 1700-24 Badger Pilot 1800-24
1600-5111

1800
BADGER
T-23




Badger 1800 - 23




1800
BADGER

Elm Ortu 1700-23 Badger 1800-23

1800
BADGER
T-22



Badger 1800 - 22




1800
BADGER


10000 Dump Point

E.Im Ortu 1700-22 Badger 1800-22

1800
BADGER 21



Badger 1800 - 21




1800
BADGER

Elm Ortu 1700-21 Badger 1800-21

217
1800

311 312 313 314 315 316 317 318 319 320 321 322

391
390
389
388
387
386
385
384

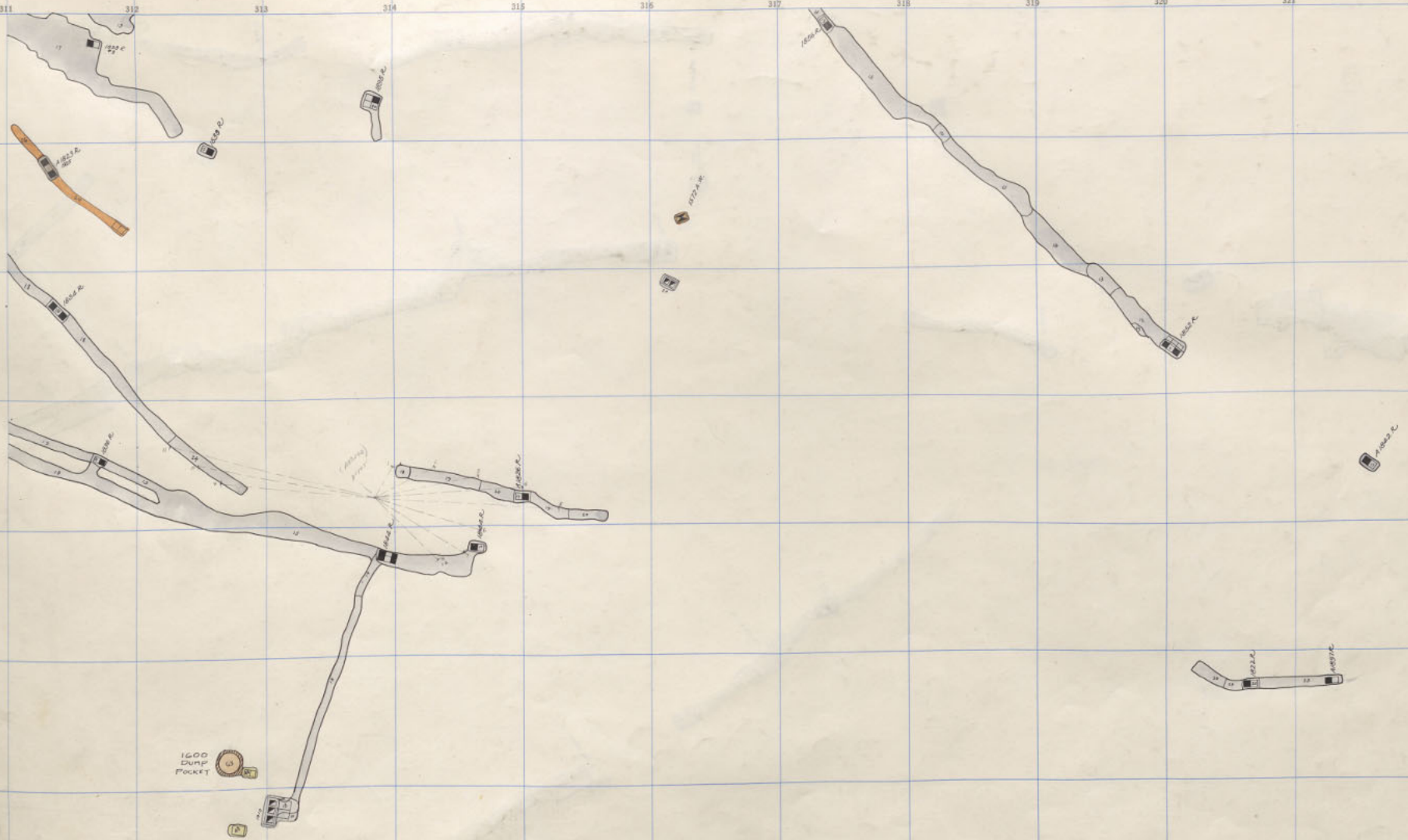


1800
L. BADGER

Elm Ortü 1700-20 Badger 1800-20

311 312 313 314 315 316 317 318 319 320 321 322


391
390
389
388
387
386
385
384



1800
BADGER

Elm Ortu 1700-19 Badger 1800-19

1800
BADGER



Badger 1800 - 18

311 312 313 314 315 316 317 318 319 320 321 322

391

390

389

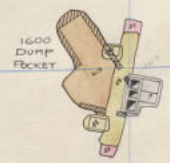
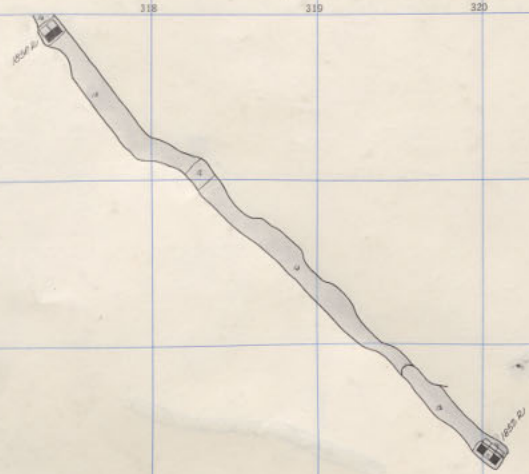
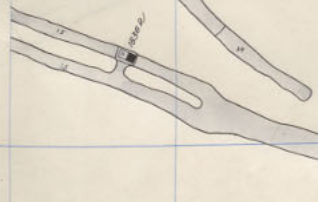
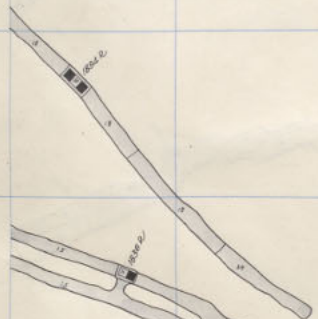
388

387

386

385

384

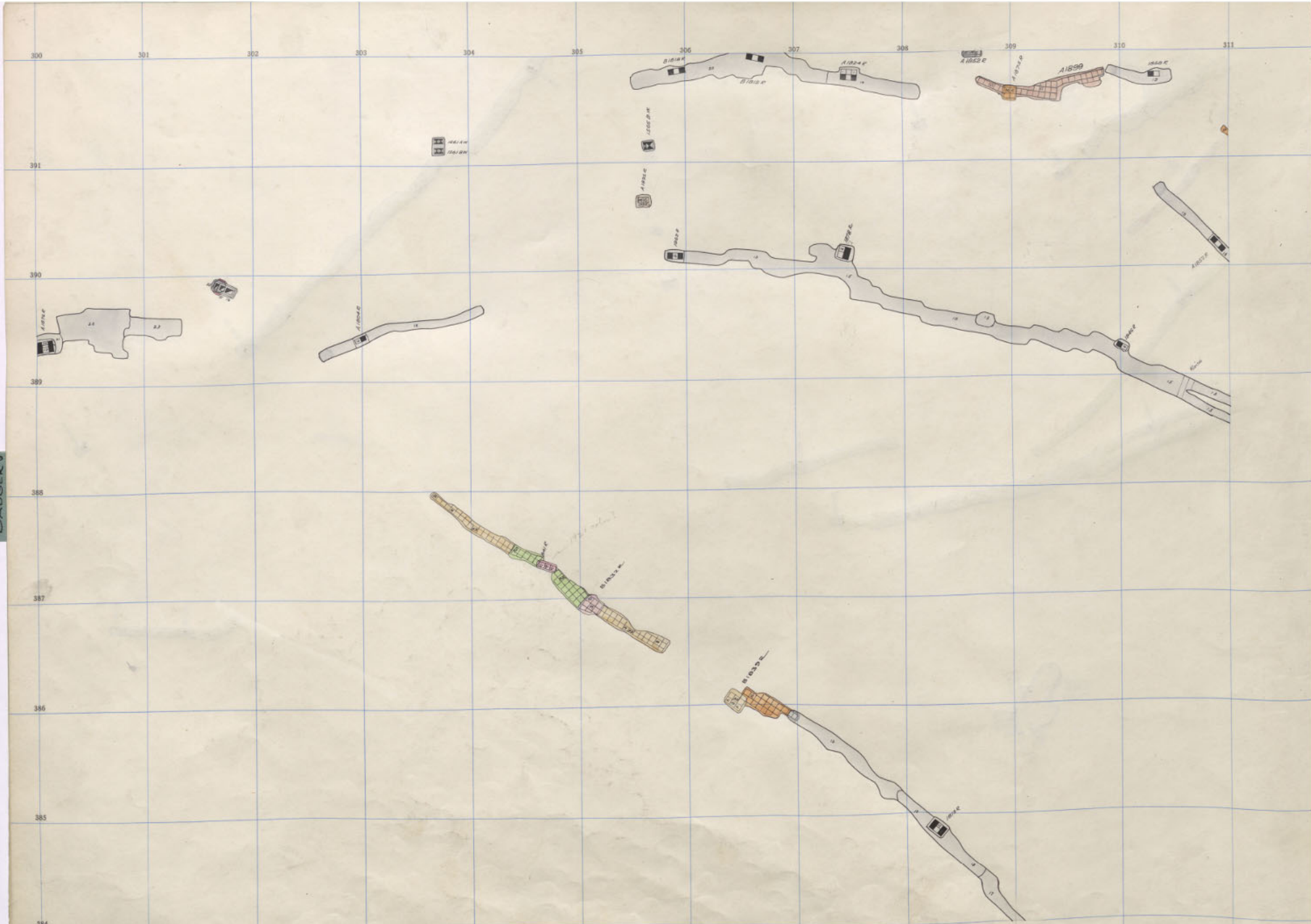


1800
BADGER

Elm Ortu 1700-18

Badger 1800-18

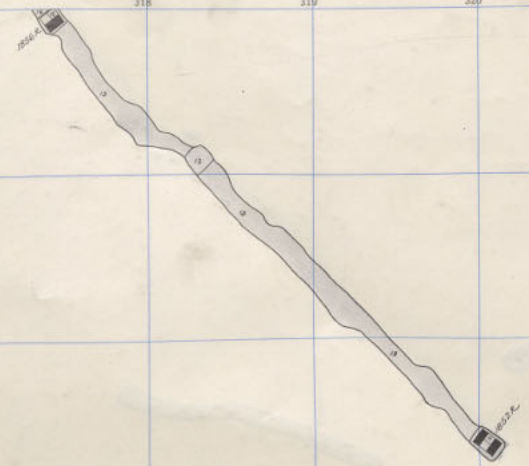
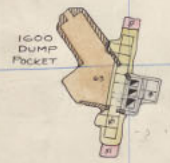
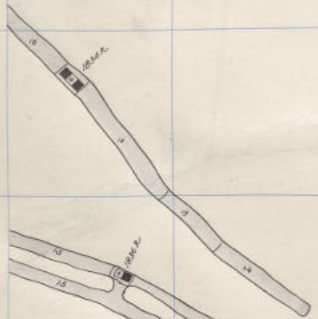
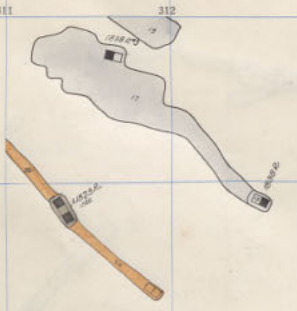
1800
BADGER



Badger 1800 - 17


311 312 313 314 315 316 317 318 319 320 321 322

391
390
389
388
387
386
385
384




1800
BADGER

1800
BADGER



Badger 1800 - 16

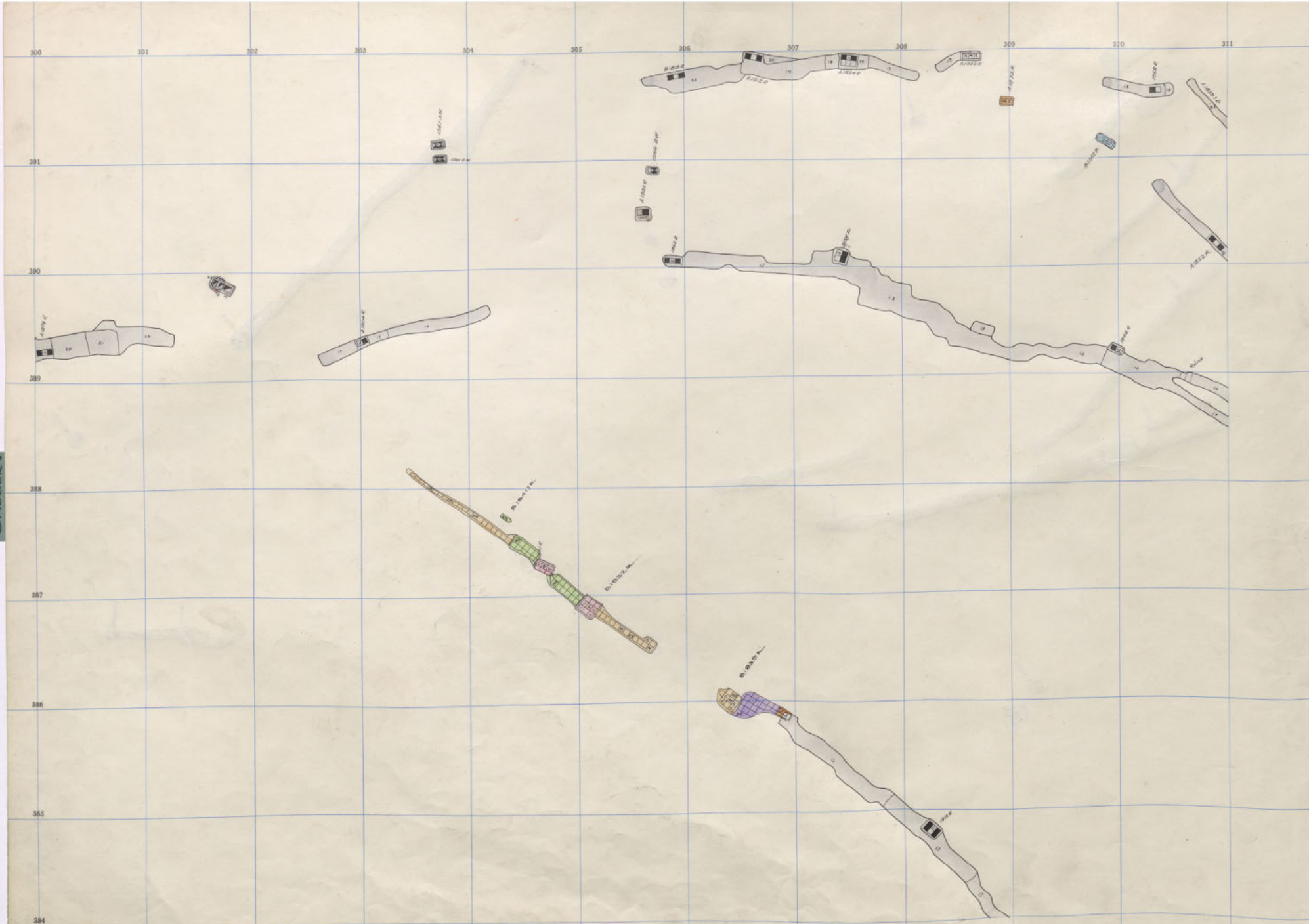


1800
BADGER


Elm Ortu 1700-16

Badger 1800-16

1800
BADGER



Badger 1800 - 14



1800
T. BADGER.


Elm Ortu

1700-14

Badger

1800-14


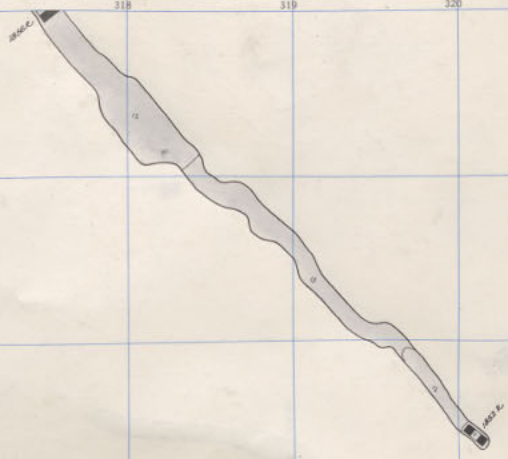
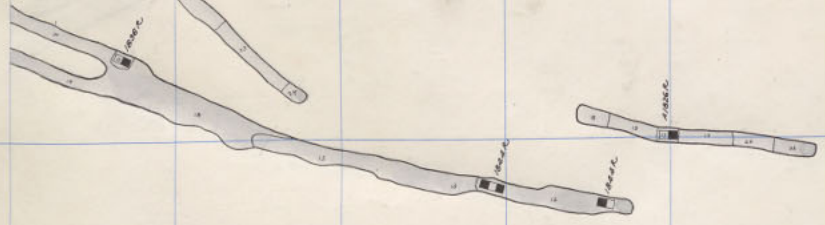
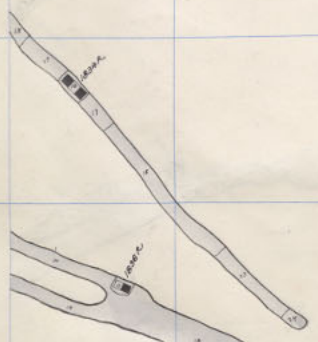
1800
BADGER



Badger 1800 - 13

311 312 313 314 315 316 317 318 319 320 321 322


391
390
389
388
387
386
385
384



Elm Ortu 1700-13 Bağcı 1800-13

1800
BADGER

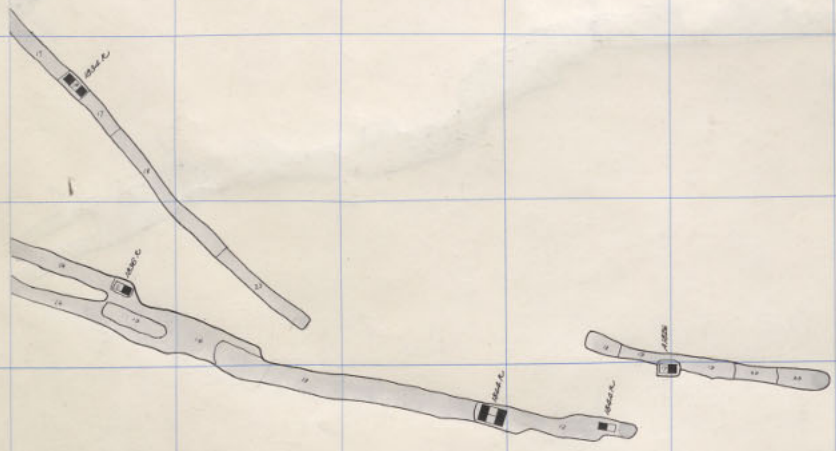
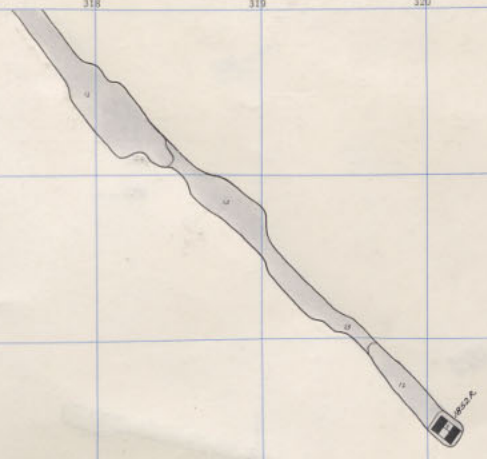
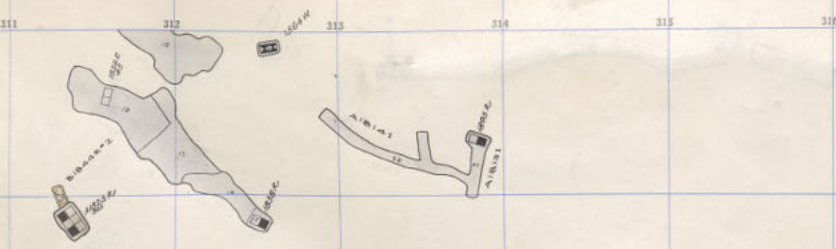
1800
BADGER



Badger 1800 - 12

311 312 313 314 315 316 317 318 319 320 321 322

391
390
389
388
387
386
385
384



1800
BADGER

Elm Ortu 1700-12 Badger 1800-12

1800
BADGER




Badger 1800 - 11

311 312 313 314 315 316 317 318 319 320 321 322

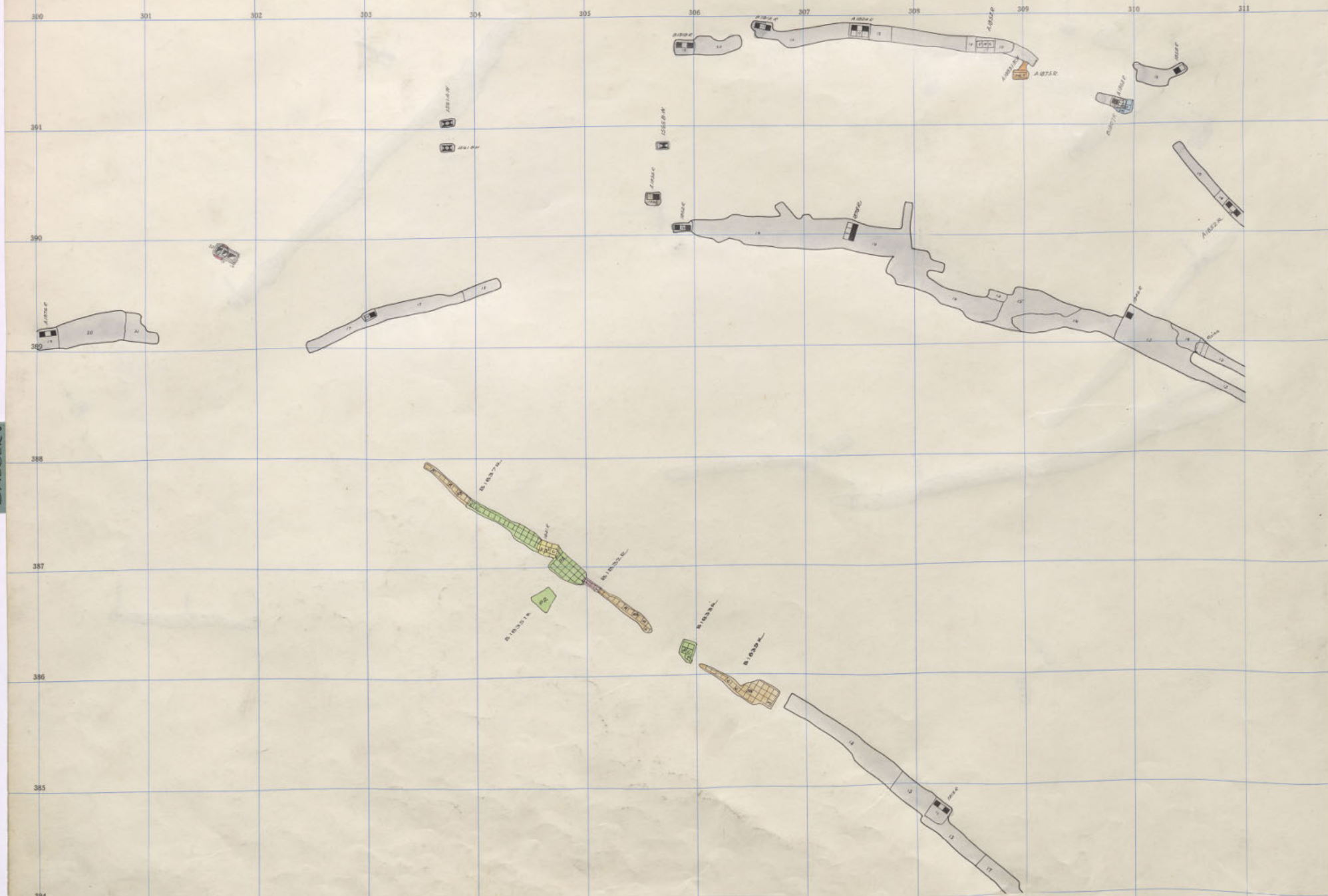
391
390
389
388
387
386
385
384

1800
BADGER



Elm Ortu 1700-11 Badger 1800-11

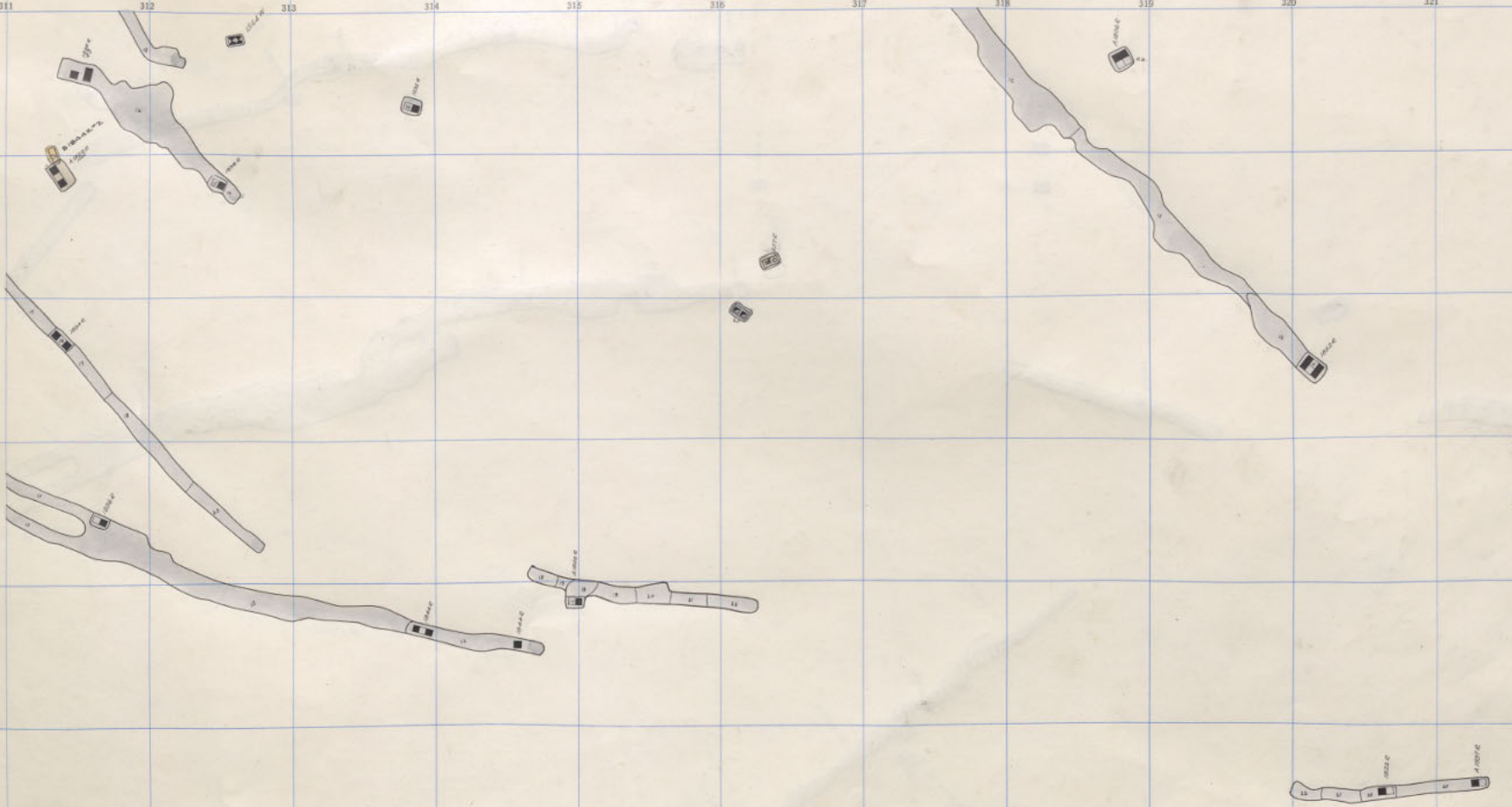
1800
BADGER



Badger 1800 - 10

311 312 313 314 315 316 317 318 319 320 321 322

391
390
389
388
387
386
385
384

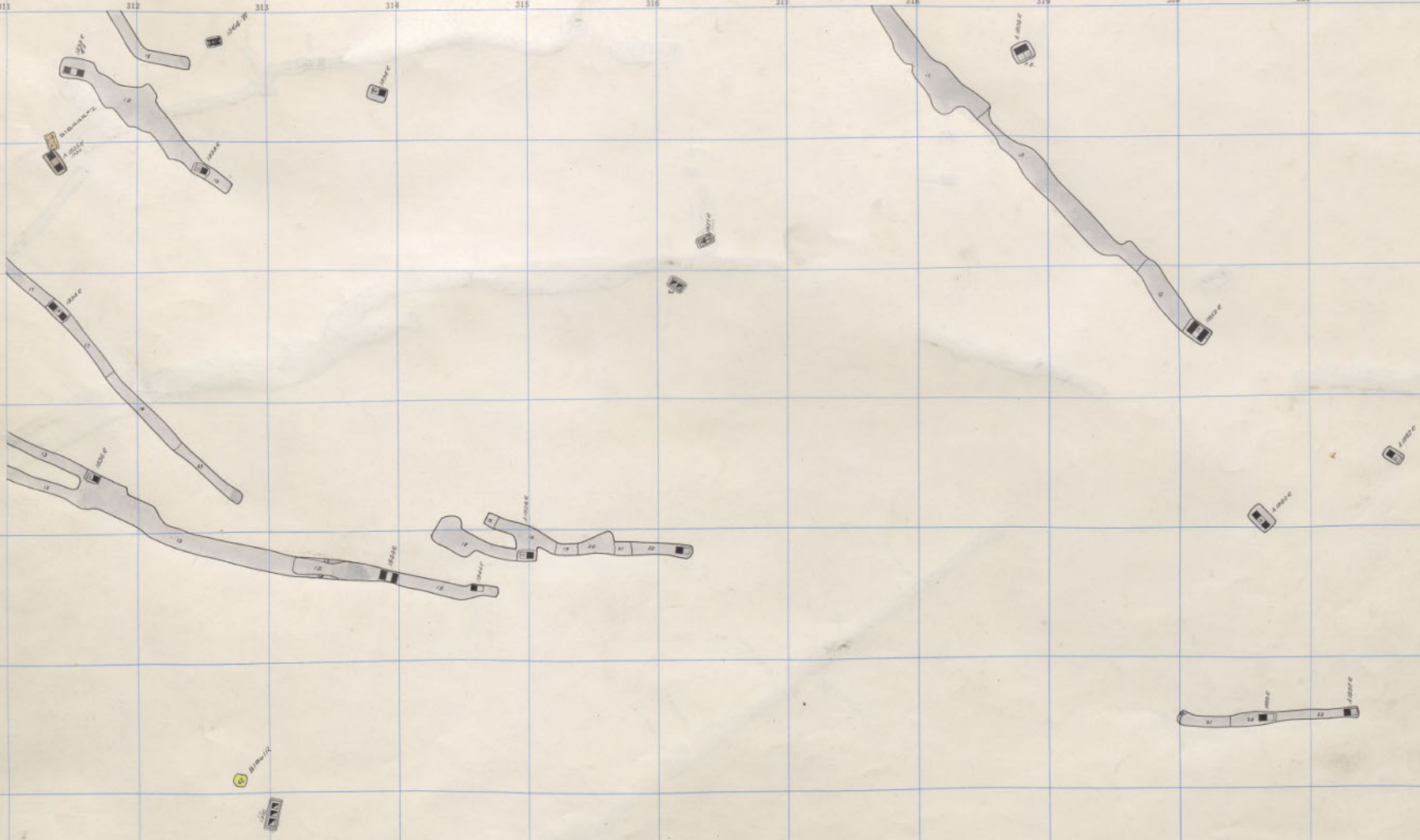


1800
BADGER

Elm Ortu 1700-10 Badger 1800-10

311 312 313 314 315 316 317 318 319 320 321 322

391
390
389
388
387
386
385
384

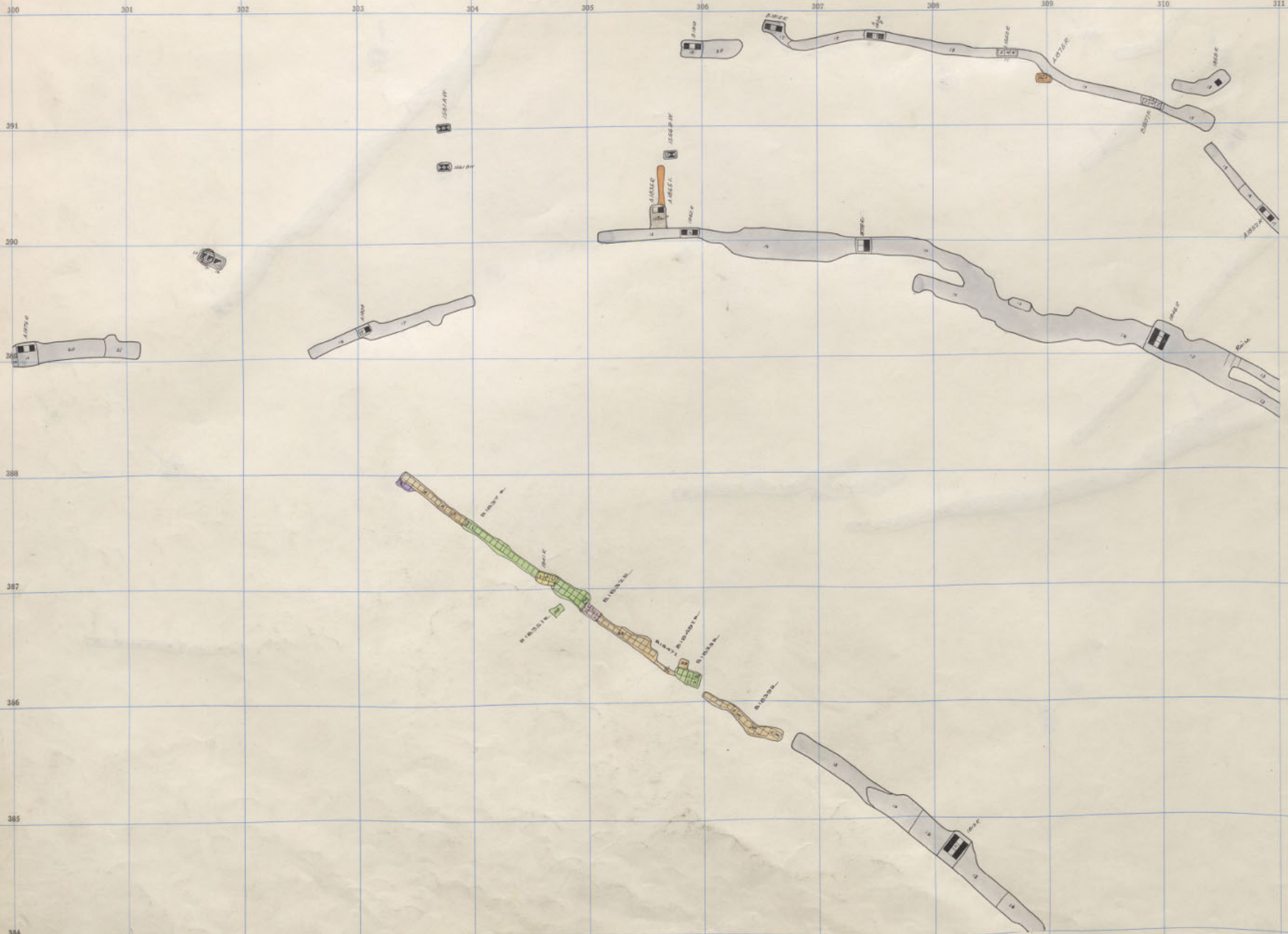


1800
BAGGER

Elm Oriu 1700-9


Bdgcr 1800-9

1800
BADGER



Badger 1800 - 8

311 312 313 314 315 316 317 318 319 320 321 322



1800
T. BADGER.

Elm Ortu 1700-7 Badger 1800-7

384

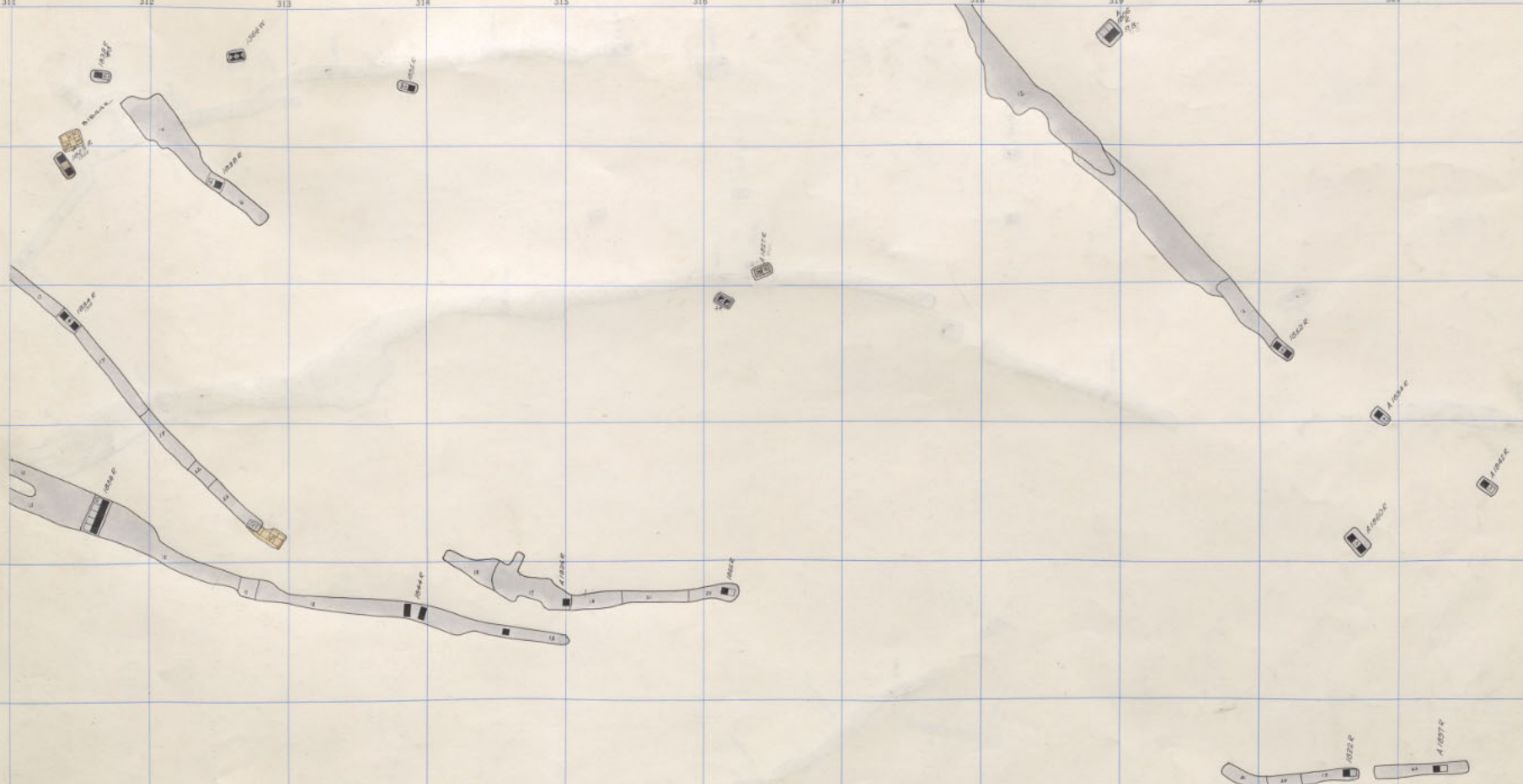
1800
BADGER



Badger 1800 - 6

311 312 313 314 315 316 317 318 319 320 321 322

391
390
389
388
387
386
385
384




1800
BADGER

Elm Orlu 1700-6 Badger 1800-6

311 312 313 314 315 316 317 318 319 320 321 322

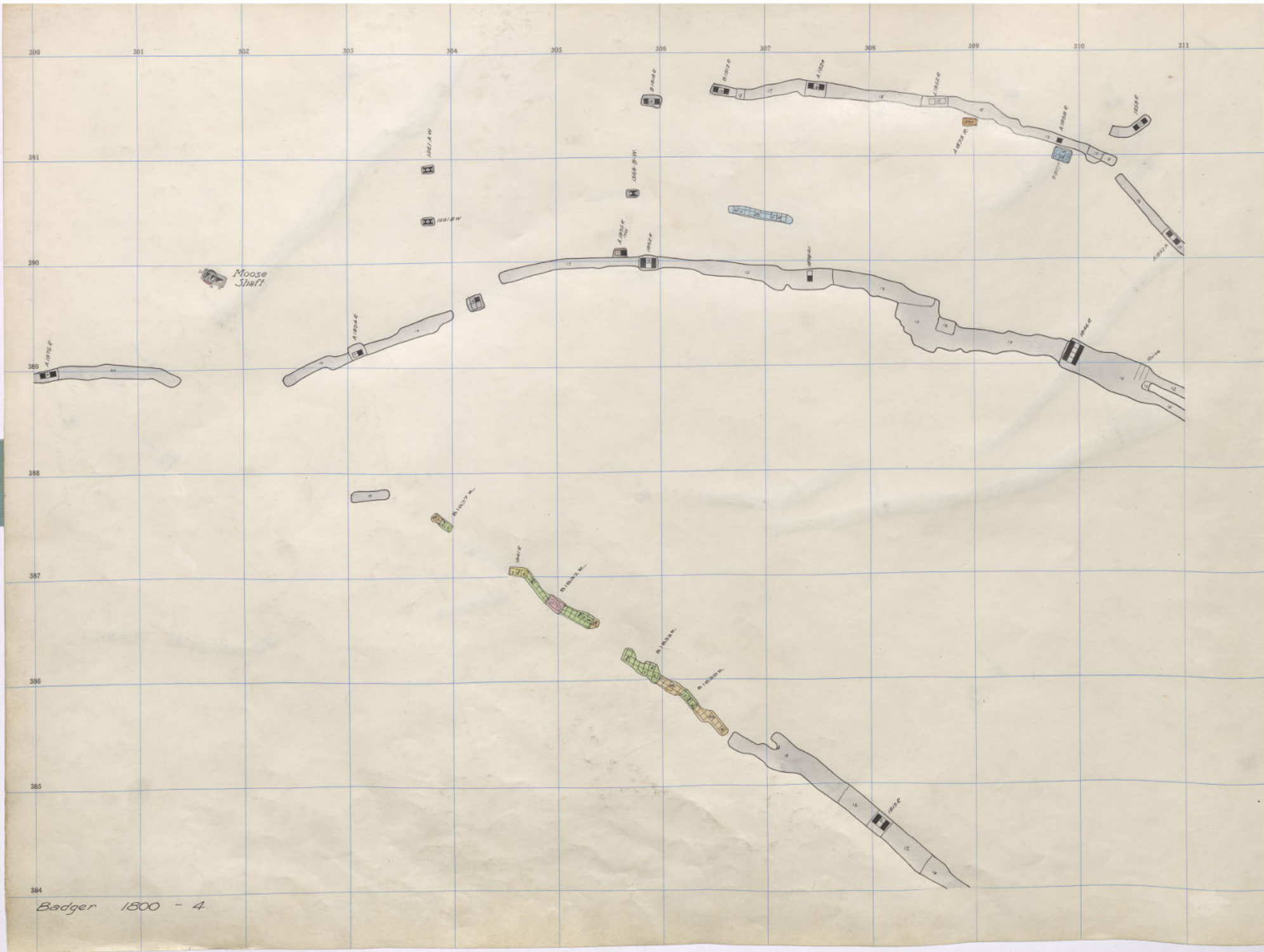
391
390
389
388
387
386
385
384



Elm Ortu 1700-5 Badger 1800-5

1800
T. BADGER.

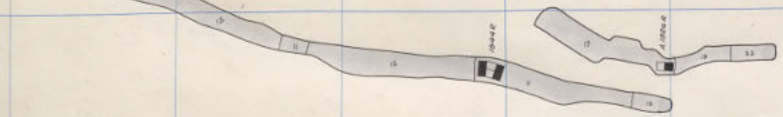
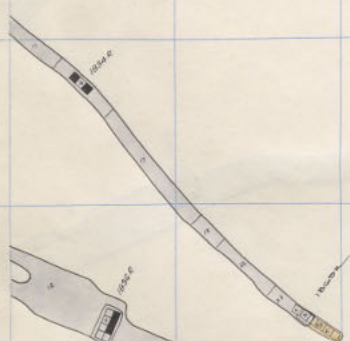
1800
BADGER
T-1



Badger 1800 - 4

311 312 313 314 315 316 317 318 319 320 321 322

301
390
389
388
387
386
385
384

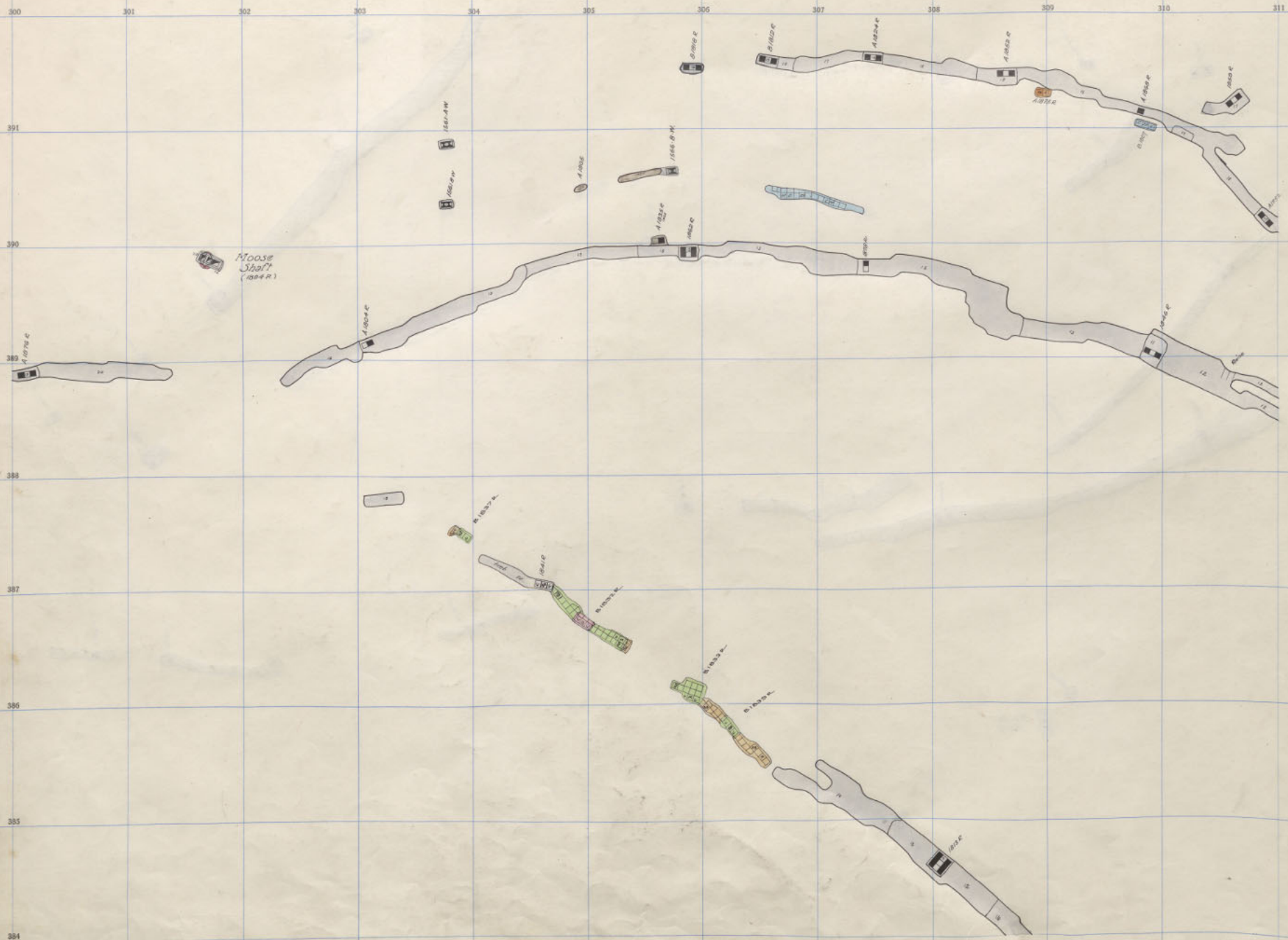


Elm Orju 1700-4

Badger 1800-4

1800
BADGER


1800
BADGER
T-12



Badger 1800 - 3

311 312 313 314 315 316 317 318 319 320 321 322

391
390
389
388
387
386
385
384



1800
T. BADGER.

Elm Ort 1700-3 Badger 1800-3

1800
BADGER



Badger 1800 - 2

311 312 313 314 315 316 317 318 319 320 321 322

361

360

389


388

387

386

385

384



1800-2
BADGER

E.ImOrtu 1700-2 Badger 1800-2


1800
BADGER



Badger 1800 - 1

311 312 313 314 315 316 317 318 319 320 321 322

1800
BADGER




Elm Oriu 1700-1 Badger 1800-1

384

T-29
1800
BADGER



Badger 1800 S:11



300 301 302 303 304 305 306 307 308 309 310 311

391

390

389

388

387

386

385

384

No. 404042

LOOSE **IP** LEAF
BOOKS AND FORMS
SPECIAL BINDERS

