

ELM ORLU

3

14


22

VOL.

3-4

U

31



U
31
34



For a Duplicate of This Book Give the Following

No. *J-1209*

 Bessette Printing Company

71 East Quartz Street Phone 4511 Bismarck, MONTANA

333

334

335

336

337

338

339

340

341

342

343

344

399

398

397

396

395

394

293

392

Diary
12

PILL
BR
JUL
SPEC.

E.O.
14

BR

ELMORU
1/2

42

Badger
1800

E.O.
BR

BR
1800

333

334

335

336

337

338

339

340

341

342

343

344

399

398

397

396

395

394

293

392

12
PIL
BR
1000
OT
Spec.
E.O.
14
BR.
EMORU
E.C.
BADGERO.
E.B.R.
BR
1000

333

334

335

336

337

338

339

340

341

342

343

344

389

398

397

396

385

394

253

392

plates of P.L. B.P. 1200 OT Spec. E.O. 14 B.R. E.MORLU E.C. BADGERD. E.B.R. B.R. 1200

333	334	335	336	337	338	339	340	341	342	343	344	
												369
												368
												397
												396
												395
												394
												293
												392

12
 PILE
 OF
 P.L.
 BR.
 NT
 SPEC.
 E.O.
 I.A.
 BR.
 EMORU
 AL
 BADGERO.
 E.R.D.
 BR.

Faint handwritten text at the bottom right corner.

333	334	335	336	337	338	339	340	341	342	343	344
											389
											388
											387
											386
											385
											384
											383
											382

12
 P14
 B.P.
 1200
 OT
 SPEC.
 E.O.
 14
 B.R.
 E.M.
 E.P.
 BADGER
 O.
 E.P.
 B.R.
 1300
 B.R.
 1300

333

334

335

336

337

338

339

340

341

342

343

344

399

398

397

396

395

394

293

392

PLATE 12
PIL
B.P.
1200
OT
SPEC.
E.O.
14
B.R.
EMORU
E.P.
BADGER
O.
E.B.R.
B.R.
1300

333	334	335	336	337	338	339	340	341	342	343	344
											399
											398
											397
											396
											395
											394
											293
											392

12
 P. 11.
 B. P.
 1200
 OT
 Spec.
 E. O.
 14
 B. R.
 E. O. R. U.
 E. P.
 BADGER.
 E. O. R. U.
 B. R.
 1300

322	323	324	325	326	327	328	329	330	331	332	333
399											
398											
397											
396											
395											
394											
393											
392											

13

333	334	335	336	337	338	339	340	341	342	343	344
											399
											398
											397
											396
											395
											394
											293
											392

12
 P11
 B.P.
 1200
 OT
 Spec.
 E.O.
 14
 B.R.
 E.MORU
 E.P.
 BADGER
 C.
 E.B.R.
 B.R.
 1300

322	323	324	325	326	327	328	329	330	331	332	333
399											
398											
397											
396											
395											
394											
393											
392											

Elm Oriu 1400-12

333

334

335

336

337

338

339

340

341

342

343

344

389

398

397

396

395

394

253

392


DUGT
 12
 R
 P11
 BR
 107
 SPEC.
 14
 BR
 EMORU
 4
 BADGER
 C.
 BR
 BR
 1300

322	323	324	325	326	327	328	329	330	331	332	333
399											
398											
397											
396											
395											
394											
393											
392											

(See Vol 2)

333	334	335	336	337	338	339	340	341	342	343	344	
												389
												388
												387
												386
												385
												384
												383
												382


Diet of
 12
 P.I.
 B.P. 107
 SPEC.
 E.O.
 14
 B.R.
 EMORU
 E.P.
 BADGER
 D.
 E.P.
 B.R.
 B.R.
 1300



333 334 335 336 337 338 339 340 341 342 343 344

399
398
397
396
395
394
393
392

Dist. of
12
P. 11
B. 2
1200
LOT
SPEC.
E. O.
14
B. R.
EMORU
E. 2
BADERD.
E. 1
B. R.
B. R.
1300



Pilot 1200-5111
 Elm Orlo 1400-9

333

334

335

336

337

338

339

340

341

342

343

344



389

388

397

396

395

394

293

392

Pilot 18

Pil. Br. 1200

Lot 107 Spec.

E.O. 14

B.R.


EMORU 4 1/2

4 1/2

Badger D. 1000

EQ B.R.


BR 1300



392
 Elm Orle 1400-8
 Black Rock 1200-Sill-

PILOT 12
 B.P. 1200

[Handwritten notes and a small sketch of a structure, possibly a pier or dock, on the right side of the map.]



PILOT 18

PILOT 20

PILOT 22

SP. 24

E.O. 14

B.R.

EMORU 26

E. 28

BADGER. 30

E. 32

B.R.

PR 1300

399

398

397

396

395

394

293

392

333

334

335

336

337

338

339


340

341

342

343

344



Elm Oler 1400-7
 Black Rock 1300-12

333

334

335

336

337

338

339

340

341

342

343

344

59

Handwritten notes and symbols in the top row, column 335.

399

398

397

396

395

394

253

392

PILOT 18

PILOT 20

PILOT 22

SPES. 14

E.O. 14

B.R.

EMORU 42


EMORU 42

BADGER D. 1000

E.O. B.R.

B.R.

B.R. 1300



PILOT 12
B.E. 1200

Elm Oler 1400-6
Black Rock 1300-11

333

334

335

336

337

338

339

340

341

342

343

344



399

398

397

396

395

394

253

392

PILOT 18

PILOT 20

PILOT 22

SPEC. 24

E.O. 14

B.R.


EMORU 26

E.P.

BADGERD. 28

E.P. B.R.

B.R. 1300



PILOT 12
B.E. 1200

392
Elm Ortu 1400-5
Black Rock 1300-10

333

334

335

336

337

338

339

340

341

342

343

344



399

398

397

396

395

394

253

392

PILOT 18

PILOT 20

PILOT 22

SPEC. 14

E.O. 14

B.R.

EMORU 42


EMORU 44

BADGERD. 1000

E.O. B.R.

B.R.

B.R. 1300



Elm Ortu 1400-4
Black Rock 1300-9

PILOT 12
B.P. 1200

333

334

335

336

337

338

339




340

341

342

343

344

399

398

397

396

395

394

293

392

PILOT 18

PILOT 20

PILOT 22

SPEC.

E.O. 14

B.R.

EMERALD 12

EMERALD 14

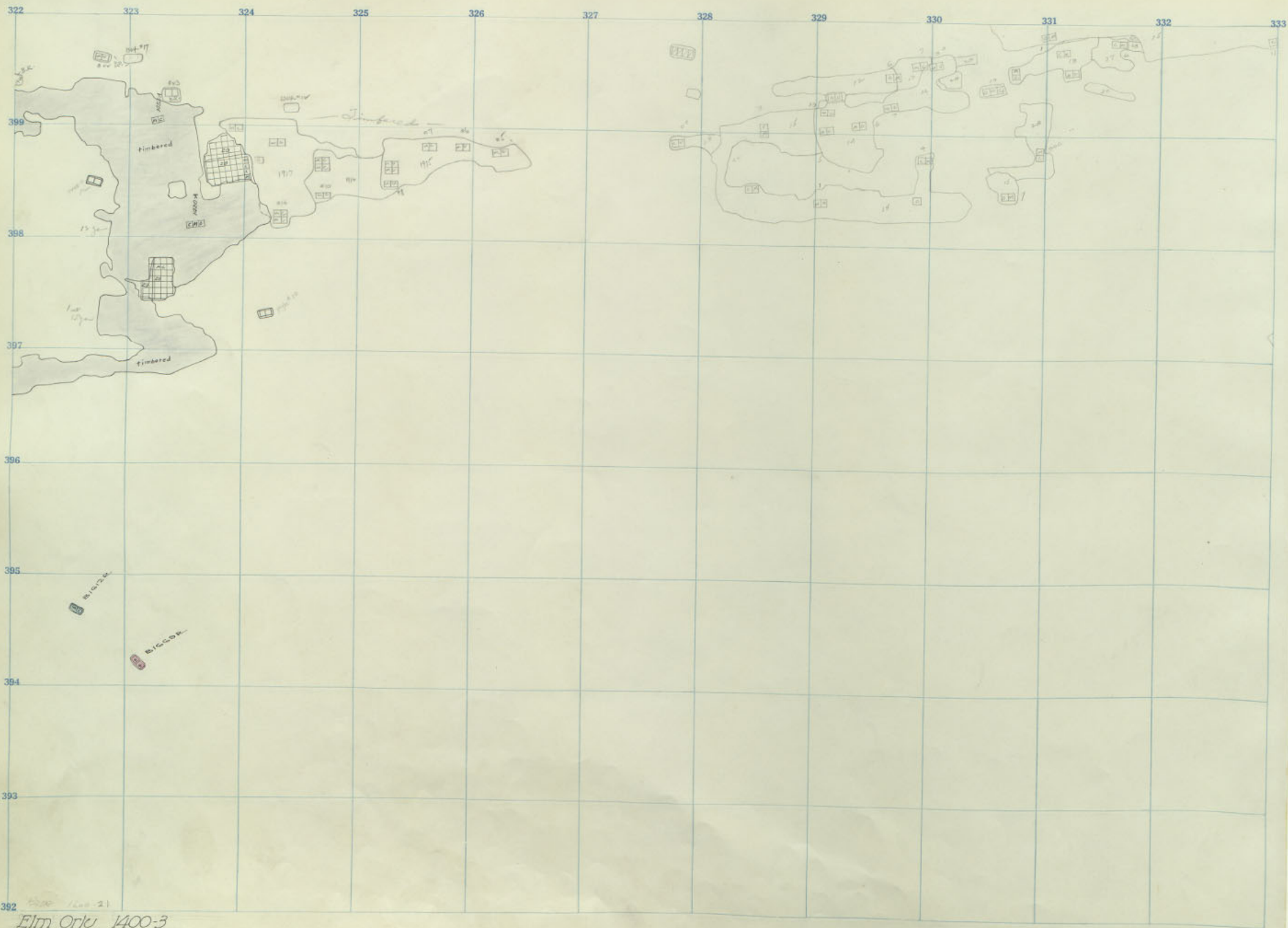
BADGER D.

EMERALD 16

EMERALD 18

EMERALD 20

EMERALD 22



333

334

335

336

337

338

339

340

341

342

343

344



399

398

397

396

395

394

293

392

PILOT 18

PILOT 20

PILOT 22

SPEC.

E.O. 14

B.R.

EMORU 4

EMORU 5

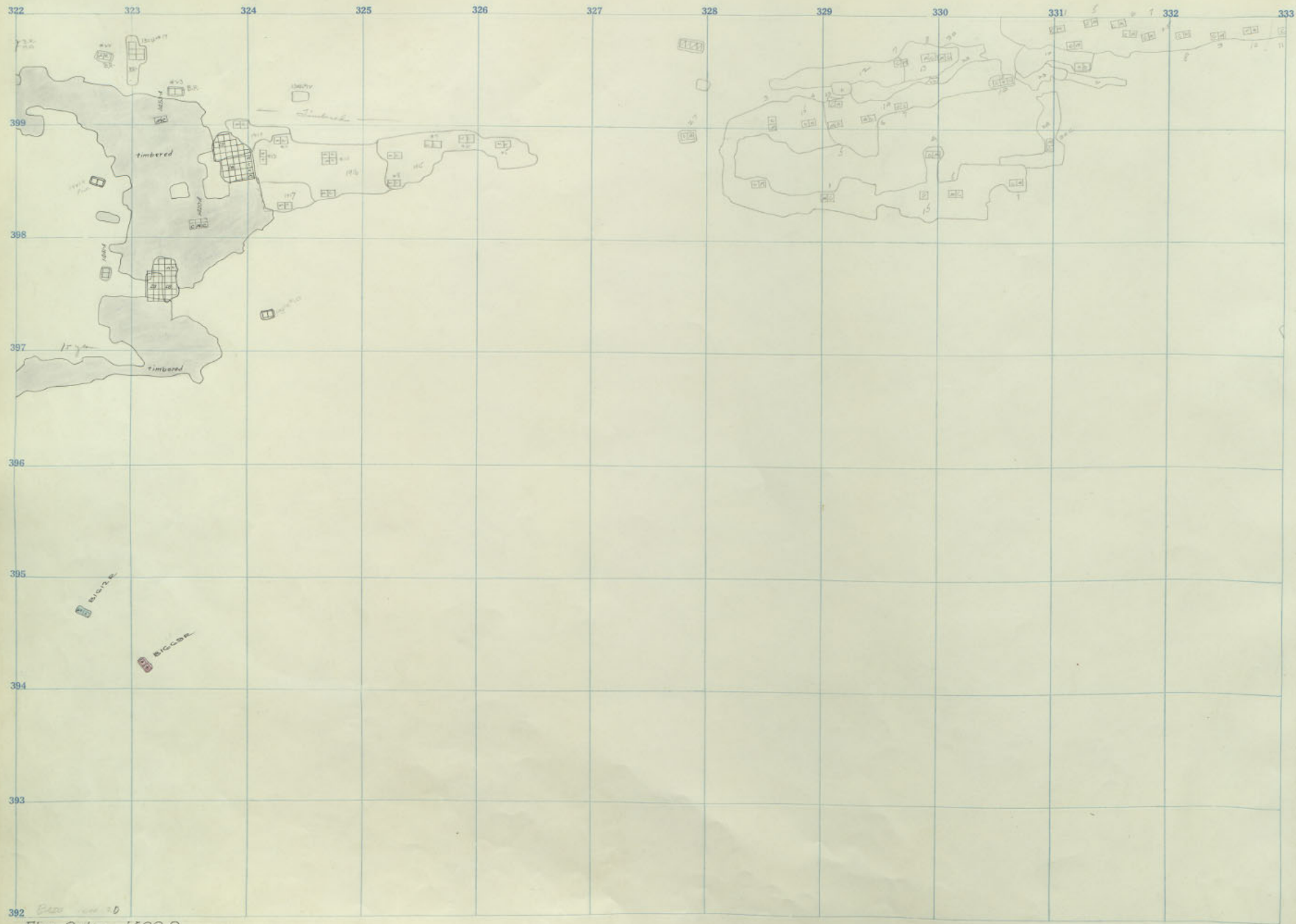
BADGER D.

EMORU 6

EMORU 7


EMORU 8

EMORU 9



392 Blau 100 20

Elm Oriu 1400-2
 Black Rock 1300-7



PILOT 12
B.L. 1200

392
 Elm Orlu 1400-1
 Black Rock 1300-6

333	334	335	336	337	338	339	340	341	342	343	344
399											
398											
397											
396											
395											
394											
293											
392											



PILOT

PILOT

PILOT

SPEC.

E.O.

14

B.R.

EMERALD

EMERALD


BADGER

E.O.

B.R.

ER

1800



Elm Ortr 1400-5111
 Black Rock 1300-5

333 334 335 336 337 338 339 340 341 342 343 344

PILOT 1A
 PILOT 2
 PILOT 3
 SPEC.
 E.O. 14
 B.R.
 EMORU 4
 BADGER D.
 EQ B.R.
 BR 1300

389

388

396

395

394

293

392

322	323	324	325	326	327	328	329	330	331	332	333
399											
398											
396											
395											
394											
393	<i>Blank</i>										
392											

PILOT 12

B.P.C. 1800

14

333 334 335 336 337 338 339 340 341 342 343 344

Blank.

389

388

387

386

385

384

293

382

PILOT
18

PILOT
20

PILOT

SPEC.

B.R.

EMORU


EQ

BADGER
1000

EQ




B.R.

B.R.
1300




Elm Orler 1500-12
Black Rock 1300-4

333 334 335 336 337 338 339 340 341 342 343 344

Pilot
Pilot
Pilot
Spec.
B.R.
EMORU
BADERD.
EQ B.R.
BR 1300

399
398
397
396
395
394
293
392



Elm Ori 1500-11
 Black Rock 1300-3

PILOT 12
 1500
 14

<p>333</p>	<p>334</p>	<p>335</p>	<p>336</p>	<p>337</p>	<p>338</p>	<p>339</p>	<p>340</p>	<p>341</p>	<p>342</p>	<p>343</p>	<p>344</p>
<p>399</p>											
<p>398</p>											
<p>397</p>											
<p>396</p>											
<p>395</p>											
<p>394</p>											
<p>293</p>											
<p>392</p>											

PILLOT

PILLOT

PILLOT

SPEC.

B.R.

EMORLO

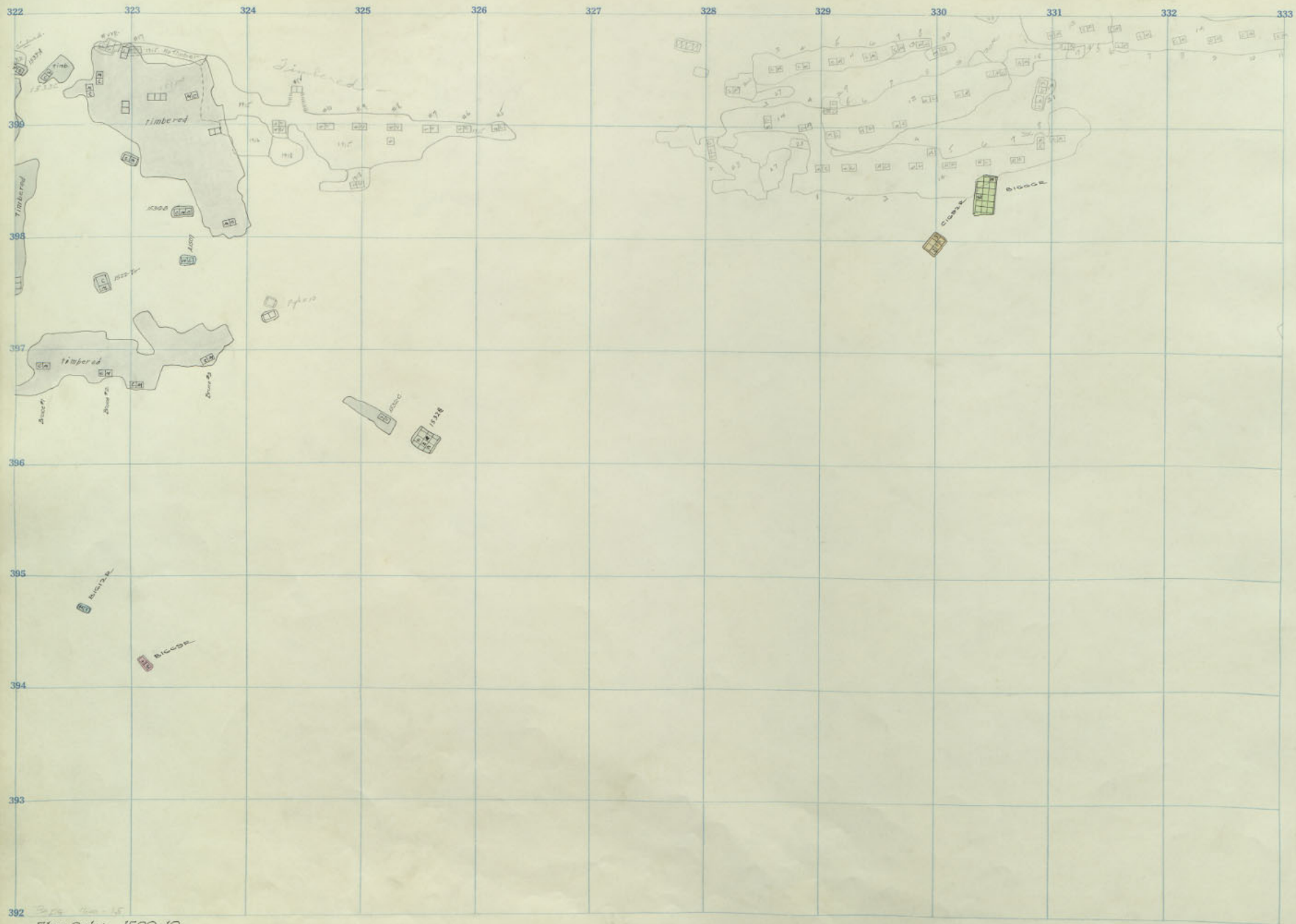
BY

BADGER D.

EQ B.R.

B.R.

1300



Elm Orlu 1500-10
Black Rock 1300-2

333

334

335

336

337

338

339

340

341

342

343

344

399

398

397

396

395

394

393

392

PILOT 1A

PILOT 2A

PILOT 3A

SPEC. 1800

B.R.

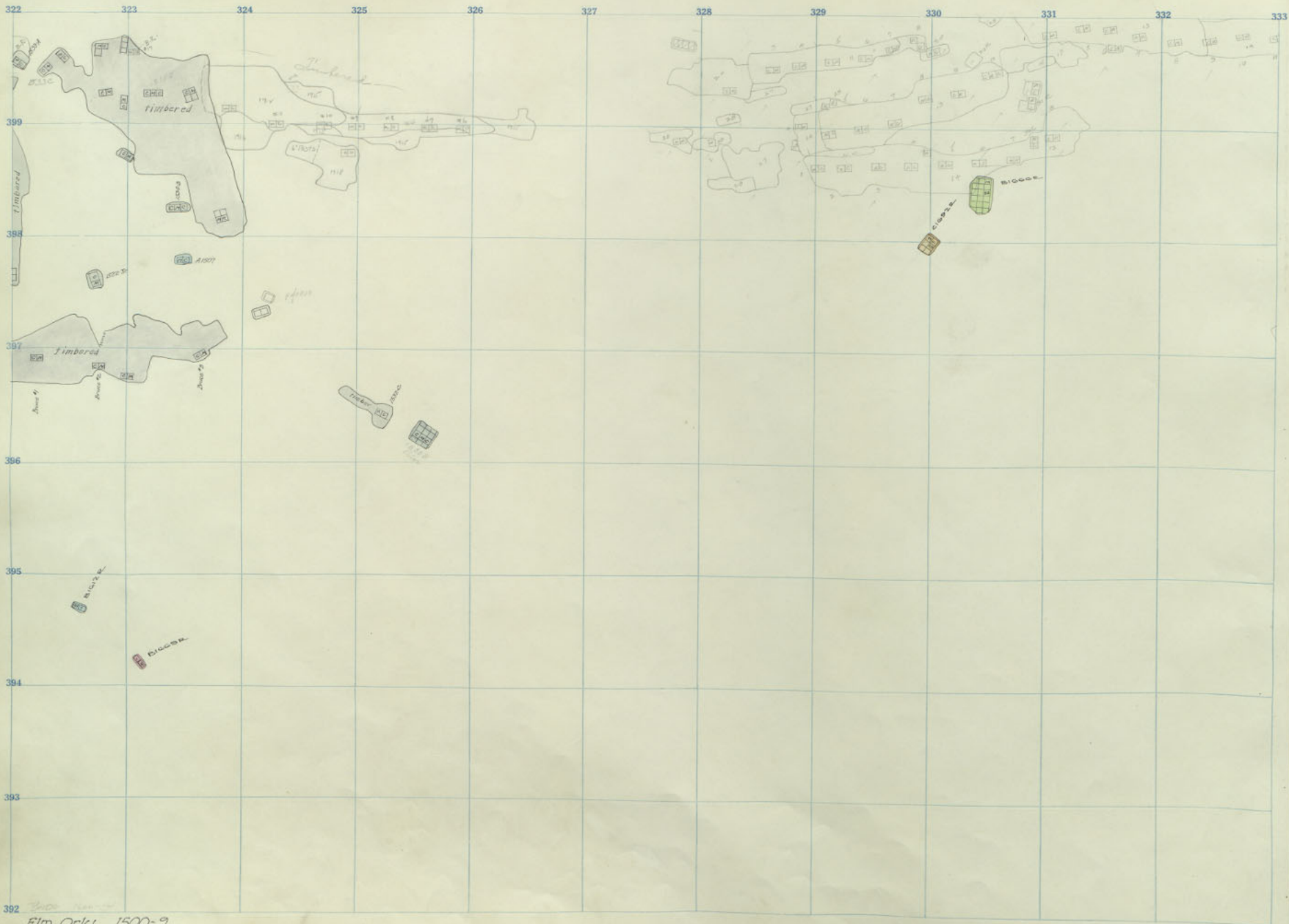
EMORU 12

EM

BADGER D.

EQ B.R.

B.R. 1300



Elm Oriu 1500-9
 Black Rock 1300-1

PILOT 17
 B.C.
 14

333

334

335

336

337

338

339

340

341

342

343

344

Handwritten notes in the top-left corner of the grid.

Handwritten notes in the top row, column 336.


Handwritten notes in the top row, column 337.

Handwritten note in the second row, column 334.

Handwritten note in the second row, column 335.

399
398
397
396
395
394
293
392

PILOT 18
PILOT 50
PILOT
SPEC. 1866
B.R.
LIMORU 42
BADGER D.
EQ B.R.
B.R. 1800




PILOT

14

1500

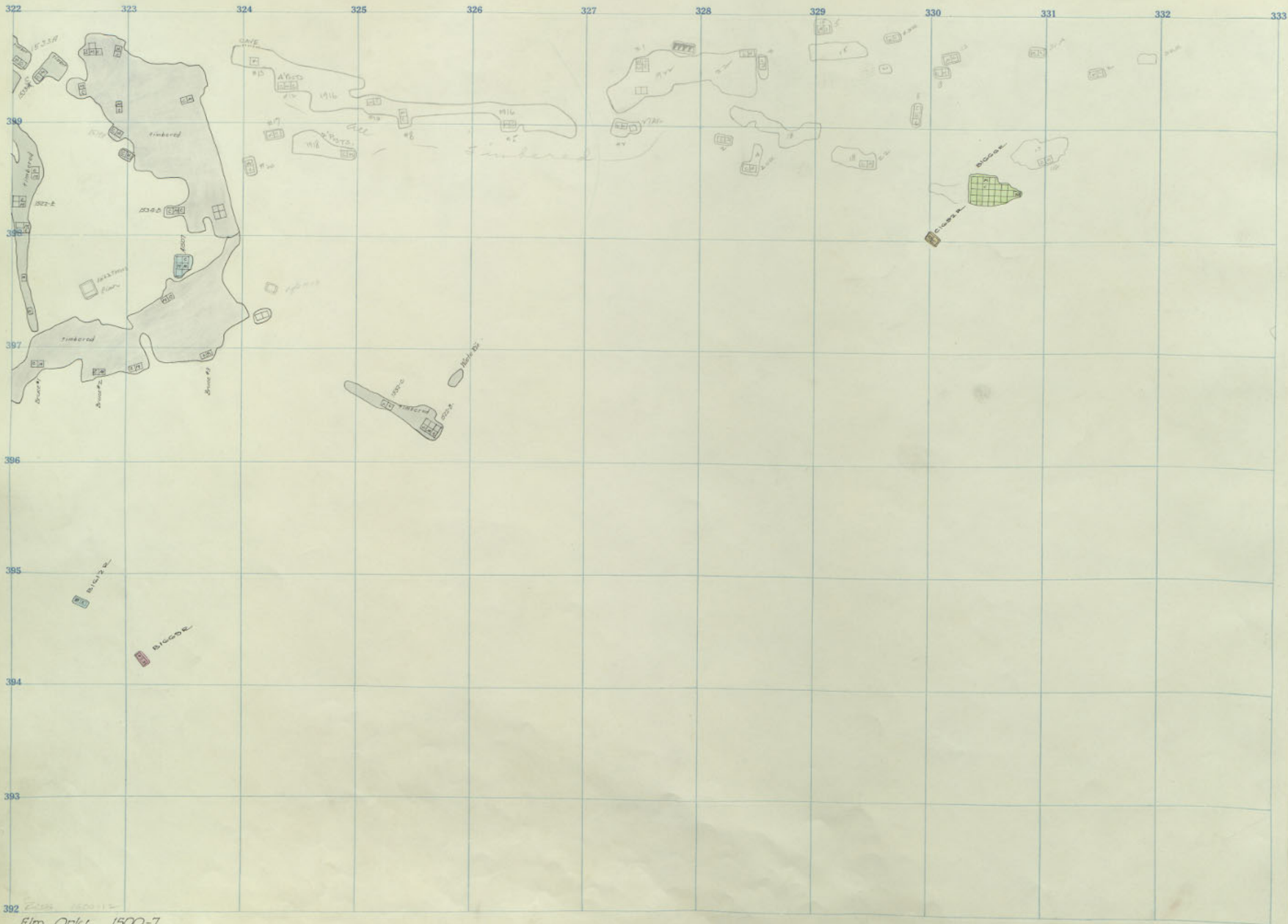
392
 Elm Ork 1500-8
 Black Rock 1300-311~

333 334 335 336 337 338 339 340 341 342 343 344



399
398
397
396
395
394
393
392

PILOT 18
PILOT 50
SPEC. 1886
B.R.
EMORIO 42
BADGER D.
EQ B.R.



392
 Elm Orle 1500-7
 Black Rock 1400-12

PILOT

14

1500

333

334

335

336

337

338

339

340

341

342

343

344

399

398

397

396

395

394

293

392

PILOT 18

PILOT 50

PILOT

SPEC.


BR.

EMORY

EMORY

BADGER

EQ BR.

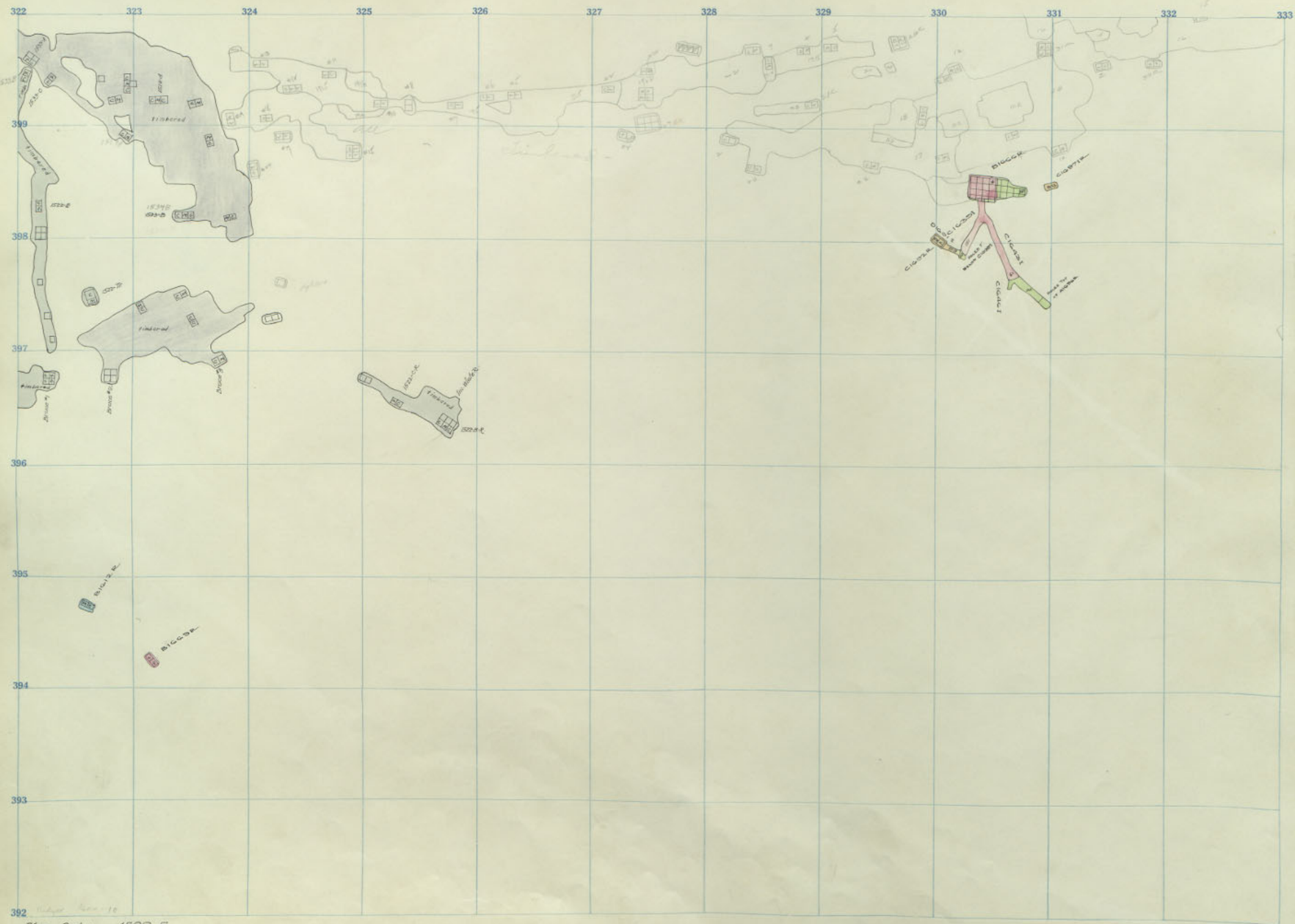


Elm *Orle 1500-6
 Black Rock 1400-11

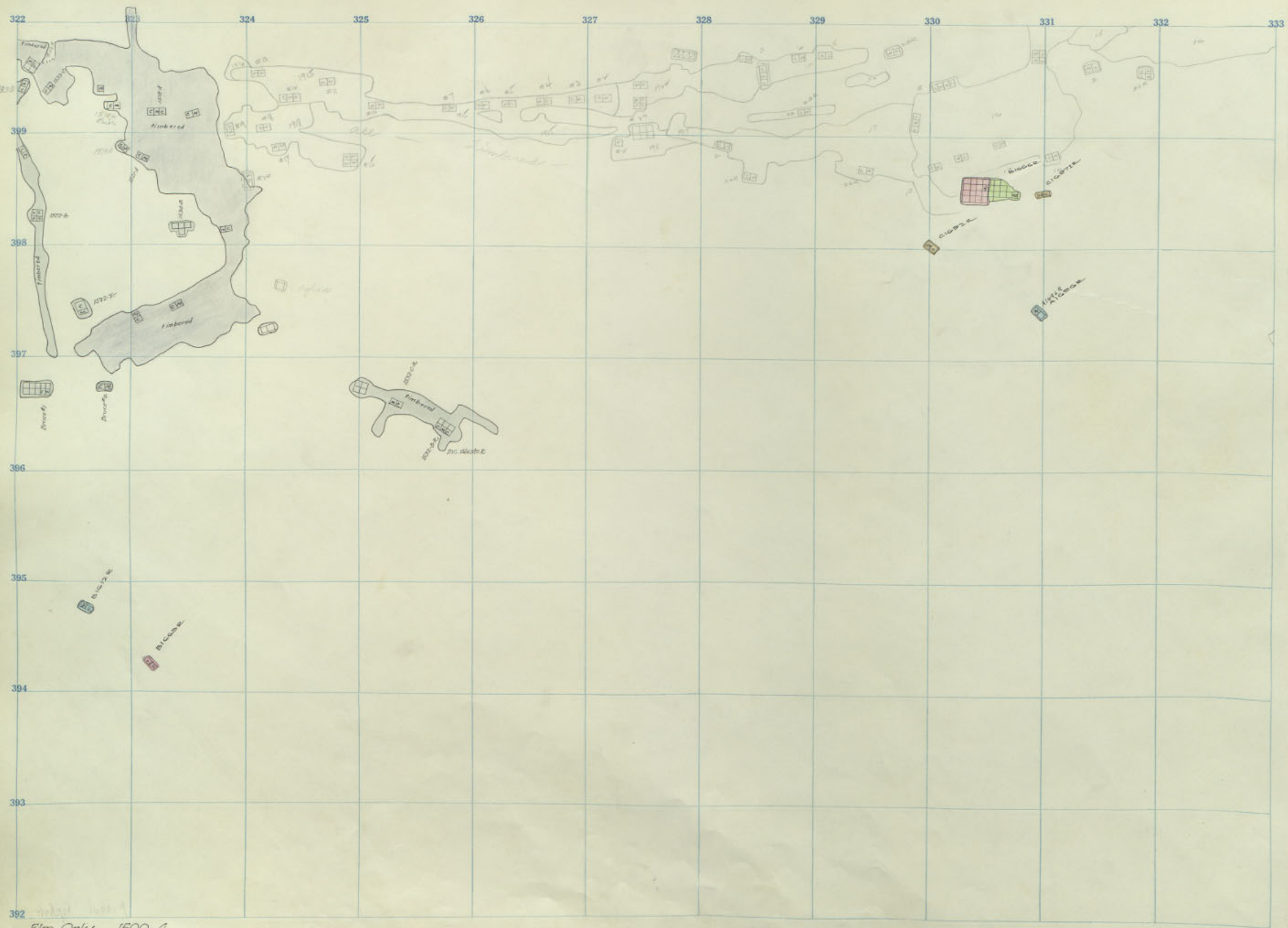
PILOT
 1500
 14

333	334	335	336	337	338	339	340	341	342	343	344
											389
											398
											397
											396
											395
											394
											293
											392

PILOT 18
 PILOT 50
 PILOT
 SPEC.
 BR.
 EMORIO
 BODGEN D.
 EQ BR.



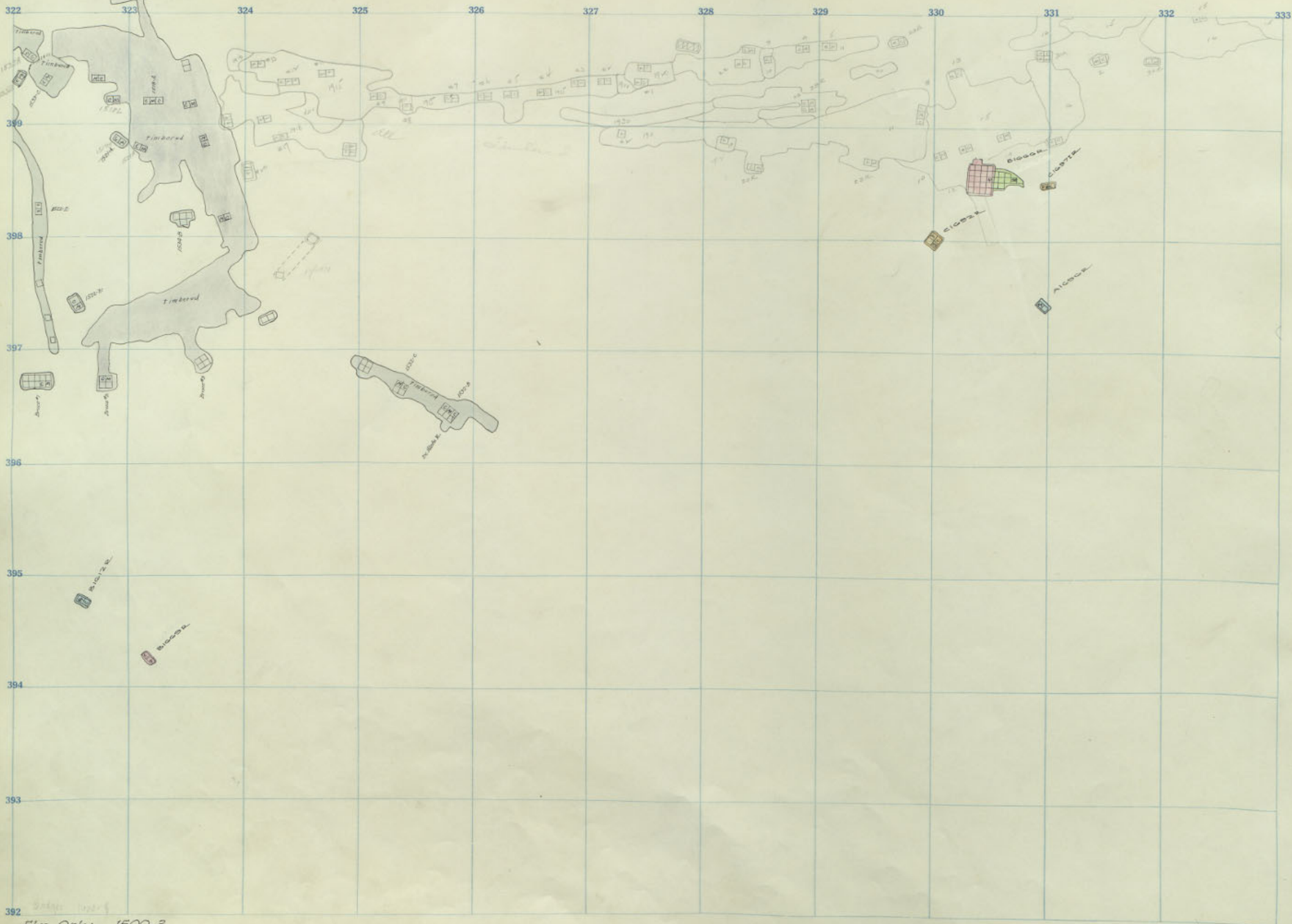
Elm Orly 1500-5
 Black Rock 1400-10



Elm Orie 1500-4
Black Rock 1400-9

333	334	335	336	337	338	339	340	341	342	343	344
											399
											398
											397
											396
											395
											394
											293
											392

PILOT 18
PILOT 50
PILOT
SPEC.
BR.
EMORIO
BADGEN
EQ BR.



Elm Oru 1500-3
 Black Rock 1400-8

PILOT

14

1500

333	334	335	336	337	338	339	340	341	342	343	344
											399
											398
											397
											396
											395
											394
											293
											392

PILOT 18

PILOT 50

PILOT

SPEC.


BR.

EMORU

BR.

BADGER D.

EQ BR.



392
 Elm Ortu 1500-2
 Black Rock 1400-7


PILOT

14


1500

333	334	335	336	337	338	339	340	341	342	343	344
											399
											398
											397
											396
											395
											394
											293
											392

PILOT 18
PILOT 50
PILOT
SPEC.
BR.
EMORIO
BADGER D.
EQ BR.

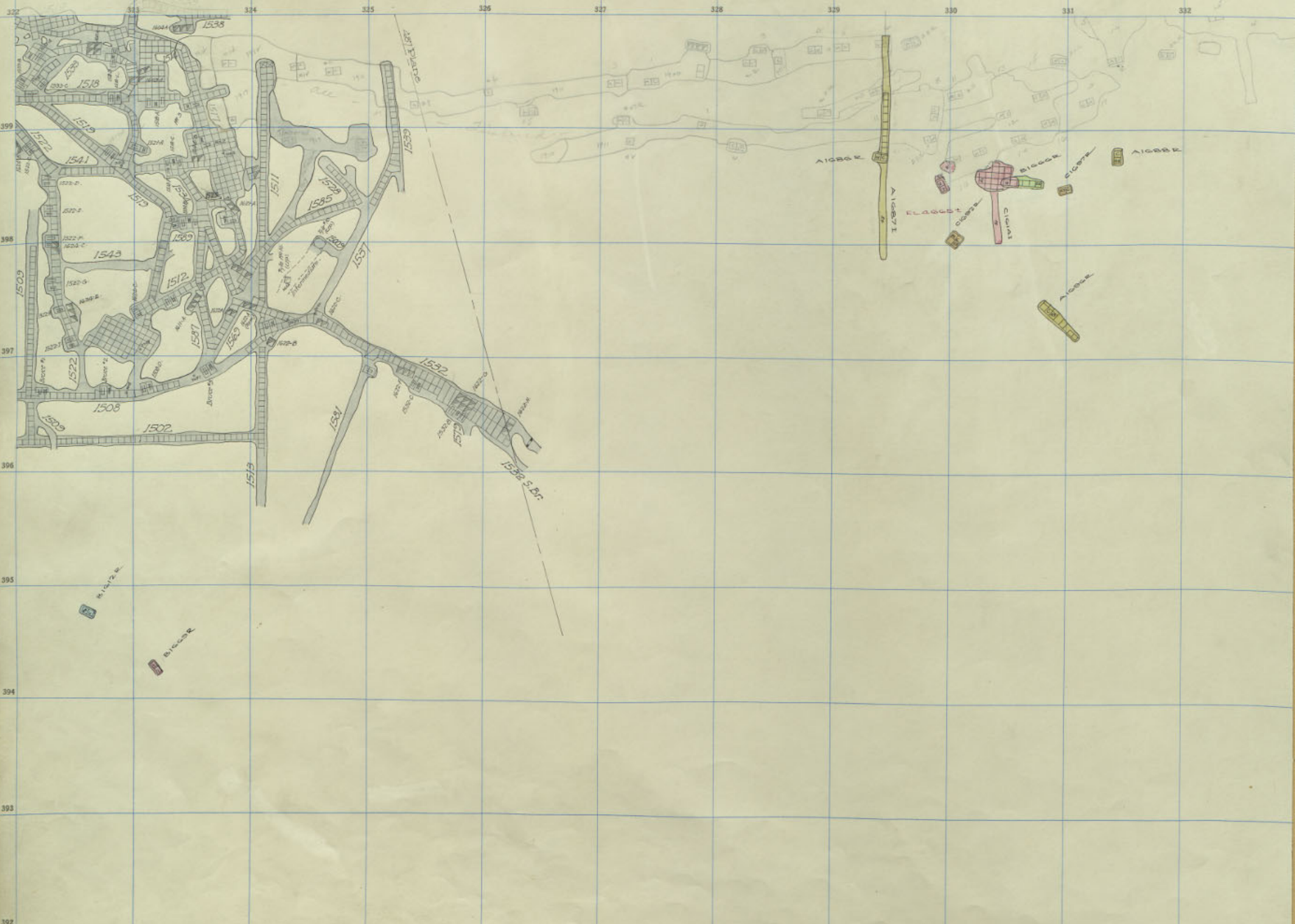


Elm Orly 1500-1 Bnd 1600-C
Black Rock 1400-6



PILOT 18
PILOT 20
PILOT 21
SPEC. 1826
BR.
EMORIO 45
BADGER D.
EQ BR.
399
398
397
396
395
394
393
392

BR. 45-1




PILOT


14

1500

Elm Orles 1500-511-
Black Rock 1400-5



P107 18
 P107 20
 P107 21
 SPEC. 1000
 BR.
 EMORU 45
 BADGER D. 1000
 EQ BR.
 293
 392




Elm Ort 1600-17
 Black Rock 1400-14
 1600-17
 1600-17

PILOT 13

14

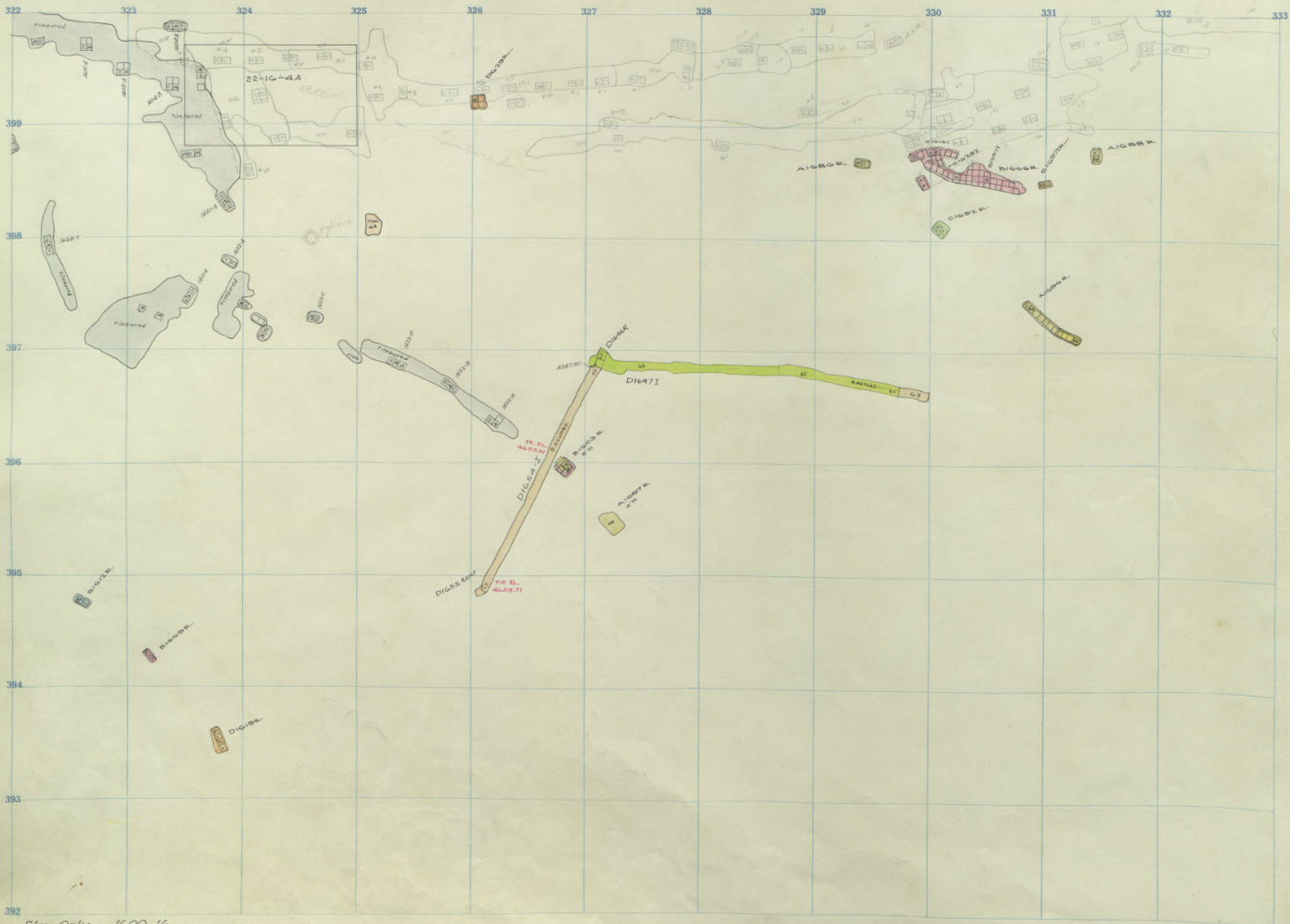
1500

333 334 335 336 337 338 339 340 341 342 343 344



399
398
397
396
395
394
393
392

PILOT 18
PILOT 20
PILOT 21
SPEC. 1800
B.R. 1500
EMORIO 16
BADGER D. 1600
E.O. B.R. RA 1500




Elm Oriu 1600-16
 Black Rock 1400-3
 BADGER 1600-3

PILOT

14

1500



PILOT 10

PILOT 50
PILOT 100

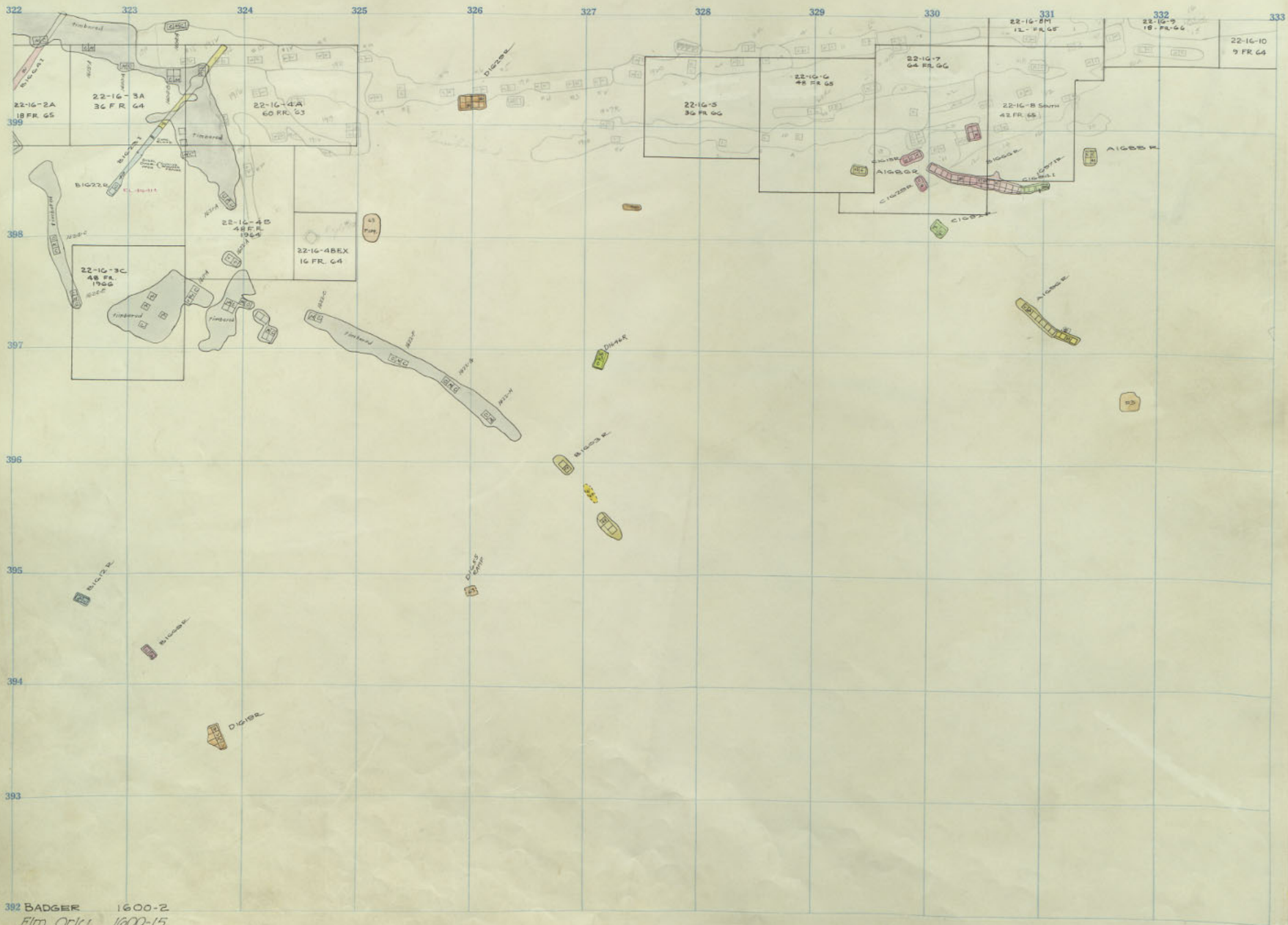
SPEC. 1000

BR.

EMORIO 45

BADGER D. 1600

EQ BR. RA 1000



392 BADGER 1600-2
 Elm Oriu 1600-15
 Black Rock 1400-2

PILOT

1500

333

334

335

336

337

338

339

340

341

342

343

344

22-16-10
9 FR-64

22-16-10
9 FR-64

22-16-145

01-25 RA
FILL

01-25 RA

399

398

397

396

395

394

393

392

PILOT

PILOT

PILOT

SPEC.

B.R.

ELMORU

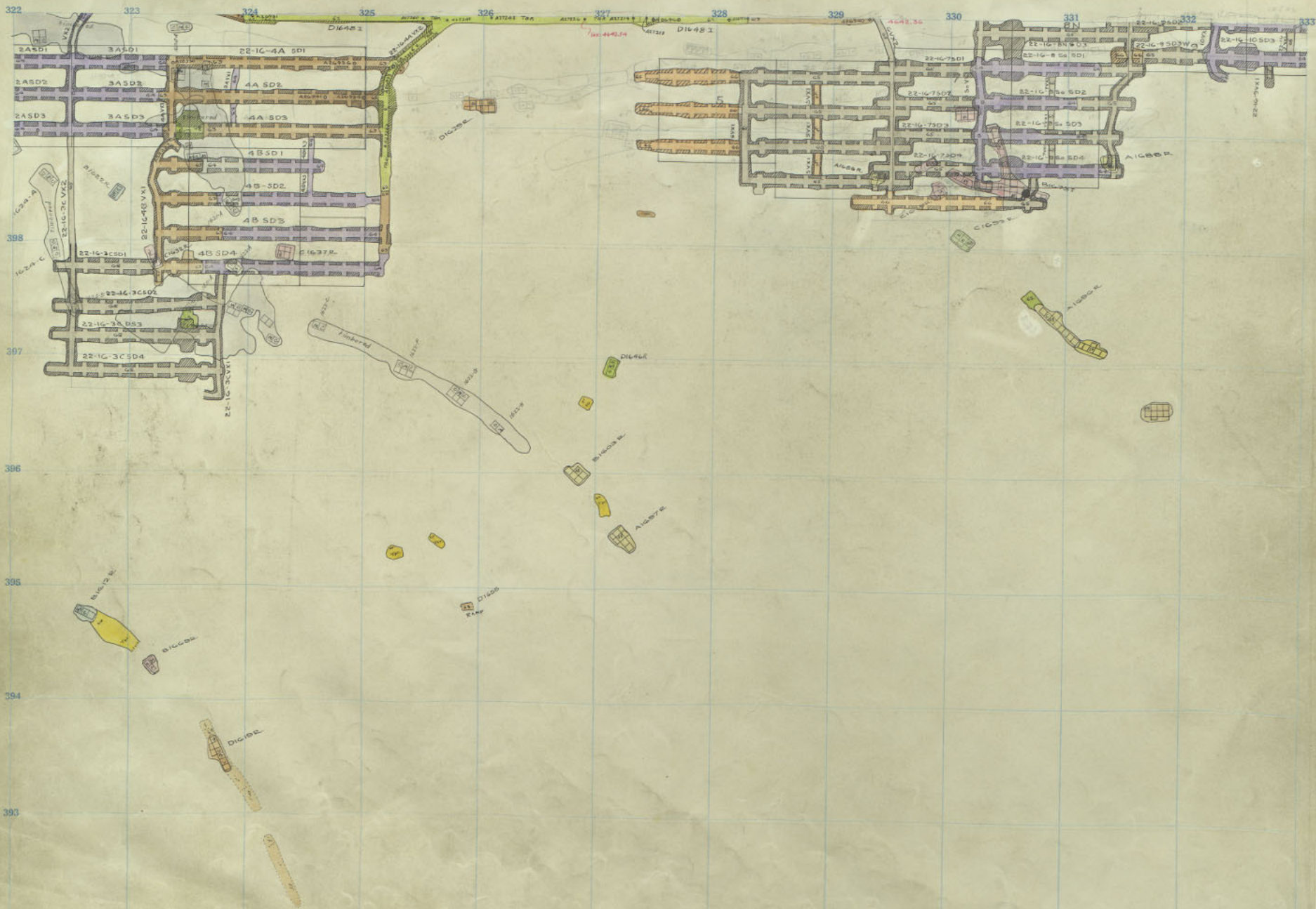
EL

1600

PADGER O.

E

B.R.




392 BADGER 1600-1
 Elm Ori 1600-14
 Black Rock 1100-1

PILOT

14

1500




PILOT 18
 20
 25
 30
 35
 40
 45
 50
 55
 60
 65
 70
 75
 80
 85
 90
 95
 100
 105
 110
 115
 120
 125
 130
 135
 140
 145
 150
 155
 160
 165
 170
 175
 180
 185
 190
 195
 200
 205
 210
 215
 220
 225
 230
 235
 240
 245
 250
 255
 260
 265
 270
 275
 280
 285
 290
 295
 300
 305
 310
 315
 320
 325
 330
 335
 340
 345
 350
 355
 360
 365
 370
 375
 380
 385
 390
 395
 400
 405
 410
 415
 420
 425
 430
 435
 440
 445
 450
 455
 460
 465
 470
 475
 480
 485
 490
 495
 500
 505
 510
 515
 520
 525
 530
 535
 540
 545
 550
 555
 560
 565
 570
 575
 580
 585
 590
 595
 600
 605
 610
 615
 620
 625
 630
 635
 640
 645
 650
 655
 660
 665
 670
 675
 680
 685
 690
 695
 700
 705
 710
 715
 720
 725
 730
 735
 740
 745
 750
 755
 760
 765
 770
 775
 780
 785
 790
 795
 800
 805
 810
 815
 820
 825
 830
 835
 840
 845
 850
 855
 860
 865
 870
 875
 880
 885
 890
 895
 900
 905
 910
 915
 920
 925
 930
 935
 940
 945
 950
 955
 960
 965
 970
 975
 980
 985
 990
 995




392 BADGER 1600 SILL
 Elm Oriu 1600-13
 Black Rock 1400-31!!

PILOT 12
 14
 BADGER 1600
 1400
 1500



PILOT 18
 20
 15
 20
 BR
 100
 ELMORU 16
 15
 E.O. 18
 E.O. 19
 RAN 20



Elm Orts 1600-12
 Black Rock 1500-12


PILOT 12

14

BADGER 1600

1400

1500



PILOT 18

PILOT 20

PILOT 19

SPEC. 1800

BR 1000


ELMORU 16

ELMORU 17

E.O. 18

E.O. 19
RANGE 20

399
398
397
396
395
394
393
392



392
 Elm Ori' 1600-11
 Black Rock 1500-11


PILOT

14

BADGER
1600

1400

1500



PILOT 18

PILOT 20

PILOT 15

SPEC. 1800


B.R. 1000

ELMORU 16

ELMORU 17

E.O. 18

E.O. 19
RANGE 20



Elm Oriu 1600-10
 Black Rock 1500-10


PILOT

14

BADGER
1600

1400

1500



PILOT 18

PILOT 20

PILOT 15

SPEC. 1800

P.R. 1000

ELMORU 16

ELMORU 17

E.O. 1A

E.O. 19

ADDG 20

399

398

397


396

395


394

393


392



Elm Oriu 1600-9
 Black Rock 1500-9




PILOT 18
 PILOT 20
 PILOT 15
 SPEC. 1800
 B.R. 1000
 ELMORU 16
 E.O. 1A
 E.O. 19
 BADC. 20



392
 Elm Oriu 1600-8
 Black Rock 1500-8

PILOT
 BADGER
 1600
 1400
 1500



PILOT 18

PILOT 20

PILOT 20

SPEC. IRON


B.P. 1000

ELMORU 16

ELMORU 17

E.O. 1A

E.O. 19
BADC. 20



Elm Orlu 1600-7
 Black Dock 1500-7


PILOT

14

BADGER
1600

1400

1500



PILOT 18

PILOT 20
PILOT 15


SPEC. IRON

B.P. 1000

EMORU 16
EMORU 17

E.O. 1A

E.O. 19
BADC. 20



Elm Orts 1600-6
Black Rock 1500-6

PILOT 12


BEACON

CU. 14

BADGER 1600

BEACON 1400

BEACON 1500



PILOT 18

PILOT 20

PILOT 155

SPEC. IRON

B.P. 1000


EMORU 16

EMORU 17

E.O. 1A

E.O. 19

BADC 20



Elm Ork 1600-5
 Black Rock 1500-5

PILOT


14

BADGER 1600

1400

1500

333 334 335 336 337 338 339 340 341 342 343 344



PILOT 18

PILOT 20

PILOT 15

SPEC. IRON

B.P. 1000


EMORU 16

EMORU 17

E.O. 1A

E.O. 19

BADG. 20



Elm Orls 1600-4
 Black Rock 1500-4

PILOT


14

BADGER
1600


1400

1500

333 334 335 336 337 338 339 340 341 342 343 344



PILOT 18
 PILOT 20
 SPEC. 1800
 BR. 1000
 EIMORU 16
 EIMORU 17
 E.O. 1A
 E.O. 19
 BADG. 20



Elm Orler 1600-3
 Black Rock 1500-3

PILOT

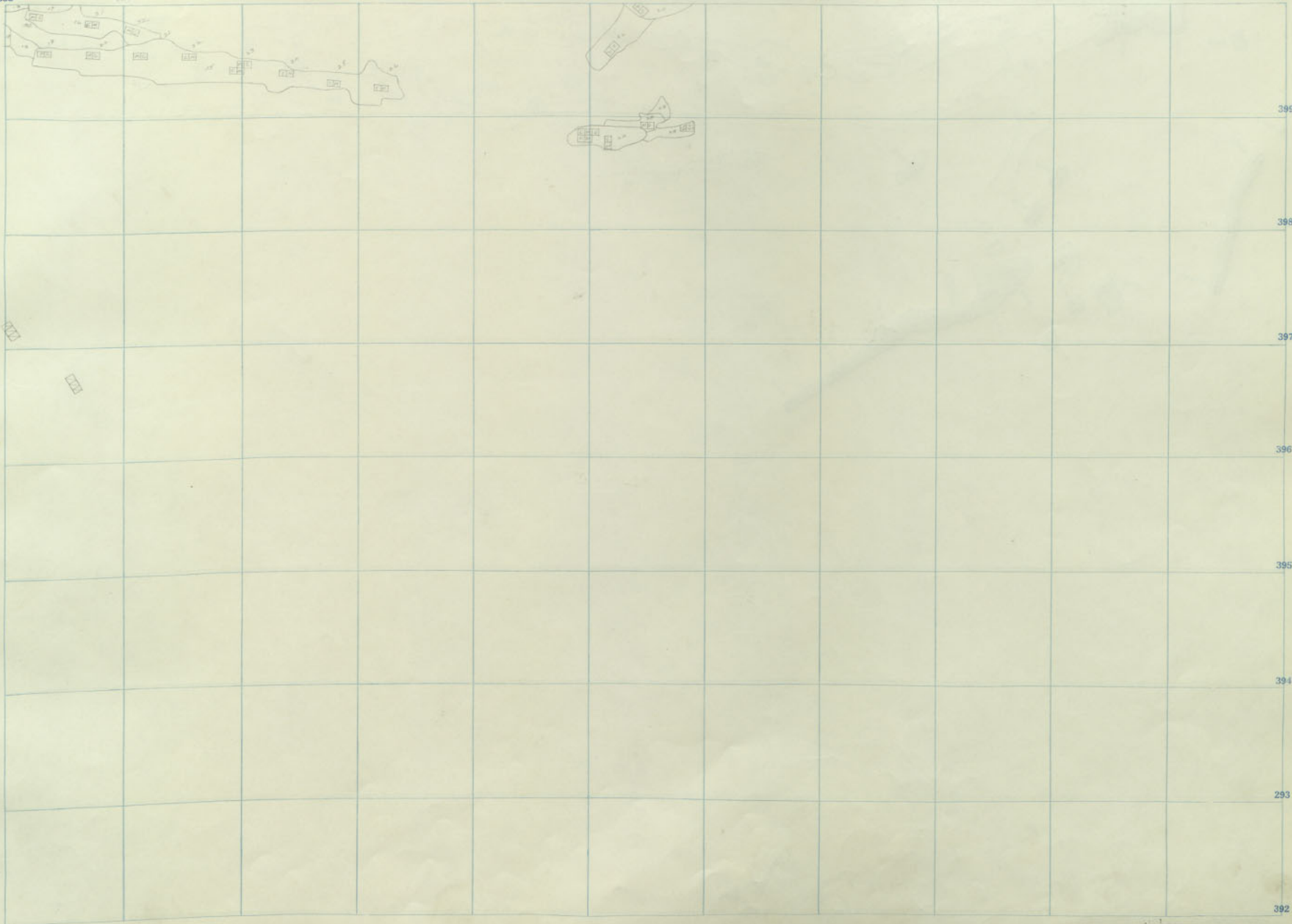
14

BADGER
1600

1400

1500

333 334 335 336 337 338 339 340 341 342 343 344



Pilot 18

Pilot 20

Pilot 15

Spec Iron

B.P. 1000

EMORU 16


EMORU 17

E.O. 1A

E.O. 19


BADC 20

399
398
397
396
395
394
393
392



Elm Ork 1600-2
Black Rock 1500-2

333 334 335 336 337 338 339 340 341 342 343 344



Pilot 18

Pilot 20

Pilot 155

SPEC. IRON

B.P. 1000

EMORU 16

EMORU 17

E.O. 1A

E.O. 19

BADG. 20

399

398

397


396

395

394

293

392



Elm Orie 1600-1
Black Rock 1500-1

333 334 335 336 337 338 339 340 341 342 343 344



333

334

PILOT 18

PILOT 20

PILOT 155

SPEC. IRON

B.R. 1000

EMORU 16

EMORU 17

E.O. 1A

E.O. 19

BADG. 20

399

398

397

396


395

394

393


392

B.R. 1000-1



Elm Ort 1600-311~
Black Rock 1500-311~

333 334 335 336 337 338 339 340 341 342 343 344



Pilot 18
 Pilot 20
 Pilot 15
 SPEC. IRON
 B.P. 1000
 EMORU 16
 EMORU 17
 E.O. 18
 E.O. 19
 BADC. 20

399

398

397

396

395

394

293

392

322	323	324	325	326	327	328	329	330	331	332	333
399											
398											
397											
396											
395											
394											
393											
382											

4-20 170-1

PILOT 12

PILOT 12

PILOT 12


PILOT 12

PILOT 12

PILOT 12


PILOT 12

Handwritten mark




392

Elm Oler 1700-12
Black Rock 1600-12




PILOT 18
 PILOT 20
 155
 SPEC. IRON
 B.P. 1000
 42
 E.O. 18
 E.O. 19
 BADC. 20



Elm Orler 1700-11
 Black Rock 1600-11

PILOT
 59
 76
 BADGER
 1500
 1400

333 334 335 336 337 338 339 340 341 342 343 344



Pilot 18

Pilot 20
Pilot 155

Spec. Iron


B.R. 1600

E.O. 17

E.O. 18

E.O. 19
BADA 20


(S) R 1600-71



Elm Orle 1700-10
 Black Rock 1600-10

PILOT
 49
 76
 BADGER
 1500

333 334 335 336 337 338 339 340 341 342 343 344



PILOT 18

PILOT 20

SPEC. 1800

B.R. 1600

E.O. 17

E.O. 18

E.O. 19
BADA 20

399

398

397

396


395

394

293

392

333 334 335 336 337 338 339 340 341 342 343 344



PILOT 18

PILOT 20

SPEC. 1800

B.R. 1600

E.O. 17

E.O. 18

E.O. 19
BADA 20

399

398

397


396

395

394

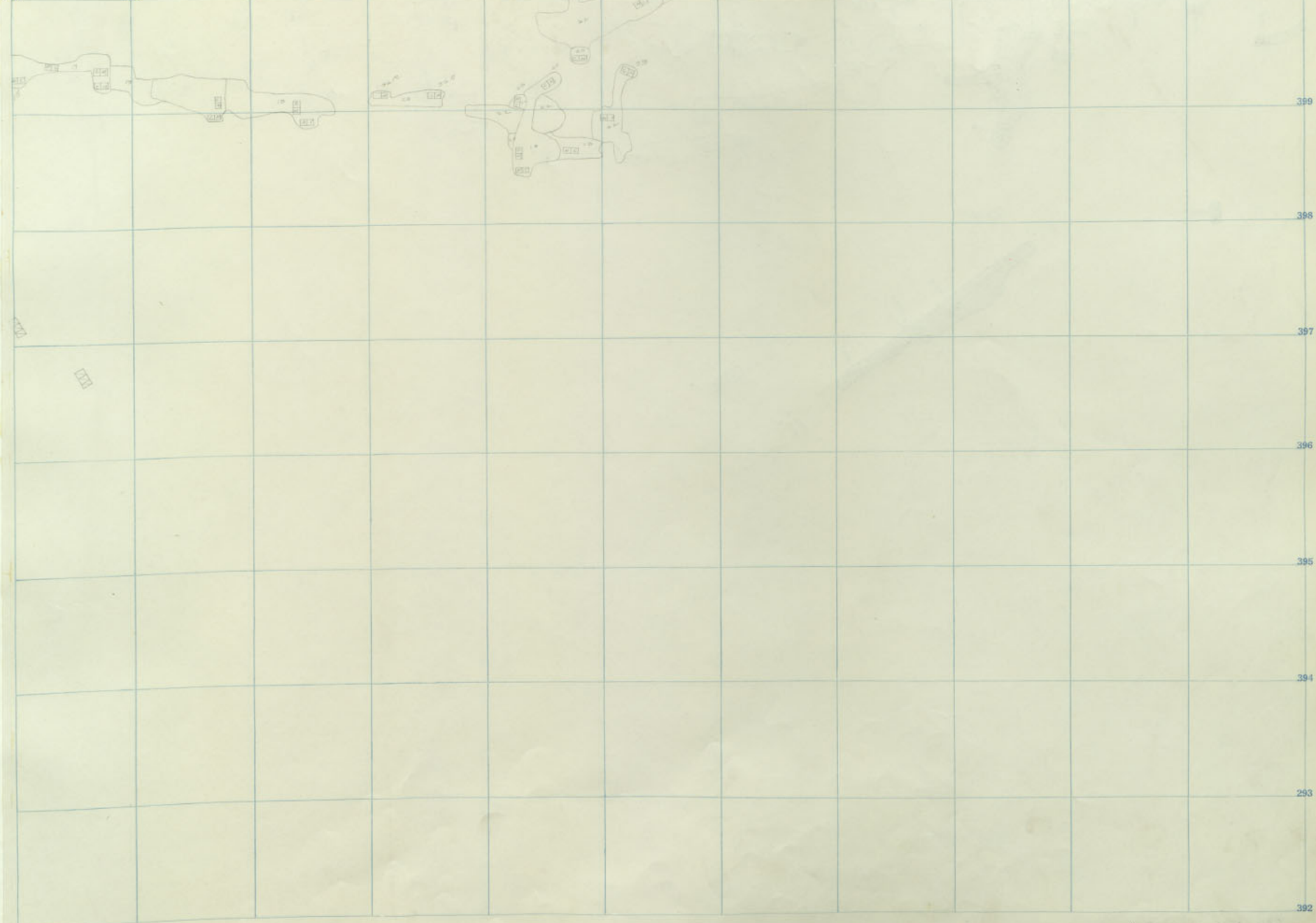
293

392




Elm Oiler 1700-8
 Black Rock 1600-8

333 334 335 336 337 338 339 340 341 342 343 344



PILOT 18
 PILOT 20
 SPEC. 1800
 B.R. 1000
 E.O. 17
 E.O. 18
 E.O. 19
 BADA 20

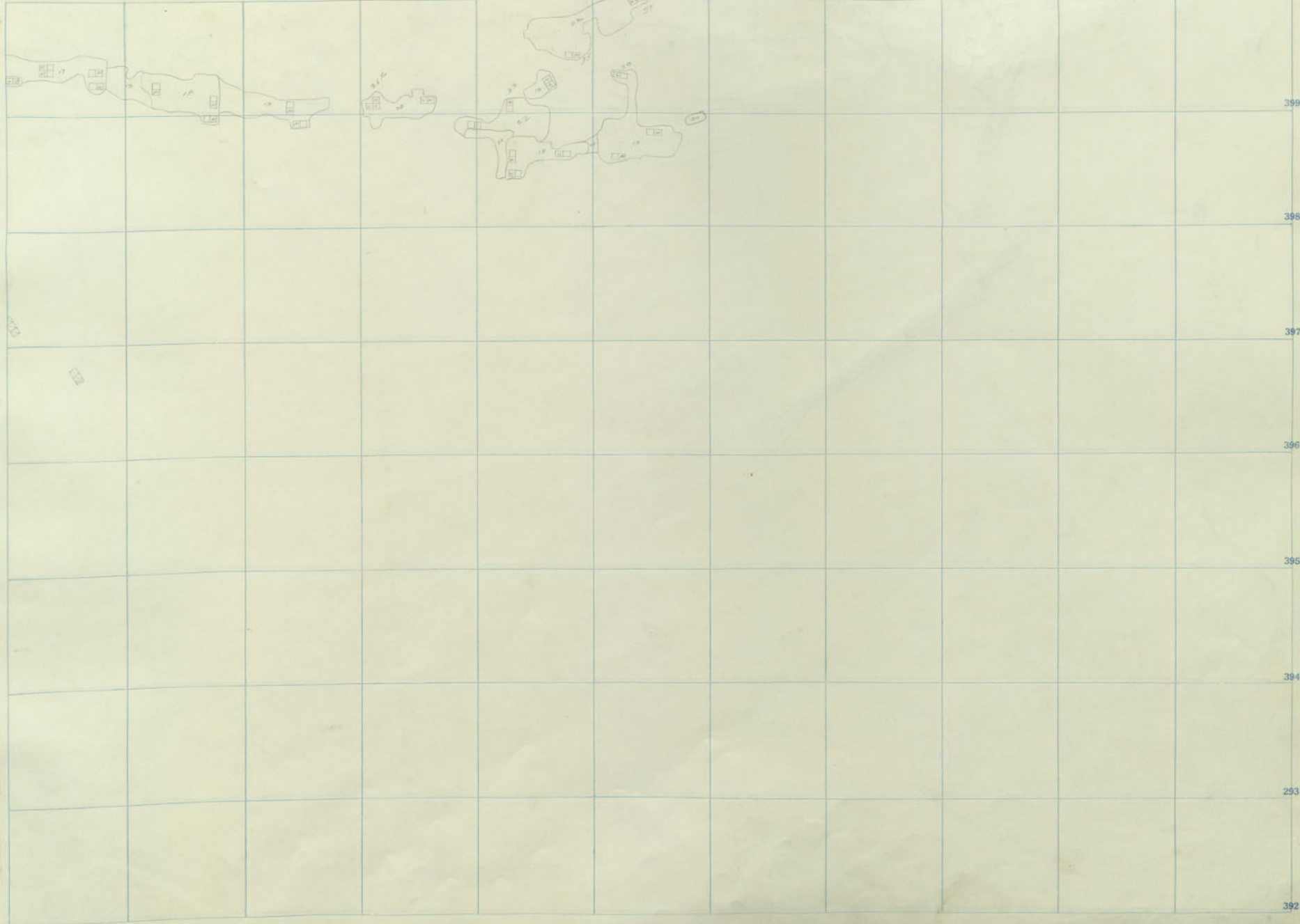
JBK-1000-5



Elm Ortu 1700-7
 Black Rock 1600-7


PILOT
 59
 74
 76
 BADGER
 1500
 1400

333 334 335 336 337 338 339 340 341 342 343 344




PILOT 18
 PILOT 20
 PILOT 25
 SPEC. 1800
 B.R. 1000
 E.O. 17
 E.O. 18
 E.O. 19
 BADA 20

BR 1000 7



Elm Oriu 1700-6
 Black Rock 1600-6


333 334 335 336 337 338 339 340 341 342 343 344



399
398
397
396
395
394
393
392

PILOT 18
 PILOT 20
 SPEC. 1800
 B.R. 1600
 E.O. 17
 E.O. 18
 E.O. 19
 BADA 20


B.R. 1600



PILOT
 59
 76
 BADGER
 1500
 1700

Elm Ork 1700-5
 Black Rock 1600-5


333 334 335 336 337 338 339 340 341 342 343 344



399
398
397
396
395
394
393
392

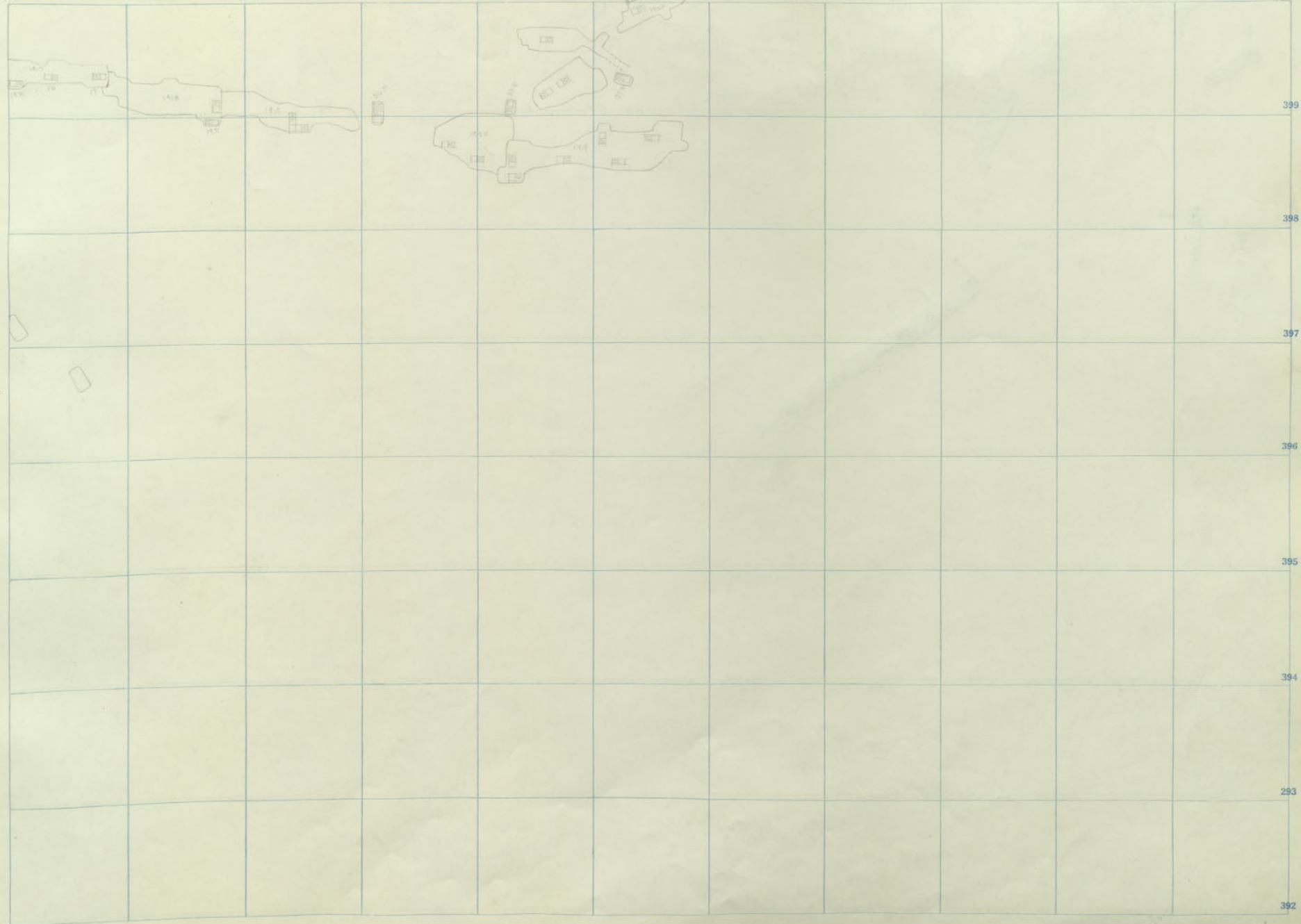
PILOT 18
 PILOT 20
 PILOT 25
 SPEC. 1800
 B.R. 1600
 E.O. 17
 E.O. 18
 E.O. 19
 BADA 20

15 R 1600-5



Elm Orle 1700-4
Black Rock 1600-4

333 334 335 336 337 338 339 340 341 342 343 344



399
398
397
396
395
394
393
392

PILOT 18

PILOT 20

SPEC. 1800


B.R. 1600

E.O. 17

E.O. 18


E.O. 19
BADA 20

BR 1600-4



Elm Ort 1700-3
 Black Rock 1600-3

PILOT
 49
 76
 BADGER
 1400
 1500



Pilot 18

Pilot 20

Spec. Iron


B.R. 1000

E.O. 17

E.O. 18


E.O. 19
BADA 20

Pilot - B.R. 1000 Sill
B.R. 1000-2



Elm Ork 1700-2
Black Rock 1600-2


333 334 335 336 337 338 339 340 341 342 343 344



PILOT 18
 PILOT 20
 SPEC. IRON
 B.R. 1600
 E.O. 17
 E.O. 18
 E.O. 19
 BADA. 20

399
 398
 397
 396
 395
 394
 293
 392

B.R. 1600-2

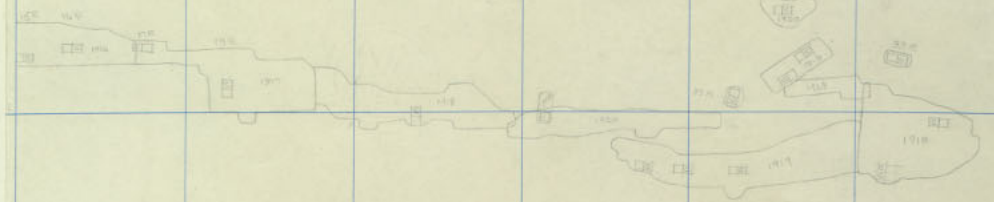


Elm Orls 1700-1
 Black Rock 1600-1

PILOT
 BR.
 49.
 76
 BADGER
 1400
 1500

333 334 335 336 337 338 339 340 341 342 343 344

267-A




PILOT 18
 PILOT 20
 SPEC. IRON
 B.R. 1600
 E.O. 17
 E.O. 18
 E.O. 19
 BADG. 20

344
339
338
337
336
335
334
333
332

B-1600-1


333 334 335 336 337 338 339 340 341 342 343 344



PILOT 18
 PILOT 20
 SPEC. 1800
 E.O. 17
 E.O. 18
 E.O. 19
 BADA 20


399
 398
 397
 396
 394
 393
 392

Bl. Rock 1600 Bill



P. 2
 1800-12
 Spec. 1800-5111
 Black Rock 1700-12


333 334 335 336 337 338 339 340 341 342 343 344



PILOT 18
PILOT 20
PILOT 25
SPEC. 1800

E.O. 18
E.O. 19
BADA. 20

399
398
397
396
395
394
393
392



p-1
B-24

Elm Oler 1800-11
Black Rock 1700-11

333 334 335 336 337 338 339 340 341 342 343 344



Pilot 18

Pilot 20 0107 1700

E.O. 18

E.O. 18

E.O. 19 BADG 20

399

398

397


396

395


394

293

392

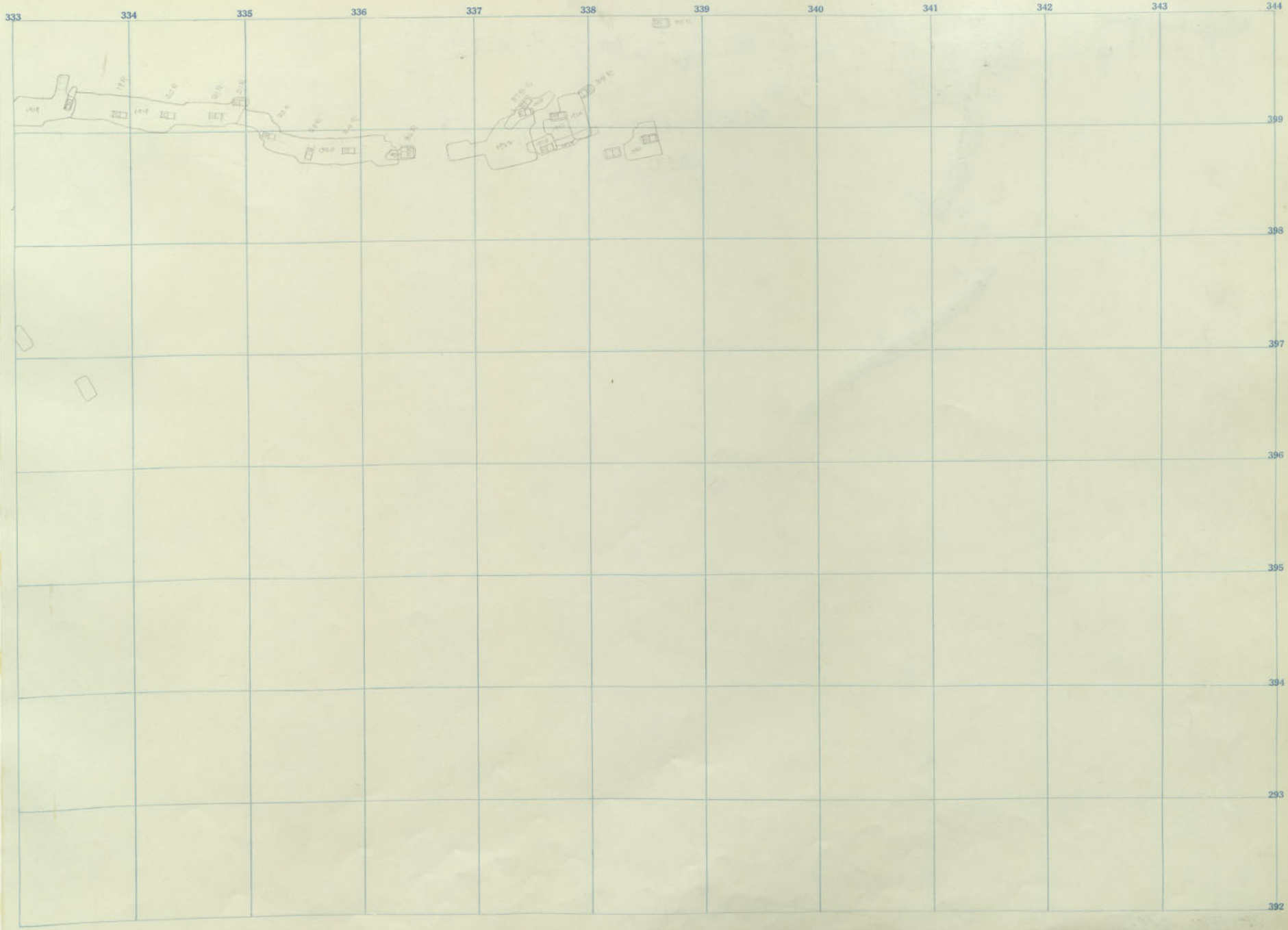


Elm Ork 1800-10
 Pilot 1800-5/11
 Black Rock 1700-10



PILLOT 0101
 20 155
 E.P.
 1700


E.O.
 18
 E.O. 19
 BADA 20



Pilot 0107
20
E.P.
1700


E.O.
18

E.O. 19
BADA 20



Elm Orls 1800-8
Black Rock 1700-8

333 334 335 336 337 338 339 340 341 342 343 344



P1107
20
1700
E.P.

E.O.
18

E.O. 19
BADA 20

399

398

397

396


395

394

293

392


BRUCE WALK 1705-8



Elm Orle 1800-7
 Black Rock 1700-7

BADE 17 7 512
 L.C. 1800 F.Y. 1800
 1800
 1800

333 334 335 336 337 338 339 340 341 342 343 344



P1107
20
1700
E.P.

E.O.
18

E.O. 19
BADA 20

399

398

397

396


395

394

293


392

BLACK & WHITE 17007




P-14
 9-17
 Elm Orls 1800-6
 Black Rock 1700-6

333 334 335 336 337 338 339 340 341 342 343 344

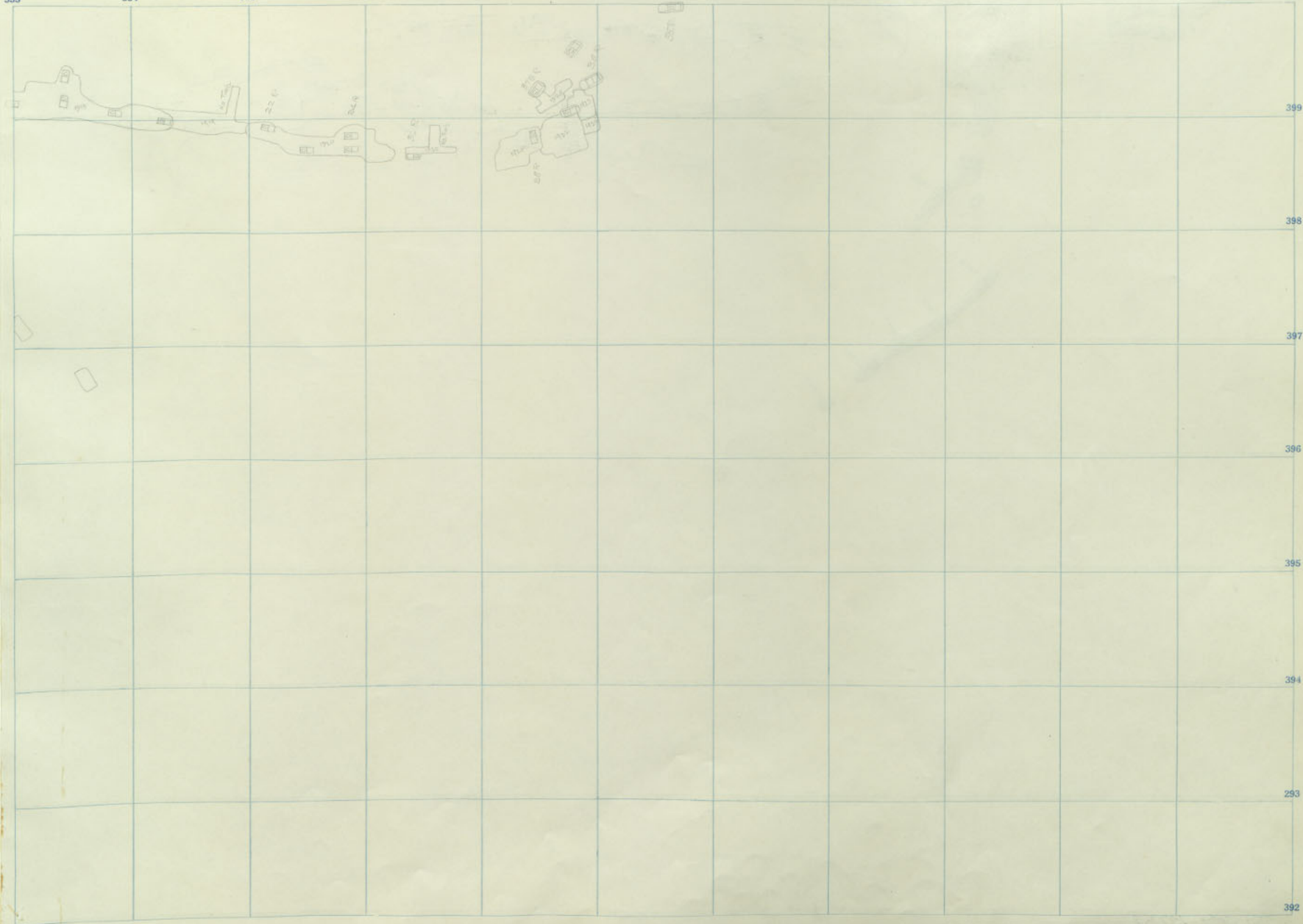


P1101
20
1700
E.P.
E.O.
18
E.O. 19
BADA 20
399
398
397
396
395
394
293
392



P-13
P-14
Elm Orle 1800-5
Black Rock 1700-5

333 334 335 336 337 338 339 340 341 342 343 344



399

398

397

396

395

394


293

392

PILOT 0101
20 1700
P.R.

E.O.
18


E.O. 19
BADA 20



P-12
B-17

Elm Oiler 1800-4
Black Rock 1700-4

333 334 335 336 337 338 339 340 341 342 343 344




PILLOT 0107
20
1700
E.P.

E.O. 18
E.O. 19
BADA 20


399
398
397
396
395
394
393
392

Drawn by [unclear]



Elm Ortu 1800-3
Black Rock 1700-3

333 334 335 336 337 338 339 340 341 342 343 344



PILOT 0107
20 1700
P.R.

E.O.
18

E.O. 19
BADA 20

399

398

397


396

395

394


293

392



Elm Orle 1800-2
 Black Rock 1700-2

BADS: 100 17 52
 1200 1800
 1800 1800



Elm Ort 1800-1
 Black Rock 1700-1

BADS: 100 17 52
 1200 F. 4. 1870
 1200 F. 4. 1870

333 334 335 336 337 338 339 340 341 342 343 344



399

398

397

396

395

394

393

392

P1101
20
152

E.P.
1700

E.O.
18

E.O. 19
BADA 20

1-10-1954

333 334 335 336 337 338 339 340 341 342 343 344




1776

PILLOT 20
PILLOT 20
E.P.
1800

E.O.
18

E.O. 19
BADG. 20

399
398
397
396
395
394
293
392



Pilot 2000-7
 Elm Orts 1900-12
 Black Rock 1800-12

333 334 335 336 337 338 339 340 341 342 343 344



399

398

397

396

395


394

393

392


PILLOT 20 22 B.P. 1800

E.O. 19 BADG. 20



Pilot 2000-6
 Elm Ortu 1900-11
 Black Rock 1800-11

333 334 335 336 337 338 339 340 341 342 343 344



399

398

397

396

395


394

293

392

PILLOT 0107
20 122
B.P.
1800

E.O. 19
BADA 20



Pilot 2000-5
 Elm Oler 1900-10
 Black Rock 1800-10

333 334 335 336 337 338 339 340 341 342 343 344



1922

399

398

397

396

395


394

293

392

PILLOT 0107
20 22
B.P.
1800

E.O. 19
BADA 20



Pilot 2000-4
 Elm Ortu 1900-9
 Black Rock 1800-9

333 334 335 336 337 338 339 340 341 342 343 344



399

398

397

396

395


394

293

392

PIL0T 20
22
B.R.
1800

E.O. 19
BADA 20



Pilot 2000-3
 Elm Ork 1900-8
 Black Rock 1800-8

333 334 335 336 337 338 339 340 341 342 343 344



399

398

397

396

395


394

293

392

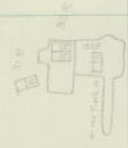
PILOT 2
20
22
B.R.
1800

E.O. 19
BADA. 20



392
Pilot 2000-2
Elm Oriu 1900-7
Black Rock 1800-7

333 334 335 336 337 338 339 340 341 342 343 344



399

398

397

396

395


394

293

392

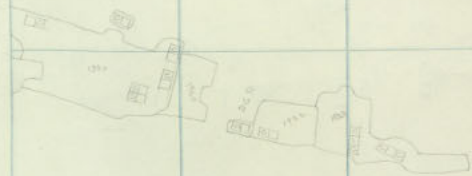
PIL0T 2
20
22
B.R.
1800

E.O. 19
BADA. 20



Pilot 2000-1
 Elm Orlu 1900-6
 Black Rock 1800-6

333 334 335 336 337 338 339 340 341 342 343 344



399

398

397

396

395

394


293

392


P110T 20
22

B.R.
1800

E.O. 19
BADA 20




333 334 335 336 337 338 339 340 341 342 343 344



B.P. 0107
1901 22
B.P.
1800


E.O. 19
BADA. 20



392

Pilot 2200-26
Elm Ork 1900-4
Black Rock 1800-4


333 334 335 336 337 338 339 340 341 342 343 344



399
398
397
396
395
394
293
392


B.P. 0107
1800 22
B.P. 1800

E.O. 19
BADG. 20



Elm Ort 1900-3
 Pilot 2200-25
 Black Rock 1800-3

333 334 335 336 337 338 339 340 341 342 343 344




399
398
397
396
395
394
393
392

Black Rock 1800-3


B.P. 0107
1800 22
B.P. 1800

E.O. 19
BADD. 20



392
 Elm Orlu 1900-2
 Pilot 2200-24
 Black Rock 1800-2

333 334 335 336 337 338 339 340 341 342 343 344



399

398

397

396

395


394

293


392

B.P. 9107
1800 22
B.P. 1800

E.O. 19
BADG. 20




Elm Oriu 1900-1
 Pilot 2200-23
 Black Rock 1800-1



B.P. 9107
1800-22


E.O. 19
BADG. 20



PILOT 1/2
 PILOT 20
 B.R. 1800
 B.R. 1800
 B.R. 1800
 ELMO 17
 ELMO 18

392
 Elm Ortu 1900-5111 ~ Black Rock 1800-5111 ~
 Pilot 2200-22
 Badger 2000-5111 ~

333 334 335 336 337 338 339 340 341 342 343 344



BR 0107
1800 22

E.O. 19
BADA 20


322	323	324	325	326	327	328	329	330	331	332	333
399											
398											
397											
396											
395											
394											
393											
392											

PILOT 18
 PILOT 20
 B.P. 1800
 F.C.
 B.P.
 EL MORO 18
 EL MORO 17
 F.C. 19
 BADG. 20

333	334	335	336	337	338	339	340	341	342	343	344
											399
											398
											397
											396
											395
											394
											293
											392

BP 0107
1900 22

4



Elm Oriu 2000-12
 Pilot 2200-20
 Black Rock 1900-12

PILOT 1A 01
 20
 B.R. 1800
 E.O. 12
 ELMORU 18
 17
 20
 BADG. 20


333 334 335 336 337 338 339 340 341 342 343 344



399
398
397
396
395
394
393
392

BR 0107
1900-22


4



PILOT 18
 20
 B.R. 1800
 E.O. 1200
 E.O. 17
 ELIM O.R.L. 18
 BADG. 20

Elim Orlu 2000-11
 Pilot 2200-19
 Black Rock 1900-11


333 334 335 336 337 338 339 340 341 342 343 344



399
398
397
396
395
394
393
392

BR 0107
1900 22

4



Elm Orlu 2000-10
 Pilot 2200-18
 Black Rock 1900-10


333 334 335 336 337 338 339 340 341 342 343 344



399
398
397
396
395
394
293
392

BR 0107
1900 22

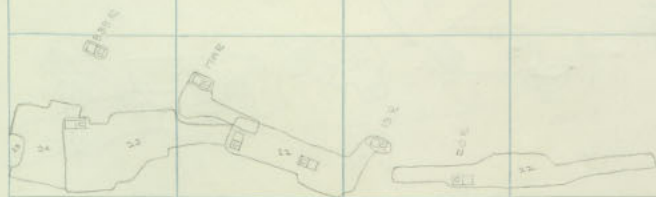
4



Elm Oriu 2000-9
Pilot 2200-17
Black Rock 1900-9

PILOT 18
B.R. 1800
ELM ORIU 17
BADG. 20


333 334 335 336 337 338 339 340 341 342 343 344



399
398
397
396
395
394
393
392

BR 0107
1900 22

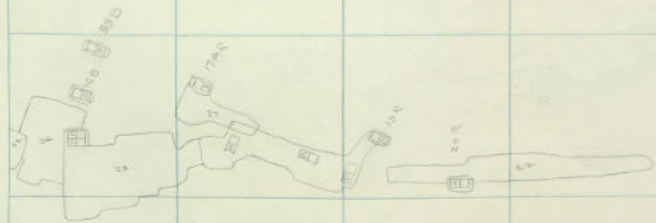
4



Elm Oriu 2000-8
 Pilot 2200-16
 Black Rock 1900-8

PILOT 18
 PILOT 20
 B.R. 1800
 B.R. 1500
 E.O. 17
 ELMORU 18
 BADG. 20

333 334 335 336 337 338 339 340 341 342 343 344



399

398

397

396

395


394

393

392

BR 9107
1900 22

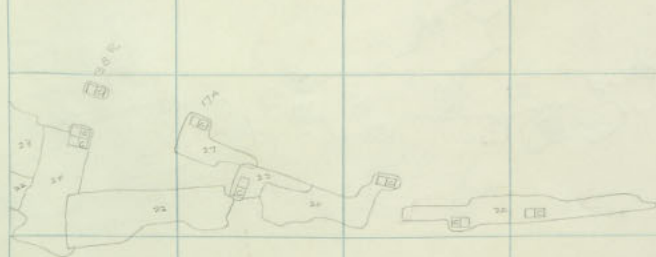
4



PILOT 18
 PILOT 20
 B.P. 1800
 E.C. 1200
 E.C. 17
 ELMORU 18
 BADG. 20

Elm Oriu 2000-7
 Pilot 2200-15
 Black Rock 1900-7

333 334 335 336 337 338 339 340 341 342 343 344



399

398

397

396

395


394

393

392

BR 0107
1900 22


4



Pilot 2200-14
 Elm Orts 2000-6
 Black Rock 1900-6


PILOT 18
 BADG. 20
 ELMOREL 18
 ELMO. 17
 B.P. 1800
 E.C. 1200

333 334 335 336 337 338 339 340 341 342 343 344



BR 9107
1900 22

4



PILOT 18 20

B.R. 1800

ELM ORLY 1200

ELM ORLY 17

ELM ORLY 18

BADG. 20

Pilot 2200-13
 Elm Orly 2000-5
 Black Rock 1900-5

333 334 335 336 337 338 339 340 341 342 343 344



399

396

397

396

395


394

293

392

BR
1900
22
9107

4



PILOT 18
 B.R. 1800
 E.O. 1200
 ELMO. 17
 ELMO. 18
 BADG. 20

Pilot 2200-12
 Elm Ortu 2000-4
 Black Rock 1900-4

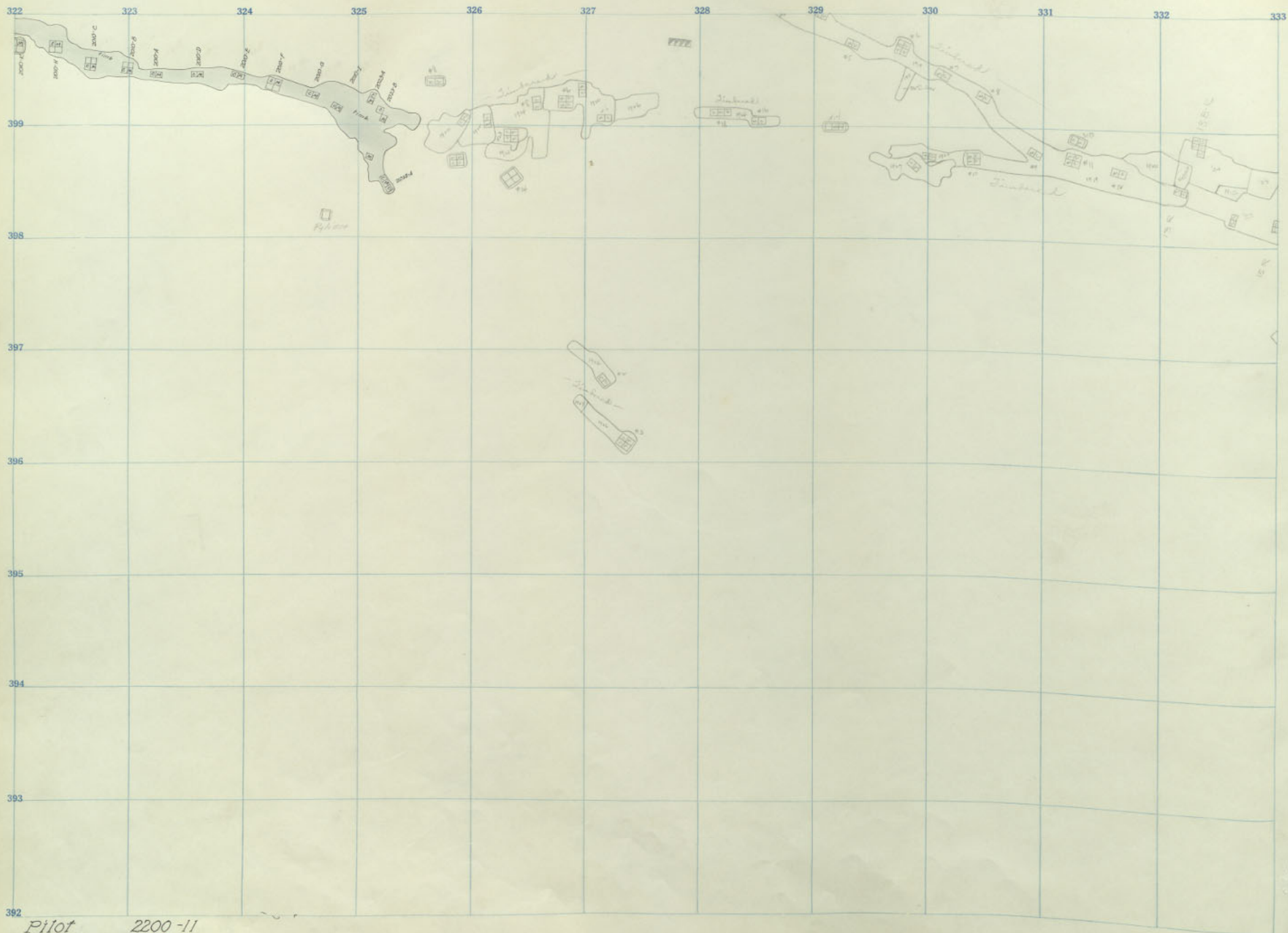
333 334 335 336 337 338 339 340 341 342 343 344



399
396
397
396
395
394
293
392

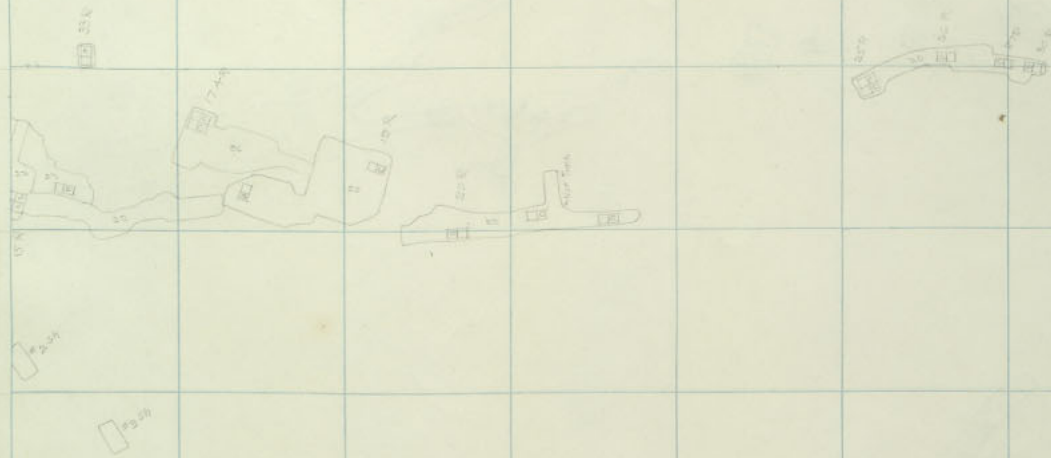
BR 9107
1900 22

4



Pilot 2200-11
 Elm Orte 2000-5
 Black Rock 1900-3

333 334 335 336 337 338 339 340 341 342 343 344



399

398

397

396

395

394

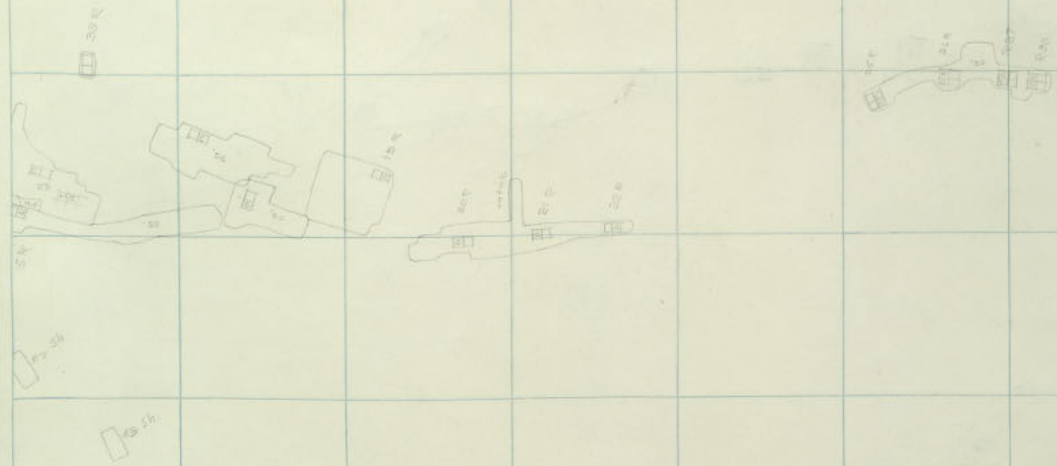
393

392

BR 9107
1900 22

4


333 334 335 336 337 338 339 340 341 342 343 344



399
398
397
396
395
394
393
392

BR 9107
1900-22

4



PILOT 18

PILOT 20

B.P. 1800

B.P. 1200

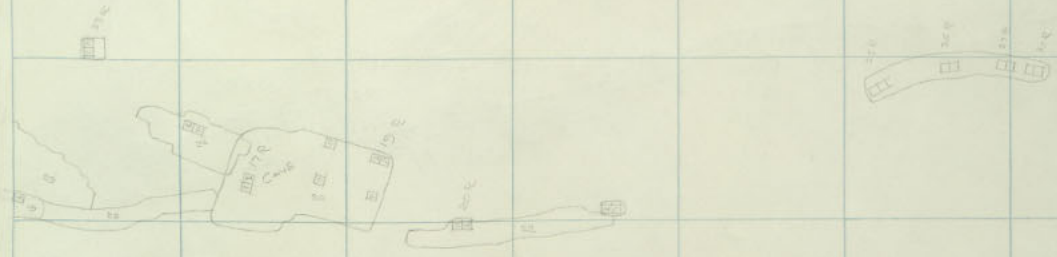
E.O. 42

ELM ORT 17

ELM ORT 18

BADG. 20


333 334 335 336 337 338 339 340 341 342 343 344



399
398
397
396
395
394
393
392

BR
D107
1900
22

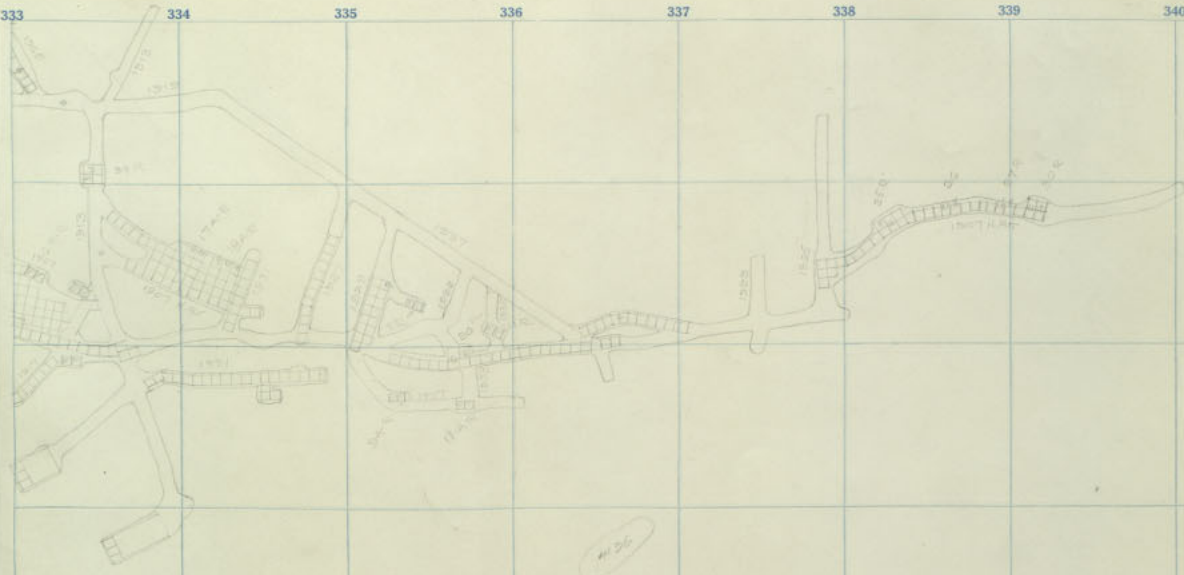
4



PILOT 8
 B.P. 1900
 B.P. 1800
 B.P. 1200
 B.P. 1100
 B.P. 1000
 B.P. 900
 B.P. 800
 B.P. 700
 B.P. 600
 B.P. 500
 B.P. 400
 B.P. 300
 B.P. 200
 B.P. 100

Pilot 2200 - 8
 Elm Oriu 2000 - Sill ~
 Black Rock 1900 - Sill ~

333 334 335 336 337 338 339 340 341 342 343 344



399
398
397
396
395
394
293

Pilot
22

4

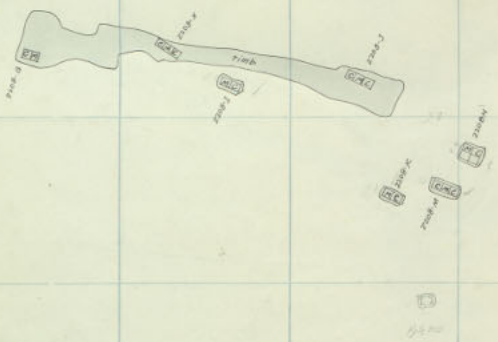
Pilot 2200 SIII
Black Rock 1900 SIII

392

322 323 324 325 326 327 328 329 330 331 332 333


399
398
397
396
395
394
393

4477



392
 Pitf 2200-7
 Elm Ontu 2100-12 2200-25

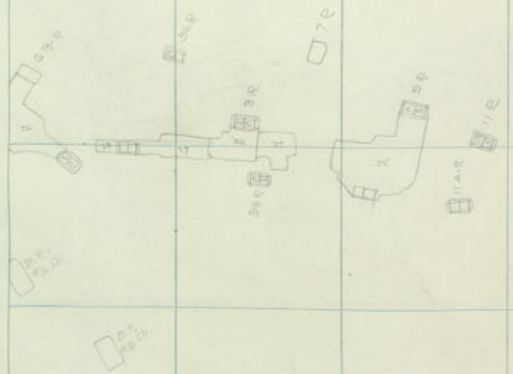
PILOT 18
 B.P. 1900
 B.P. 1800
 B.P. 1500
 E.O. 17
 E.MORLU 18
 BADG. 20



B.D. Y
 PILOT 18
 B.D. Y
 1900
 B.D. Y
 1800
 B.D. Y
 1200
 B.D. Y
 1000
 B.D. Y
 800
 B.D. Y
 600
 B.D. Y
 400
 B.D. Y
 200
 B.D. Y
 0

Pilot 2200-6
 Elm Ortu 2100-11 2200-24
 Black Rock 2000-18


333 334 335 336 337 338 339 340 341 342 343 344



399
398
397
396
395
394
393
392

PLOT
22

4



392 Pilot 2200-5
Elm Orlu 2100-10 2200-23
Black Rock 2000-17

333

334

335

336

337

338

339

340

341

342

343

344



399

398

397


396

395

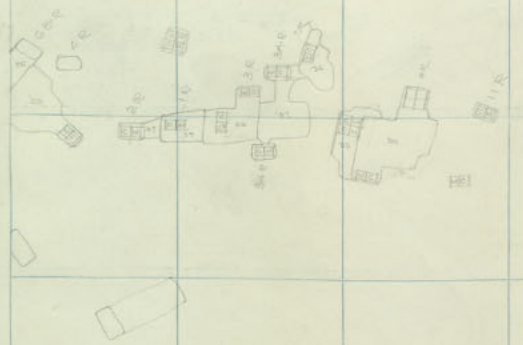
394

393

392



333 334 335 336 337 338 339 340 341 342 343 344



399

398

397

396

395

394

393

392

P107
22

4



Pilot 2200-3
 Elm Orlu 2100-8 2200-21
 Black Rock 2000-15

333

334

335

336

337

338

339

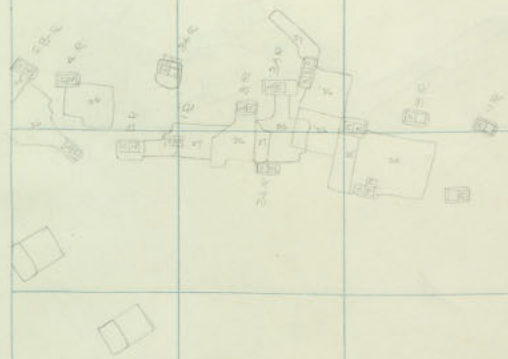
340

341

342

343

344



399

398

397

396

395


394

393

392

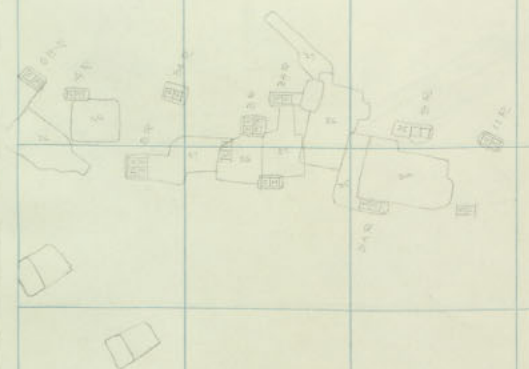
P107
22

4



PILOT 01
 B.D. 1900
 B.P. 1800
 B.R. 1200
 E.O. 1100
 E.M. 1000
 E.O. 900
 E.M. 800
 E.O. 700
 E.M. 600
 E.O. 500
 E.M. 400
 E.O. 300
 E.M. 200
 E.O. 100
 E.M. 000

333 334 335 336 337 338 339 340 341 342 343 344



399

398

397

396

395

394

393

392

P107
22

4



392

Pilot 2200-1
 ElmOrtu 2100-6 2200-19
 Black Rock 2000-13

PILOT 01

B.P. 1900

B.P. 1800

B.P. 1200

E.O. 42

E.O. 17

ELMORLU

BADG. 20

B.P. 1900

333

334

335

336

337

338

339

340

341

342

343

344

399

398

397

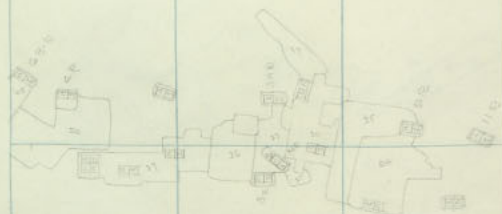
396

395

394

393

392



Open

Open

Pilot
22

4



Pilot 2200-Sill-
 Elm Ortu 2100-5 2200-18
 Black Rock 2000-12

333 334 335 336 337 338 339 340 341 342 343 344

399

398

397

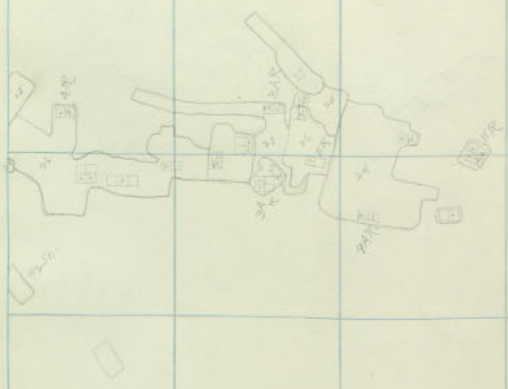
396

395


394

293


392




Blade - B.R. 2000-12



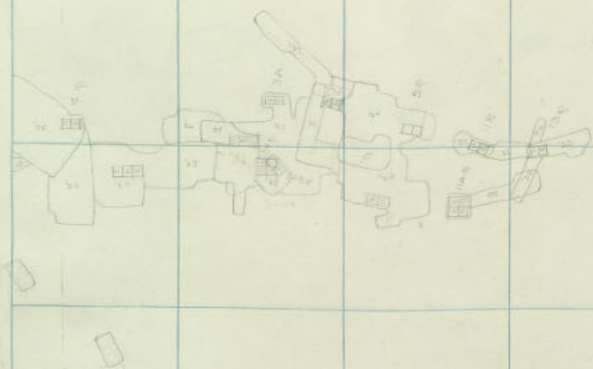
Pilot 2400 - 25
 Elm Ortu 2100 - 4 2200-17
 Black Rock 2000-11





Pilot 2400 - 24
 Elm Ortu 2100 - 3 2200-16
 Black Rock 2000-10

333 334 335 336 337 338 339 340 341 342 343 344



399

398

397

396

395

394

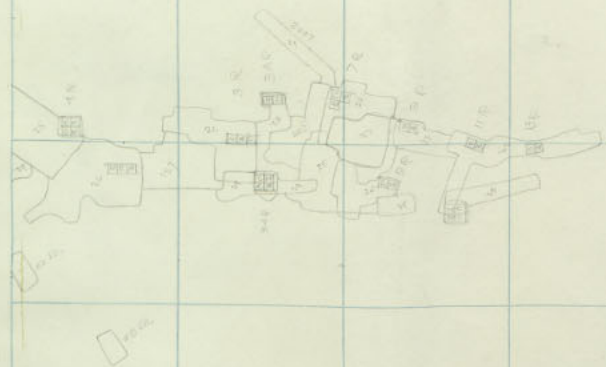
293

392



Pilot 2400-23
 Elm Ortu 2100-2 2200-15
 Black Rock 2000-9

333 334 335 336 337 338 339 340 341 342 343 344



399

398

397


396

395

394


393

392



ELMORE CO. PILOT 2400-22
 ELMORE CO. PILOT 2100-1
 ELMORE CO. PILOT 2200-14
 ELMORE CO. PILOT 2000-8

392 PILOT 2400-22
 Elm Orlu 2100-1 2200-14
 Black Rock 2000-8



322 323 324 325 326 327 328 329 330 331 332 333

399

398

397

396


395

394

393

392

PILOT 07
18
B.P. 1900
22
PILOT
1800
B.P.
1200
E.O.
17
ELMORIS
18
E.O. 19
BADG. 20



DEC 1950

Badg. 20

ELMORE

Page 17

49

B.P. 1800

B.P. 1800

PILOT 22

PILOT 01

U
31
34

